

Mean Grade Calculation	
46.4	46.4
46.3	46.3
46.5	46.0
46.7	46.4
46.4	46.3
46.5	46.5
46.5	46.5
46.7	46.5
46.7	46.7
46.6	46.7
46.7	46.6
46.7	46.7
46.4	46.7
46.7	46.4
Total: 511.1	
11 Stations	
Mean Grade 46.46	



North Side - Existing Residence

**Proposed Garden House for
1572 Derby Rd. Victoria BC
V8P 1T7**

Cory Leahy (250) 920-9462

Stats.

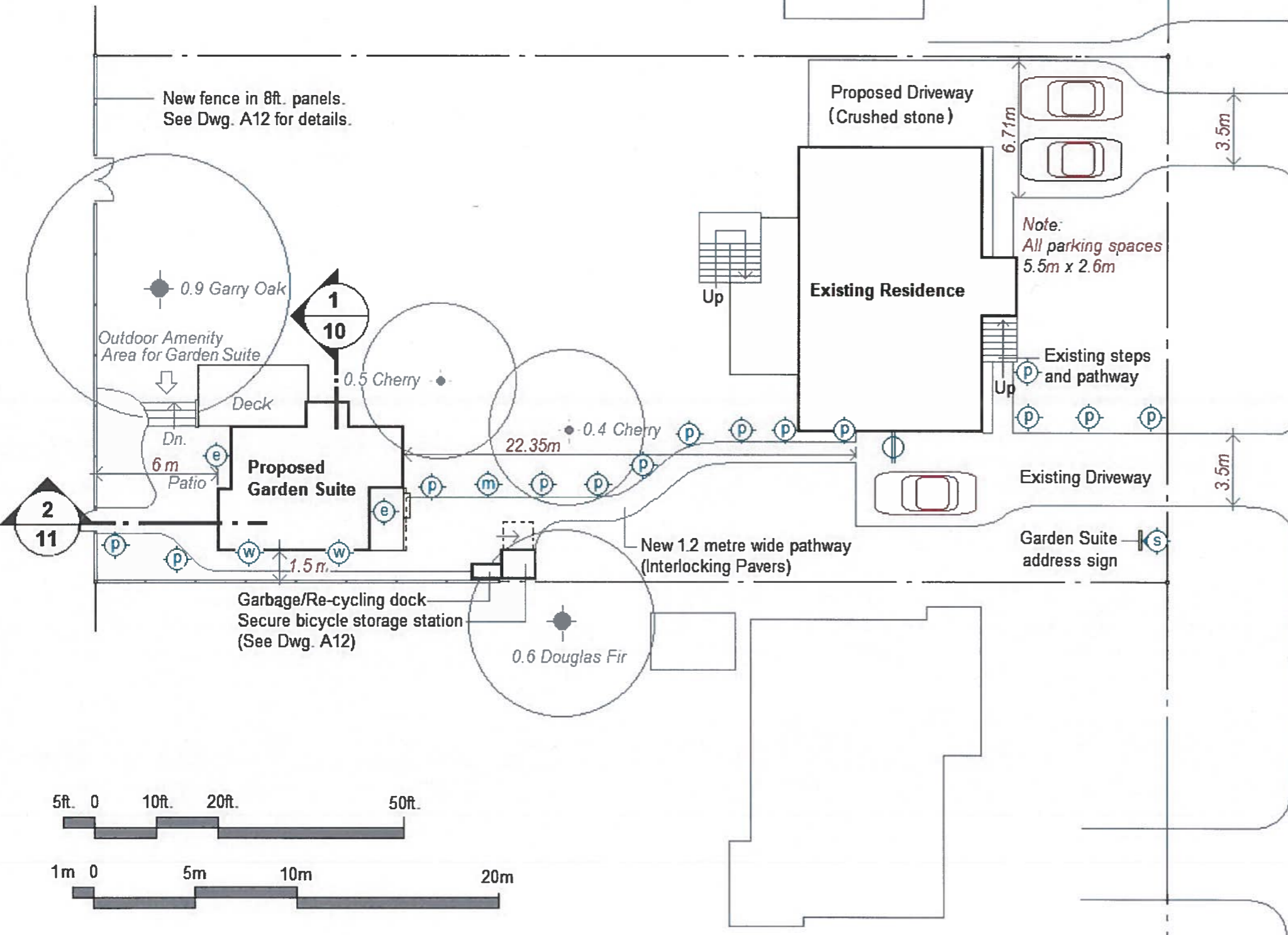
Lot 3, Plan 10294, Section 37
Victoria District

Zoning **RS6**

Lot Size **1,364.3 sq.m**
14,685 sq.ft.

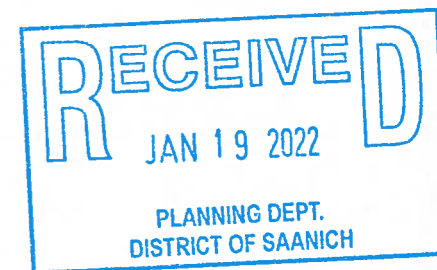
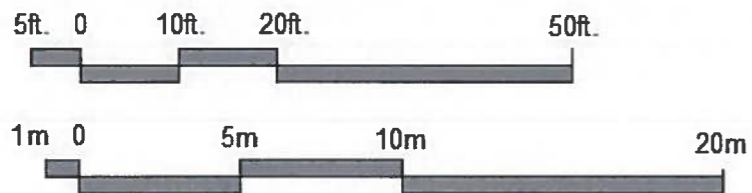
Rear Lot Area **891.9 sq.m**
9,600 sq.ft.

For Dimensions, grades and
Project Data, see survey by
Polaris Land Surveying Inc.



Legend

- Entry Lighting
- Motion Detector Light
- Spotlight
- Walkway Lighting
- Level 2 Charging Station
- Wall-mounted lights



Site Plan

December 6, 2021

A2