
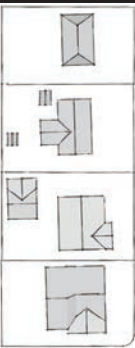
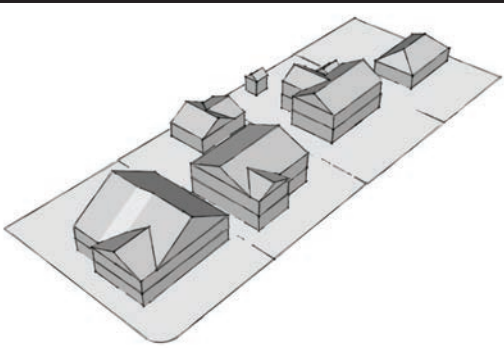

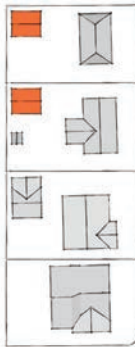
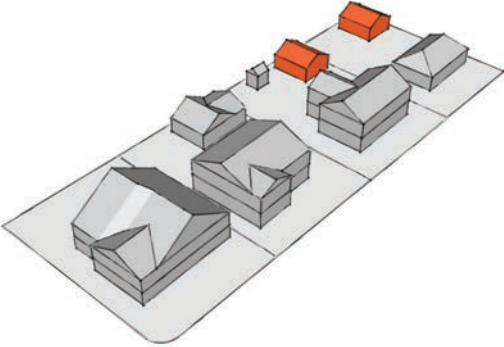

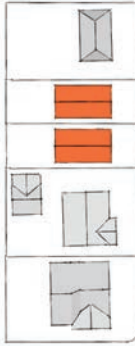
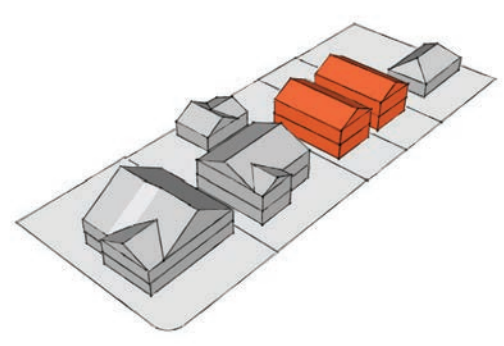

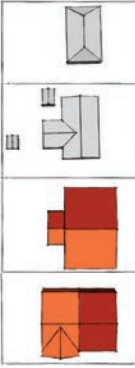
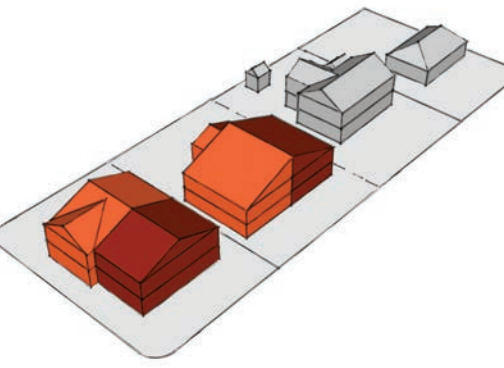

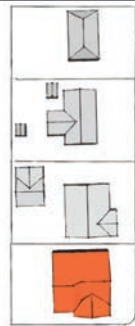
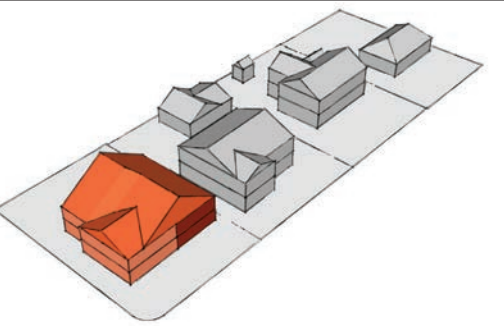



# HOUSING TYPOLOGIES: OPTIONS FOR EXPANDING HOUSING CHOICE

	Example Photo	Example Plan View	Example Diagram
<div>Single Detached (SD)</div> <div><ul style="list-style-type: none"><li>One principal unit, with attached suite permitted under zoning</li></ul></div>			
<div>Single Detached (+ Garden Suite) (SD+)</div> <div><ul style="list-style-type: none"><li>One principal unit and one detached garden suite</li></ul></div>			
<div>Small Lot/Narrow Lot - Single Detached (SL)</div> <div><ul style="list-style-type: none"><li>One principal unit (freehold) on a narrow lot</li><li>Typically, small lots are a minimum of 10m wide and 300m² in area</li><li>Subdivision would be required to create a small lot(s)</li></ul></div>			
<div>Duplex/Semi-detached (2P)</div> <div><ul style="list-style-type: none"><li>Single adjoined building divided into two principal units on one lot (strata) OR two lots (freehold)</li><li>Unit arrangement: side by side OR front to back OR up and down</li><li>Could be developed as conversion from an existing Single Detached House to a Duplex or Semi-detached dwelling</li></ul></div>			
<div>Triplex (3P)</div> <div><ul style="list-style-type: none"><li>Three attached principal units on a shared lot (strata)</li><li>Often designed with a house-like form with similar overall size to the neighbouring houses</li><li>Could be developed as conversion from an existing Single Detached House to a Triplex</li></ul></div>			





# HOUSING TYPOLOGIES: OPTIONS FOR EXPANDING HOUSING CHOICE

Typology	Example Photo	Example Plan View	Example Diagram
<b>Fourplex (4P)</b> <ul style="list-style-type: none"><li>Four attached principal units on a shared lot (strata)</li><li>Often designed with a house-like form with similar overall size to the neighbouring houses</li><li>Could be developed as conversion from an existing Single Detached House to a Fourplex</li></ul>			
<b>Townhouse/Rowhouse (TH/RH)</b> <ul style="list-style-type: none"><li>Attached units on a shared lot (strata) OR on separate lots (freehold); up to 3 storeys</li><li>Ground oriented units, which include individual exterior entrance and private outdoor space</li></ul>			
<b>Stacked Townhouses (STH)</b> <ul style="list-style-type: none"><li>Units are stacked on top of each other (strata)</li><li>Up to 3 storeys, on a shared lot</li><li>Ground oriented units, which include individual exterior entrance and may include private outdoor space</li><li>May be developed in one row or two parallel rows, and may include an option for suites added to lower level</li></ul>			
<b>Low Rise Apartment (LRA)</b> <ul style="list-style-type: none"><li>Up to 4 storeys, with a shared main entrance, stacked units (strata)</li></ul>			

