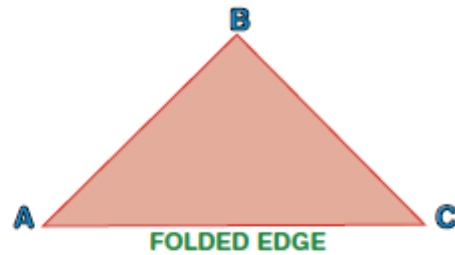
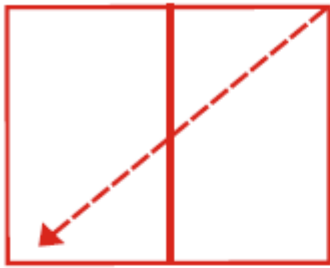


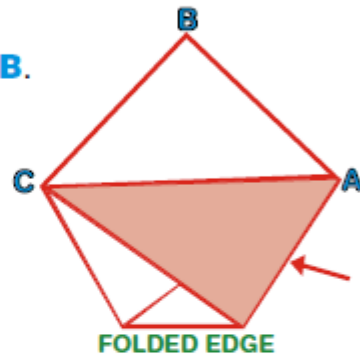
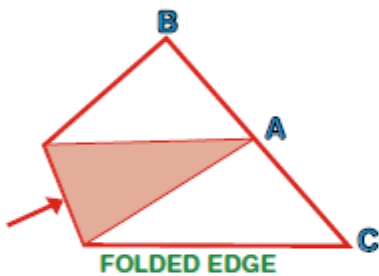
Organics Origami

Use newspaper to make a liner for your kitchen organics container.

STEP 1 Fold a stack of 4 or 5 sheets of newspaper into a triangle.



STEP 2 Fold corners **A** to middle of **B** and **C**, and fold corner of **C** to middle of **A** and **B**.



STEP 3 Fold down half of the newspaper at point **B** on one side, then flip it over and fold the remaining layers down on the other half.

Open the basket and slide into the kitchen catcher.

