

Wilkinson Road @ Greenlea Drive

Wednesday, March 07, 2018

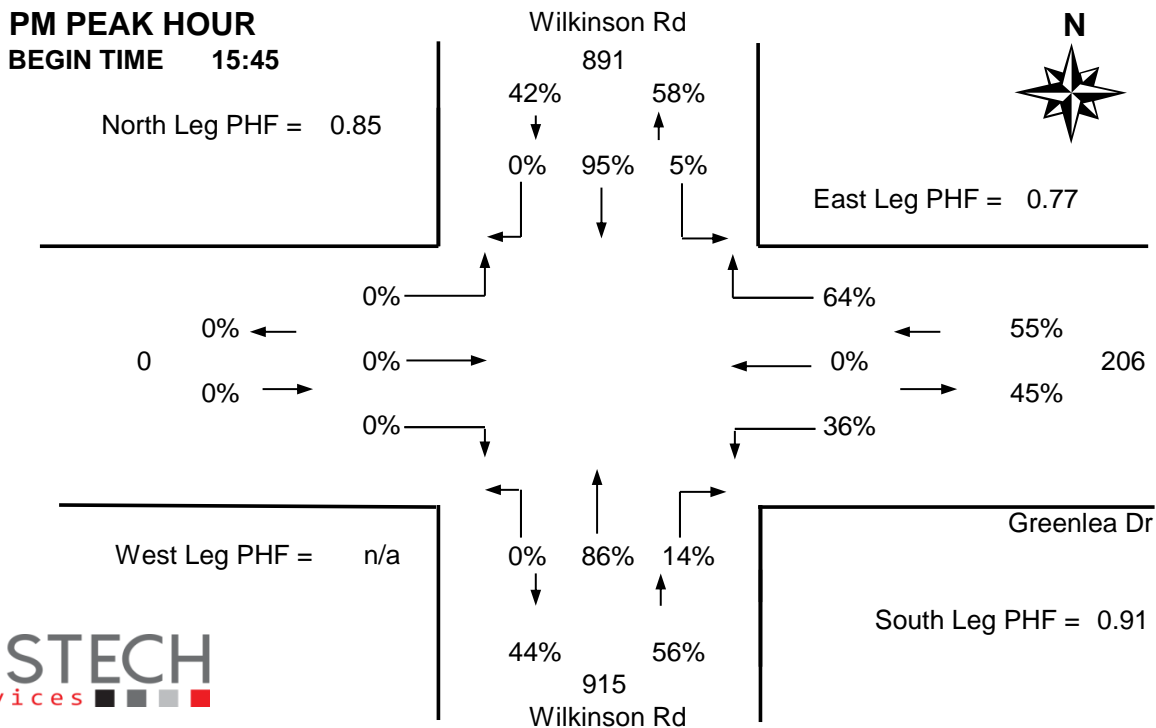
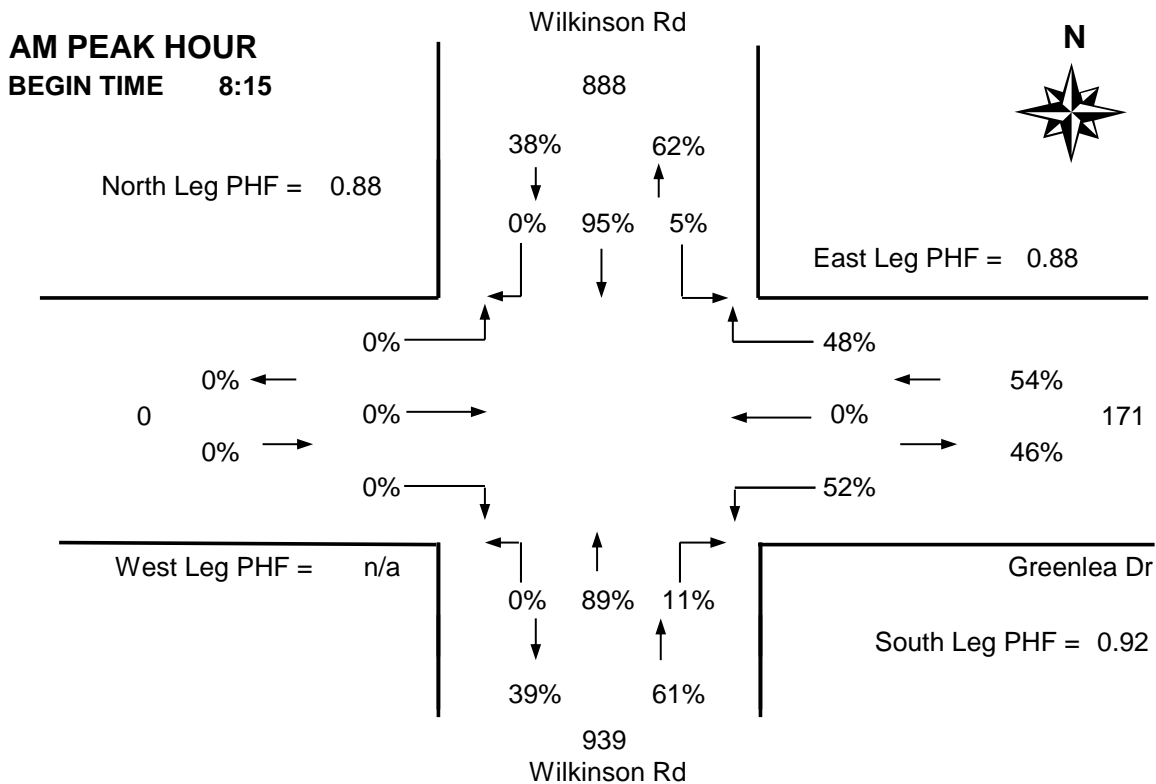


The data presented here is for information purposes only and should not be considered authoritative for construction, geotechnical, engineering, navigational, legal, or other site-specific uses. The information shared is owned by the Transportation Division of the Engineering Department at the District of Saanich. Accuracy is not guaranteed.

DISTRICT OF SAANICH 2018 TRAFFIC COUNTS

Major Route: Wilkinson Road
Minor Route: Greenlea Drive
Date: Wednesday, March 7, 2018
Filename: Wilkinson@Greenlea-Mar7-2018.xls

Station #: TIN001387
Intersection Type: 3-leg east approach
East/West Route: Greenlea Drive
Weather: Cloudy and damp



DISTRICT OF SAANICH 2018 TRAFFIC COUNTS

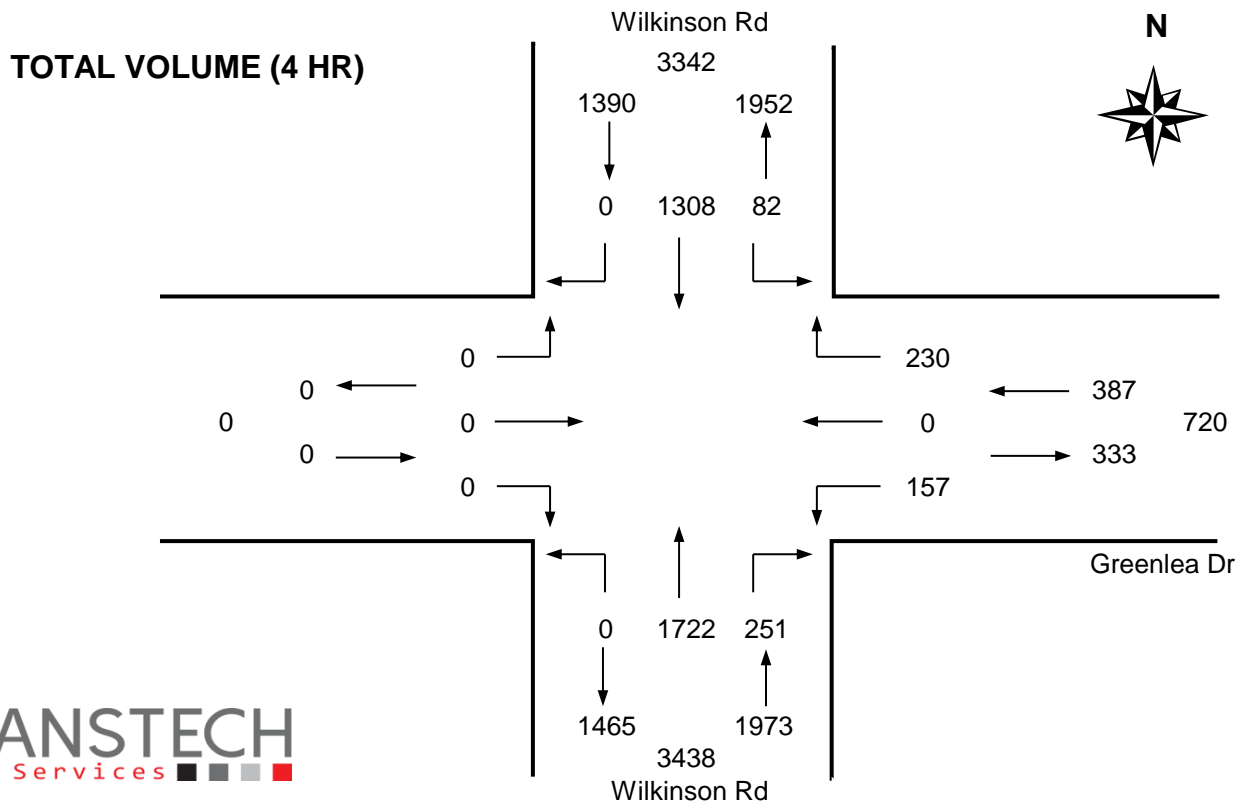
Major Route: Wilkinson Road
Minor Route: Greenlea Drive
Date: Wednesday, March 7, 2018
Filename: Wilkinson@Greenlea-Mar7-2018.xls

Station #: TIN001387
Intersection Type: 3-leg east approach
East/West Route: Greenlea Drive
Weather: Cloudy and damp

Comments:

Vehicle Data

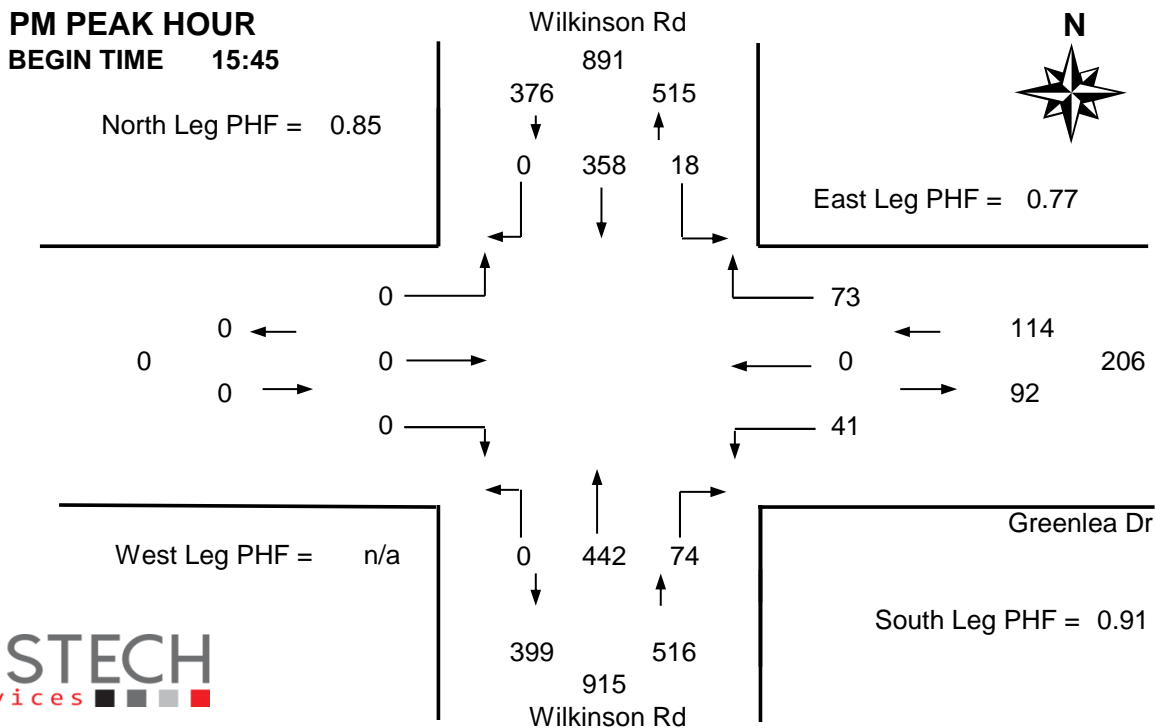
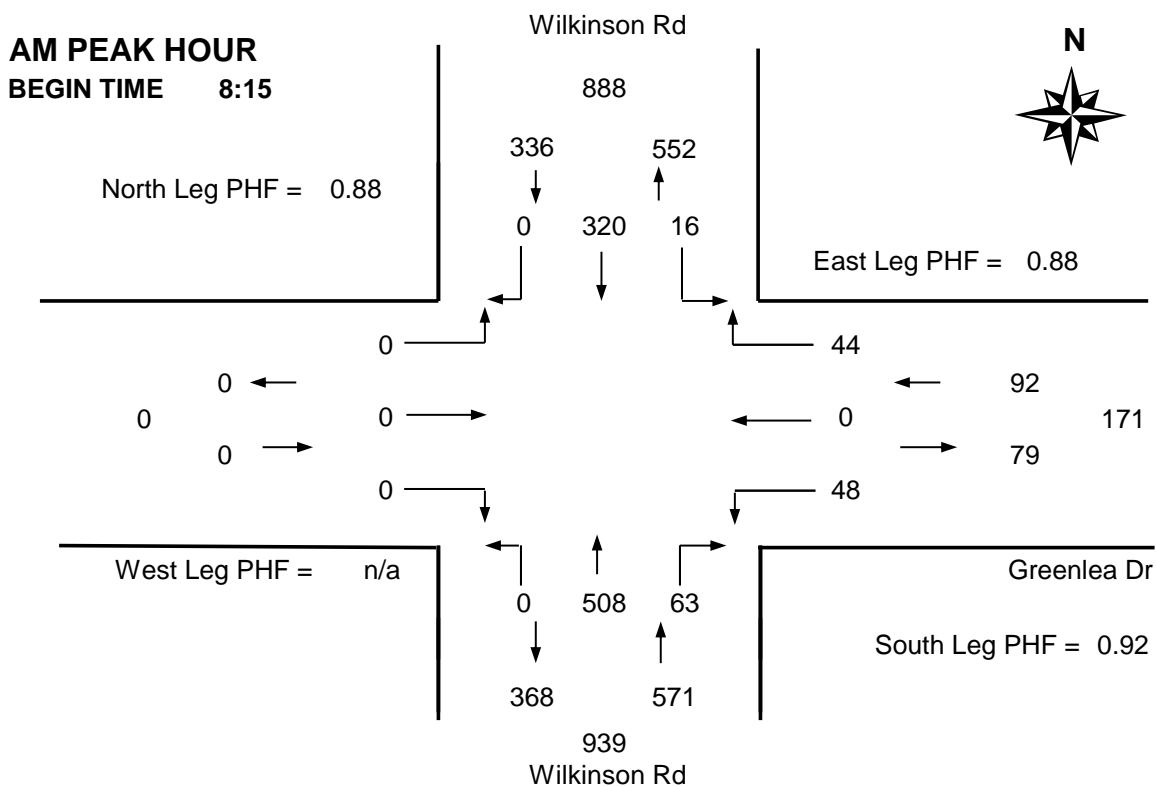
Time Period Starting	Wilkinson Rd			Wilkinson Rd			From West			Greenlea Dr			15 Min Total	Hourly Total	Pedestrians			
	From North			From South			Left	Thru	Right	From East					N	S	W	E
	Left	Thru	Right	Left	Thru	Right				Left	Thru	Right						
7:30	3	73			97	9				9		11	202	-	1	0		0
7:45	4	71			111	14				5		11	216	-	0	0		1
8:00	5	68			100	13				4		14	204	-	0	1		1
8:15	0	83			119	12				11		12	237 *	859	0	0		1
8:30	7	75			140	16				8		16	262 *	919	0	0		2
8:45	5	71			118	11				17		9	231 *	934	0	0		0
9:00	4	91			131	24				12		7	269 +	999	0	0		1
9:15	7	74			72	19				5		11	188	950	1	0		0
Total	35	606	0	0	888	118	0	0	0	71	0	91	1809	-	2	1	0	6
Pk Hr	16	320	0	0	508	63	0	0	0	48	0	44	999 *	-	0	0	0	4
Pk Hr Factor	0.57	0.88	n/a	n/a	0.91	0.66	n/a	n/a	n/a	0.71	n/a	0.69	0.93	* = Peak hour + = Peak 15 minutes				
	0.88			0.92			n/a			0.88								
15:30	6	86			110	11				8		14	235	-	2	0		0
15:45	3	73			122	19				7		13	237 *	-	0	0		1
16:00	3	97			112	19				11		19	261 *	-	0	0		3
16:15	6	83			105	19				10		17	240 *	973	0	0		0
16:30	6	105			103	17				13		24	268 +	1006	0	0		1
16:45	9	79			94	20				12		18	232	1001	0	0		21
17:00	10	85			91	8				12		17	223	963	0	0		0
17:15	4	94			97	20				13		17	245	968	0	0		2
Total	47	702	0	0	834	133	0	0	0	86	0	139	1941	-	2	0	0	28
Pk Hr	18	358	0	0	442	74	0	0	0	41	0	73	1006 *	-	0	0	0	5
Pk Hr Factor	0.75	0.85	n/a	n/a	0.91	0.97	n/a	n/a	n/a	0.79	n/a	0.76	0.94					
	0.85			0.91			n/a			0.77								



DISTRICT OF SAANICH 2018 TRAFFIC COUNTS

Major Route: Wilkinson Road
Minor Route: Greenlea Drive
Date: Wednesday, March 7, 2018
Filename: Wilkinson@Greenlea-Mar7-2018.xls

Station #: TIN001387
Intersection Type: 3-leg east approach
East/West Route: Greenlea Drive
Weather: Cloudy and damp



DISTRICT OF SAANICH 2018 TRAFFIC COUNTS

Major Route: Wilkinson Road
Minor Route: Greenlea Drive
Date: Wednesday, March 7, 2018
Filename: Wilkinson@Greenlea-Mar7-2018.xls

Station #: TIN001387
Intersection Type: 3-leg east approach
East/West Route: Greenlea Drive
Weather: Cloudy and damp

Comments:

Bicycle Data

Time Period Starting	Wilkinson Rd			Wilkinson Rd			Greenlea Dr			15 Min Total	Hourly Total			
	From North			From South			From West					From East		
	Left	Thru	Right	Left	Thru	Right	Left	Thru	Right			Left	Thru	Right
7:30	0	1			1	0				0		0	2 +	-
7:45	0	0			0	0				0		0	0 *	-
8:00	0	0			1	0				0		0	1 *	-
8:15	0	0			0	0				0		0	0 *	3
8:30	0	0			1	0				0		0	1	2
8:45	0	0			0	0				0		0	0	2
9:00	0	0			0	0				0		1	1	2
9:15	0	0			1	0				0		0	1	3
Total	0	1	0	0	4	0	0	0	0	0	0	1	6	-
Pk Hr	0	1	0	0	2	0	0	0	0	0	0	0	3 *	-
15x4	0	4	0	0	4	0	0	0	0	0	0	0	8 +	-

15:30	0	0			0	0				0		0	0	-
15:45	0	0			1	0				0		0	1 +	-
16:00	0	0			0	0				0		0	0 *	-
16:15	0	0			0	0				0		0	0 *	1
16:30	0	1			0	0				0		0	1 *	2
16:45	0	0			0	0				0		1	1	2
17:00	0	0			0	0				0		0	0	2
17:15	0	0			0	0				0		0	0	2
Total	0	1	0	0	1	0	0	0	0	0	0	1	3	-
Pk Hr	0	1	0	0	1	0	0	0	0	0	0	0	2 *	-
15x4	0	4	0	0	4	0	0	0	0	0	0	0	4 +	-

4 Hr	0	2	0	0	5	0	0	0	0	0	0	0	2	9	18
------	---	---	---	---	---	---	---	---	---	---	---	---	---	---	----

PEAK HOUR SUMMARY

