

West Saanich Road @ Prospect Lake Road

Wednesday, February 22, 2017

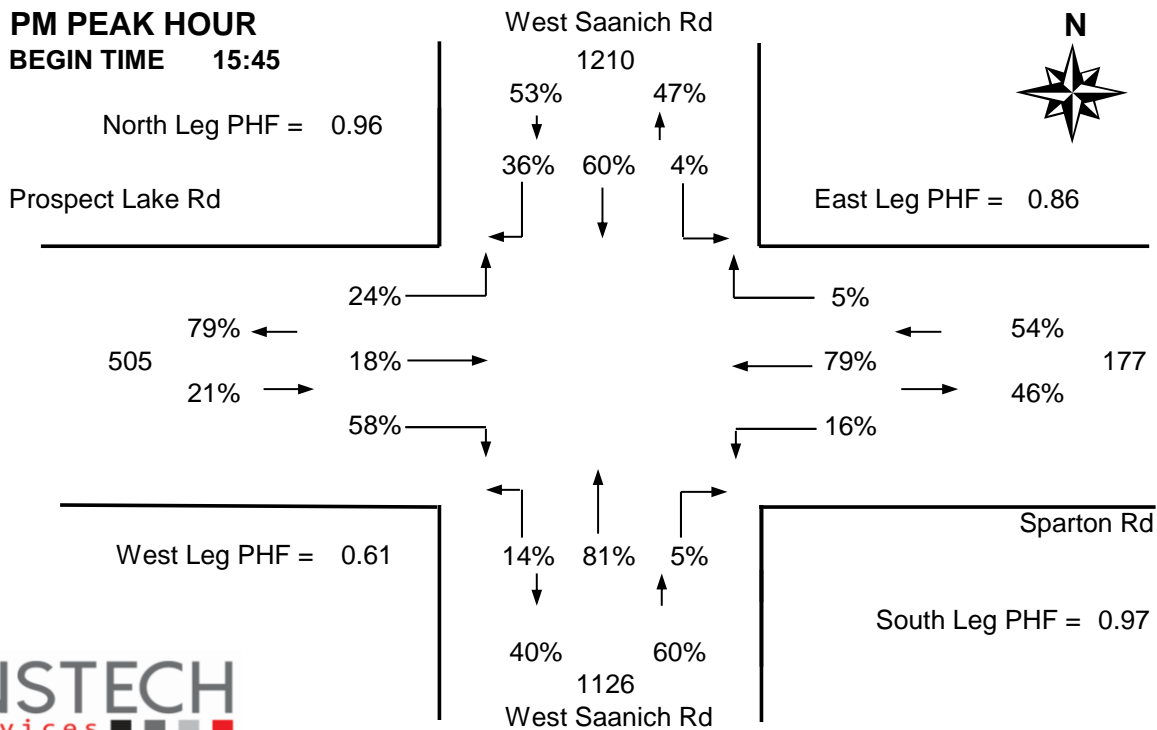
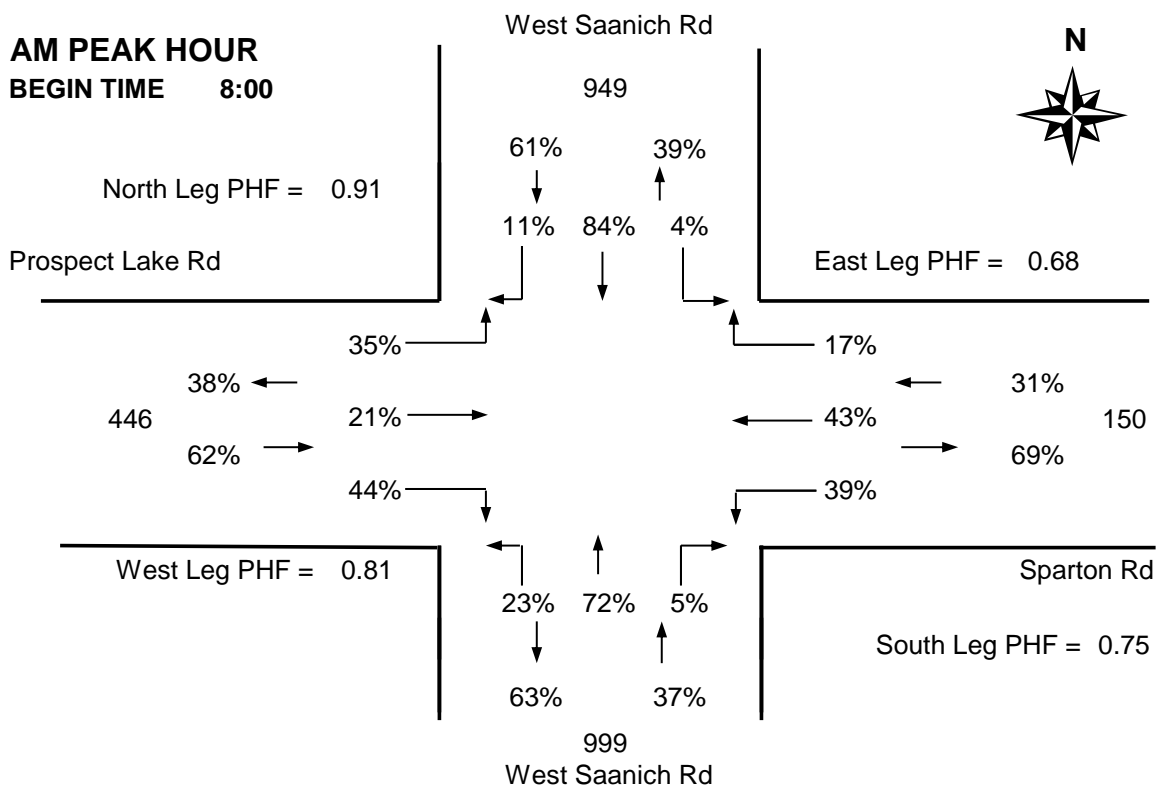


The data presented here is for information purposes only and should not be considered authoritative for construction, geotechnical, engineering, navigational, legal, or other site-specific uses. The information shared is owned by the Transportation Division of the Engineering Department at the District of Saanich. Accuracy is not guaranteed.

DISTRICT OF SAANICH 2017 TRAFFIC COUNTS

Major Route: West Saanich Road
Minor Route: Prospect Lake Road
Date: Wednesday, February 22, 2017
Filename: West Saanich@Prospect Lake-Feb22-2017.xls

Station #: TIN001405
Intersection Type: 4-leg
East/West Route: Prospect Lake Road
Weather: Clear and dry



DISTRICT OF SAANICH 2017 TRAFFIC COUNTS

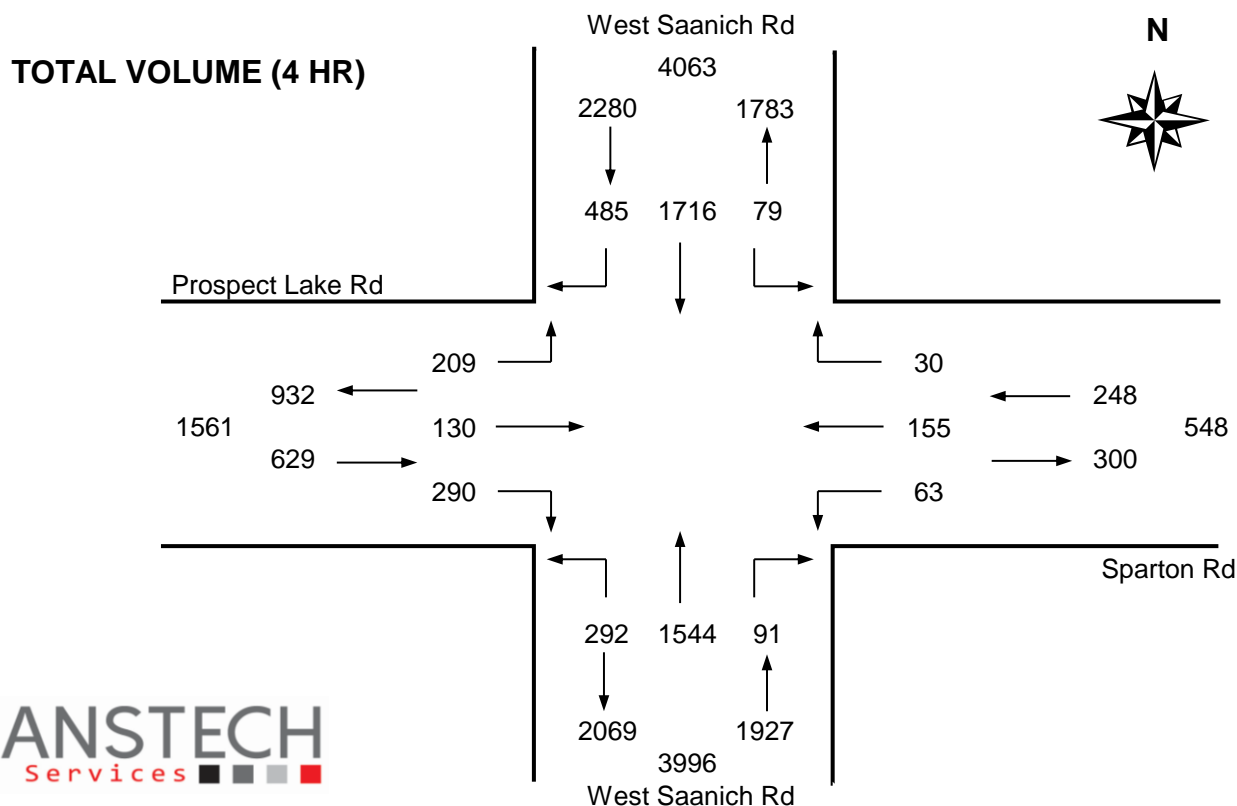
Major Route: West Saanich Road
Minor Route: Prospect Lake Road
Date: Wednesday, February 22, 2017
Filename: West Saanich@Prospect Lake-Feb22-2017.xls

Station #: TIN001405
Intersection Type: 4-leg
East/West Route: Prospect Lake Road
Weather: Clear and dry

Comments:

Vehicle Data

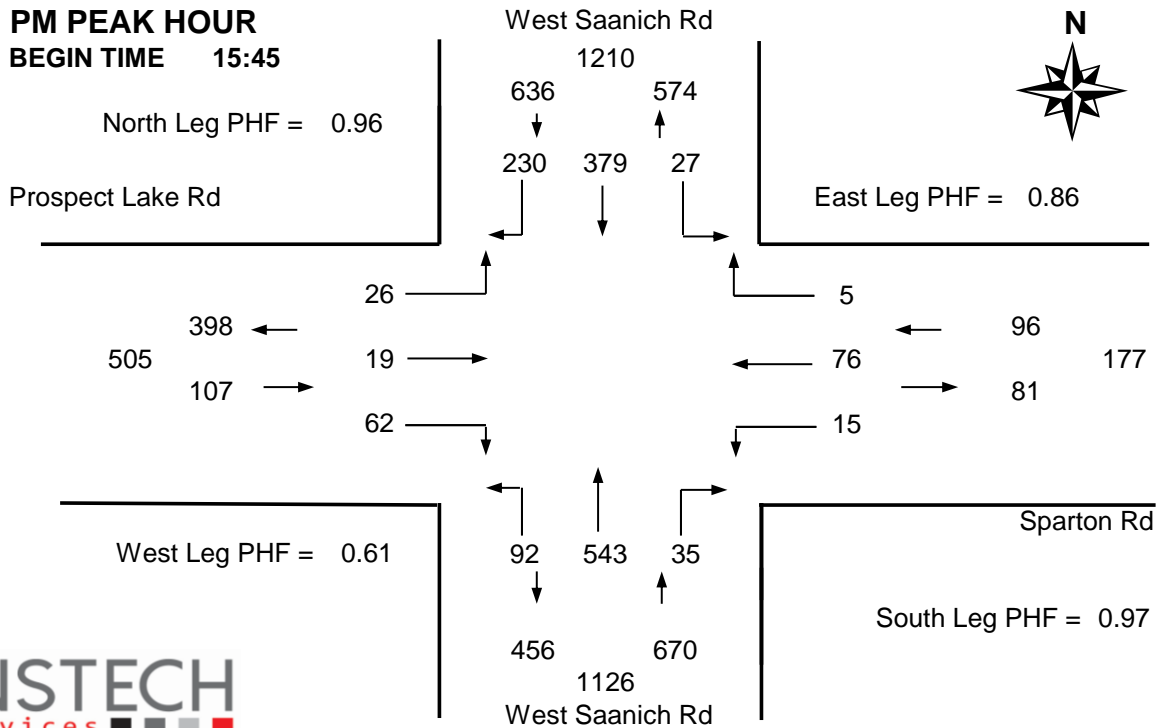
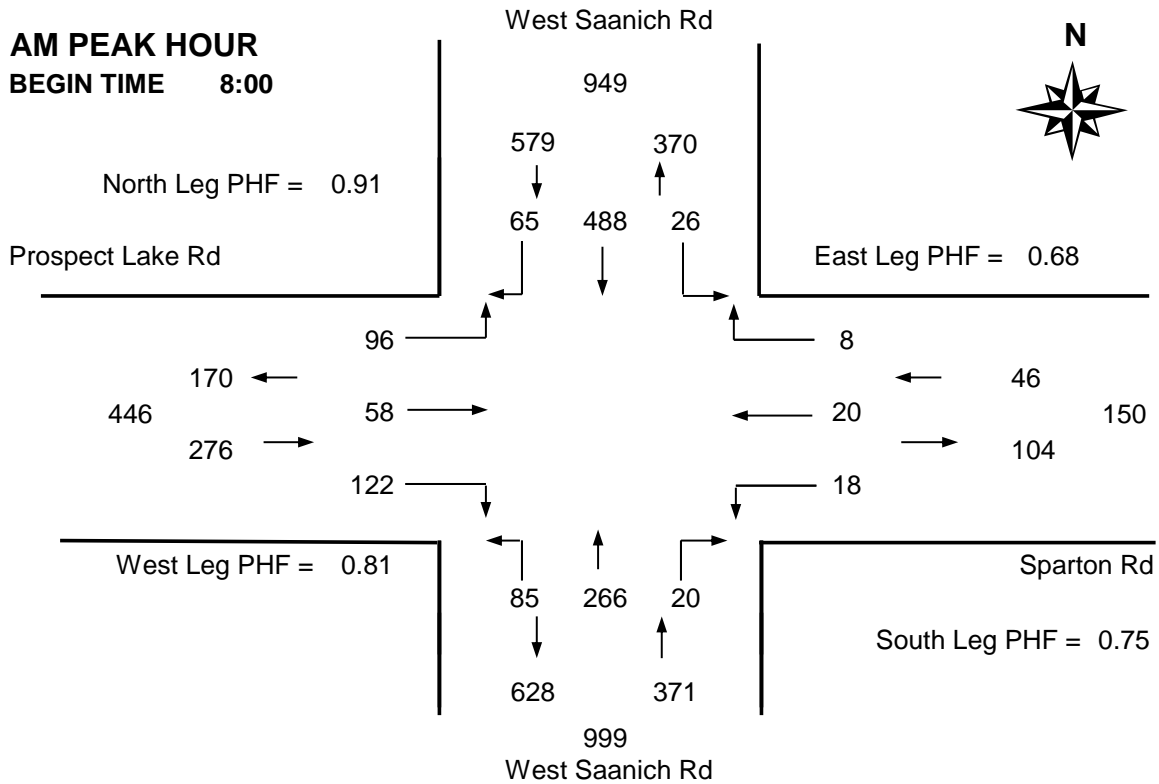
Time Period Starting	West Saanich Rd			West Saanich Rd			Prospect Lake Rd			Sparton Rd			15 Min Total	Hourly Total	Pedestrians			
	From North			From South			From West			From East					N	S	W	E
	Left	Thru	Right	Left	Thru	Right	Left	Thru	Right	Left	Thru	Right						
7:30	3	113	8	3	53	4	19	9	21	6	3	0	242	-		0	0	
7:45	0	141	7	3	79	3	15	12	18	3	1	1	283	-		0	0	
8:00	4	142	13	6	62	5	19	12	18	1	4	2	288 *	-		1	0	
8:15	6	126	18	23	59	9	23	20	26	7	2	1	320 *	1133		12	0	
8:30	8	113	22	44	76	3	31	12	42	4	7	1	363 +	1254		5	1	
8:45	8	107	12	12	69	3	23	14	36	6	7	4	301 *	1272		0	1	
9:00	8	102	7	8	78	2	8	9	15	6	2	0	245	1229		2	1	
9:15	4	83	3	7	58	5	8	5	14	3	3	2	195	1104		3	3	
Total	41	927	90	106	534	34	146	93	190	36	29	11	2237	-	0	23	6	0
Pk Hr	26	488	65	85	266	20	96	58	122	18	20	8	1272 *	-	0	18	2	0
Pk Hr Factor	0.81	0.86	0.74	0.48	0.88	0.56	0.77	0.73	0.73	0.64	0.71	0.50	0.88	* = Peak hour + = Peak 15 minutes				
	0.91			0.75			0.81			0.68								
15:30	3	93	39	23	117	8	9	6	10	5	9	7	329	-		3	1	
15:45	5	92	50	23	125	11	9	7	28	3	24	1	378 *	-		1	0	
16:00	6	95	58	23	135	12	6	3	12	1	19	0	370 *	-		0	3	
16:15	8	92	65	27	140	6	6	4	15	6	16	3	388 +	1465		0	1	
16:30	8	100	57	19	143	6	5	5	7	5	17	1	373 *	1509		1	3	
16:45	2	109	50	28	112	7	8	4	6	3	17	0	346	1477		0	0	
17:00	3	104	40	24	133	2	10	6	12	2	10	2	348	1455		0	2	
17:15	3	104	36	19	105	5	10	2	10	2	14	5	315	1382		1	1	
Total	38	789	395	186	1010	57	63	37	100	27	126	19	2847	-	0	6	11	0
Pk Hr	27	379	230	92	543	35	26	19	62	15	76	5	1509 *	-	0	2	7	0
Pk Hr Factor	0.84	0.95	0.88	0.85	0.95	0.73	0.72	0.68	0.55	0.63	0.79	0.42	0.97					
	0.96			0.97			0.61			0.86								



DISTRICT OF SAANICH 2017 TRAFFIC COUNTS

Major Route: West Saanich Road
Minor Route: Prospect Lake Road
Date: Wednesday, February 22, 2017
Filename: West Saanich@Prospect Lake-Feb22-2017.xls

Station #: TIN001405
Intersection Type: 4-leg
East/West Route: Prospect Lake Road
Weather: Clear and dry



DISTRICT OF SAANICH 2017 TRAFFIC COUNTS

Major Route: West Saanich Road
Minor Route: Prospect Lake Road
Date: Wednesday, February 22, 2017
Filename: West Saanich@Prospect Lake-Feb22-2017.xls

Station #: TIN001405
Intersection Type: 4-leg
East/West Route: Prospect Lake Road
Weather: Clear and dry

Comments:

Bicycle Data

Time Period Starting	West Saanich Rd			West Saanich Rd			Prospect Lake Rd			Sparton Rd			15 Min Total	Hourly Total
	From North			From South			From West			From East				
	Left	Thru	Right	Left	Thru	Right	Left	Thru	Right	Left	Thru	Right		
7:30		0	0	0	0	0		0	0	1			1 *	-
7:45		2	0	0	0	0		0	1	0			3 +	-
8:00		2	0	0	0	0		0	0	0			2 *	-
8:15		0	0	0	0	0		0	0	0			0 *	6
8:30		1	0	0	0	0		0	0	0			1	6
8:45		0	0	0	0	0		0	0	0			0	3
9:00		0	0	0	0	0		0	0	0			0	1
9:15		0	0	0	1	0		1	0	1			3	4
Total	0	5	0	0	1	0	0	1	1	2	0	0	10	-
Pk Hr	0	4	0	0	0	0	0	0	1	1	0	0	6 *	-
15x4	0	8	0	0	0	0	0	0	4	0	0	0	12 +	-

15:30		0	0	0	0	0		0	0	0			0	-
15:45		2	0	0	1	0		0	0	0			3	-
16:00		4	1	0	1	0		0	0	0			6 +	-
16:15		0	1	0	0	0		0	0	0			1 *	10
16:30		0	0	1	2	0		2	0	0			5 *	15
16:45		0	0	0	3	1		0	0	0			4 *	16
17:00		1	0	0	1	0		0	0	0			2	12
17:15		0	0	0	1	0		0	0	0			1	12
Total	0	7	2	1	9	1	0	2	0	0	0	0	22	-
Pk Hr	0	4	2	1	6	1	0	2	0	0	0	0	16 *	-
15x4	0	4	4	4	12	4	0	8	0	0	0	0	36 +	-

4 Hr	0	12	2	1	10	1	0	3	1	2	0	0	32	64
------	---	----	---	---	----	---	---	---	---	---	---	---	----	----

PEAK HOUR SUMMARY

