

West Saanich Road @ Viewmont Avenue

Thursday, March 05, 2020



The data presented here is for information purposes only and should not be considered authoritative for construction, geotechnical, engineering, navigational, legal, or other site-specific uses. The information shared is owned by the Transportation Division of the Engineering Department at the District of Saanich. Accuracy is not guaranteed.

ERING

Major Route: West Saanich Road
Minor Route: Viewmont Avenue
Municipality: Saanich
Filename: West Saanich Rd @ Viewmont Ave-Mar 5, 2020.xlsx
Location #: TIN001403
Count ID: 202029
Date: March 5, 2020
Day-of-week: Thursday

East/West Route: Viewmont Avenue
Intersection Type: 4-leg
Signalized?: Yes
Weather: Rain and wet

Vehicle Classifications: Vehicles and Peds
 Bikes

This data is for Vehicles and Peds

Shift	Start	End	Duration
AM	7:30	9:30	2.00
MD			
PM	15:30	18:30	3.00
Total	7:30	18:30	5.00

Notes: 24-hour clock used for reporting (15-minute increments)
 North Approach - southbound vehicles approaching intersection from the north
 15x4 - 15 min volume (from maximum 15 minute period of movement/approach in peak hour period [*]) x 4
 Pedestrians - N indicates pedestrians crossing north approach (east/west)

Comments:

AM Peak Period
Vehicles and Peds

West Saanich Road @ Viewmont Avenue
Thursday, March 5, 2020

Time Period Begins	West Saanich Rd NORTH Approach				West Saanich Rd SOUTH Approach				Viewmont Ave WEST Approach				Viewmont Ave EAST Approach				Total Volume		ped	Crosswalks				Conflict	
	Left	Thru	Right	Total	Left	Thru	Right	Total	Left	Thru	Right	Total	Left	Thru	Right	Total	15-min	Hour		N	S	W	E	15 min	Hr
7:30	5	103	6	114	6	85	4	95	15	0	2	17	4	0	3	7	233			1	0	3	0	133	
7:45	3	133	4	140	9	90	4	103	12	3	12	27	6	2	5	13	283			4	0	1	3	167	
8:00	9	136	10	155	6	110	7	123	15	2	14	31	3	0	3	6	315			1	0	0	1	171	
8:15	4	126	15	145	10	103	4	117	18	0	13	31	4	0	5	9	302	1133*		8	0	5	2	174	645
8:30	10	116	23	149	30	110	5	145	11	1	18	30	5	0	4	9	333	1233*		10	0	3	1	193	705
8:45	15	123	30	168	32	102	3	137	33	1	28	62	7	0	5	12	379	1329+		12	0	6	2	223	761
9:00	7	128	17	152	10	98	5	113	19	3	18	40	6	1	6	13	318	1332*		5	0	3	1	182	772
9:15	8	110	10	128	5	91	5	101	15	2	11	28	3	0	10	13	270	1300		3	0	4	1	150	748
n/a																									
n/a																									
n/a																									
n/a																									
n/a																									
n/a																									
n/a																									
n/a																									
n/a																									
n/a																									
n/a																									
n/a																									
n/a																									
n/a																									
n/a																									

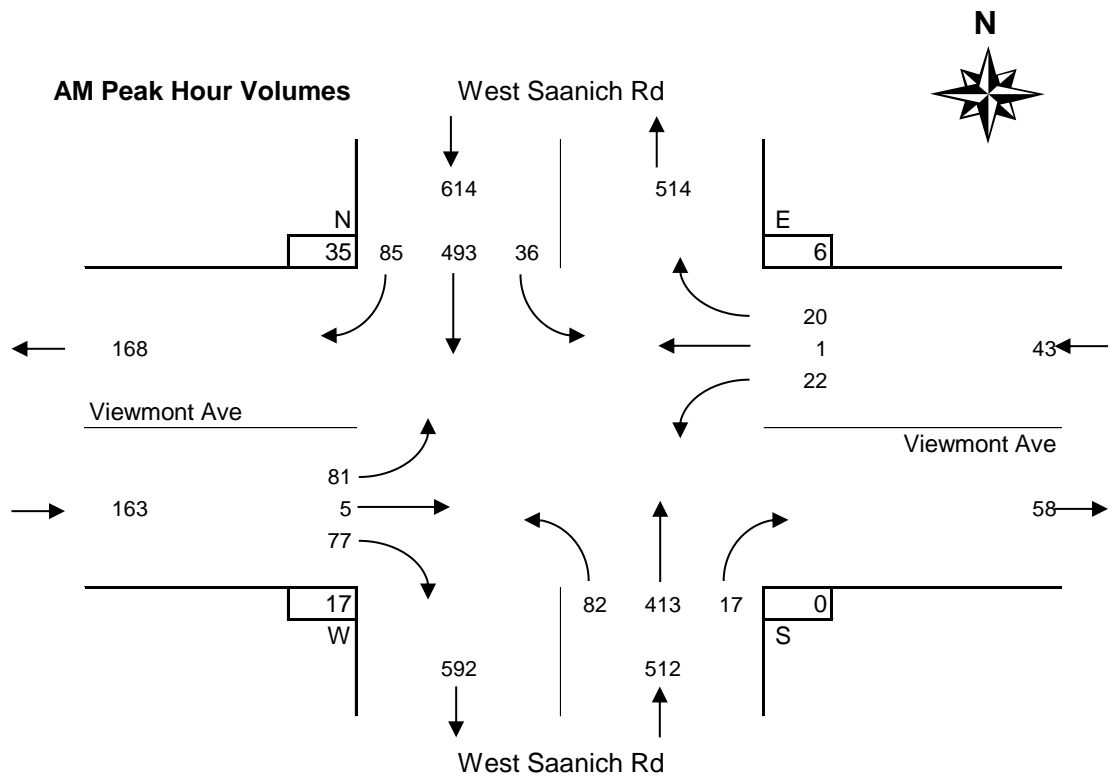
Total	61	975	115	1151	108	789	37	934	138	12	116	266	38	3	41	82	2433										44	0	25	11	1380				
Avg Hr	31	488	58	576	54	395	19	467	69	6	58	133	19	2	21	41	1217															22	0	13	6

Peak hour of the intersection

Pk Hr	36	493	85	614	82	413	17	512	81	5	77	163	22	1	20	43	1332*														35	0	17	6	764					
15x4	60	512	120	672	128	440	20	580	132	12	112	248	28	4	24	52	1516+																		48	0	24	8	920	
PHF	0.60	0.96	0.71	0.91	0.64	0.94	0.85	0.88	0.61	0.42	0.69	0.66	0.79	0.25	0.83	0.83	0.88																			0.73	n/a	0.71	0.75	0.83

Peak hour of conflicting volumes for the intersection

Pk Hr	36	493	85	614	82	413	17	512	81	5	77	163	22	1	20	43	1332*																	35	0	17	6	764			
15x4	60	512	120	672	128	440	20	580	132	12	112	248	28	4	24	52	1516+																				48	0	24	8	920
PHF	0.60	0.96	0.71	0.91	0.64	0.94	0.85	0.88	0.61	0.42	0.69	0.66	0.79	0.25	0.83	0.83	0.88																				0.73	n/a	0.71	0.75	0.83



Time Period Begins	West Saanich Rd NORTH Approach				West Saanich Rd SOUTH Approach				Viewmont Ave WEST Approach				Viewmont Ave EAST Approach				Total Volume		Ped Vol	Crosswalks				Conflict	
	Left	Thru	Right	Total	Left	Thru	Right	Total	Left	Thru	Right	Total	Left	Thru	Right	Total	15-min	Hour		N	S	W	E	15 min	Hr
n/a																									
n/a																									
n/a																									
n/a																									
n/a																									
n/a																									
n/a																									
n/a																									
n/a																									
n/a																									
n/a																									
n/a																									
n/a																									
n/a																									
n/a																									
n/a																									
n/a																									

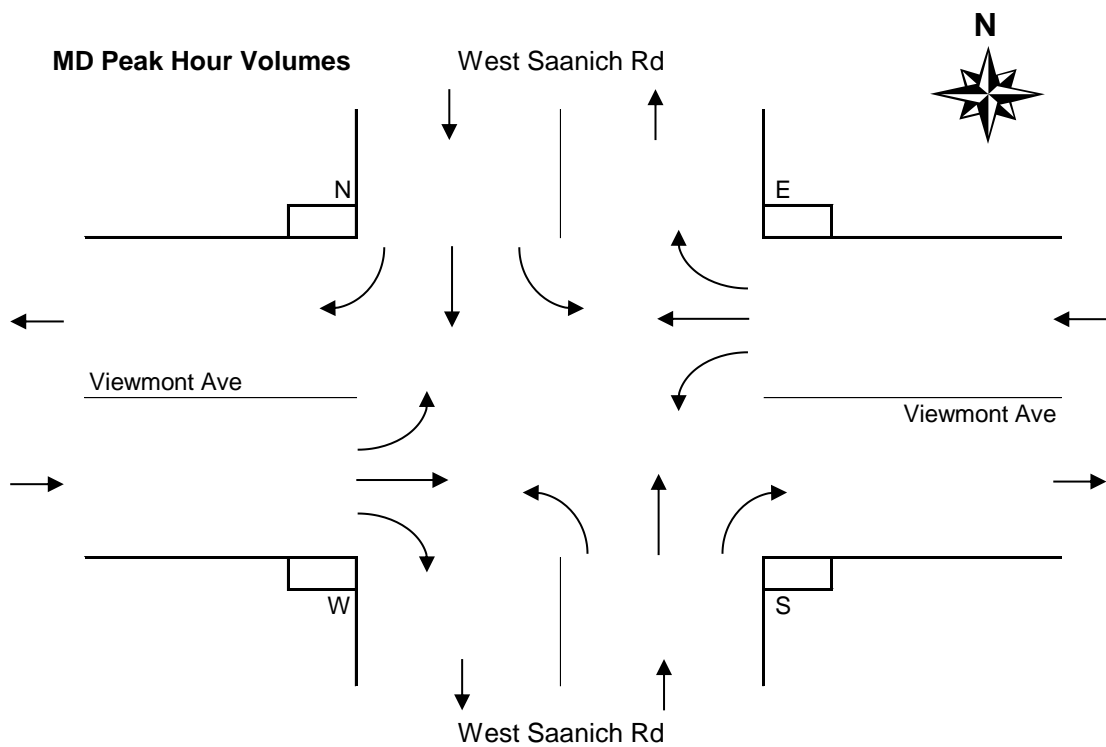
Total																								
Avg Hr																								

Peak hour of the intersection

Pk Hr																								
15x4																								
PHF																								

Peak hour of conflicting volumes for the intersection

Pk Hr																								
15x4																								
PHF																								



PM Peak Period
Vehicles and Peds

West Saanich Road @ Viewmont Avenue
Thursday, March 5, 2020

Time Period Begins	West Saanich Rd NORTH Approach				West Saanich Rd SOUTH Approach				Viewmont Ave WEST Approach				Viewmont Ave EAST Approach				Total Volume		Pedestrians	Crosswalks				Conflict	
	Left	Thru	Right	Total	Left	Thru	Right	Total	Left	Thru	Right	Total	Left	Thru	Right	Total	15-min	Hour		N	S	W	E	15 min	Hr
	15:30	5	129	18	152	12	126	10	148	20	3	15	38	3	2	5	10	348			5	0	4	0	186
15:45	12	128	16	156	12	113	13	138	41	2	13	56	3	3	6	12	362		5	0	7	1	206		
16:00	10	133	15	158	16	126	17	159	29	4	9	42	10	2	6	18	377	*	4	0	9	2	201		
16:15	8	120	31	159	14	115	6	135	34	4	11	49	3	0	6	9	352	1439	*	6	0	7	1	205	798
16:30	13	137	23	173	17	130	14	161	46	1	11	58	5	0	3	8	400	1491	+	3	0	5	0	226	838
16:45	11	135	18	164	12	133	12	157	29	3	12	44	9	2	3	14	379	1508	*	2	0	6	2	199	831
17:00	4	127	14	145	16	127	9	152	30	0	14	44	6	0	3	9	350	1481		4	0	0	0	190	820
17:15	9	116	27	152	15	114	9	138	33	4	9	46	7	1	5	13	349	1478		5	0	1	6	197	812
17:30	12	108	23	143	13	103	12	128	35	2	13	50	4	2	5	11	332	1410		6	0	4	2	186	772
17:45	4	108	16	128	9	93	4	106	39	3	9	51	5	1	1	7	292	1323		5	0	1	0	174	747
18:00	8	85	11	104	9	79	8	96	21	7	1	29	10	2	6	18	247	1220		3	0	7	1	134	691
18:15	10	83	32	125	15	98	8	121	22	2	10	34	4	0	3	7	287	1158		2	0	2	3	155	649
n/a																									
n/a																									
n/a																									
n/a																									
n/a																									
n/a																									
n/a																									
n/a																									
n/a																									

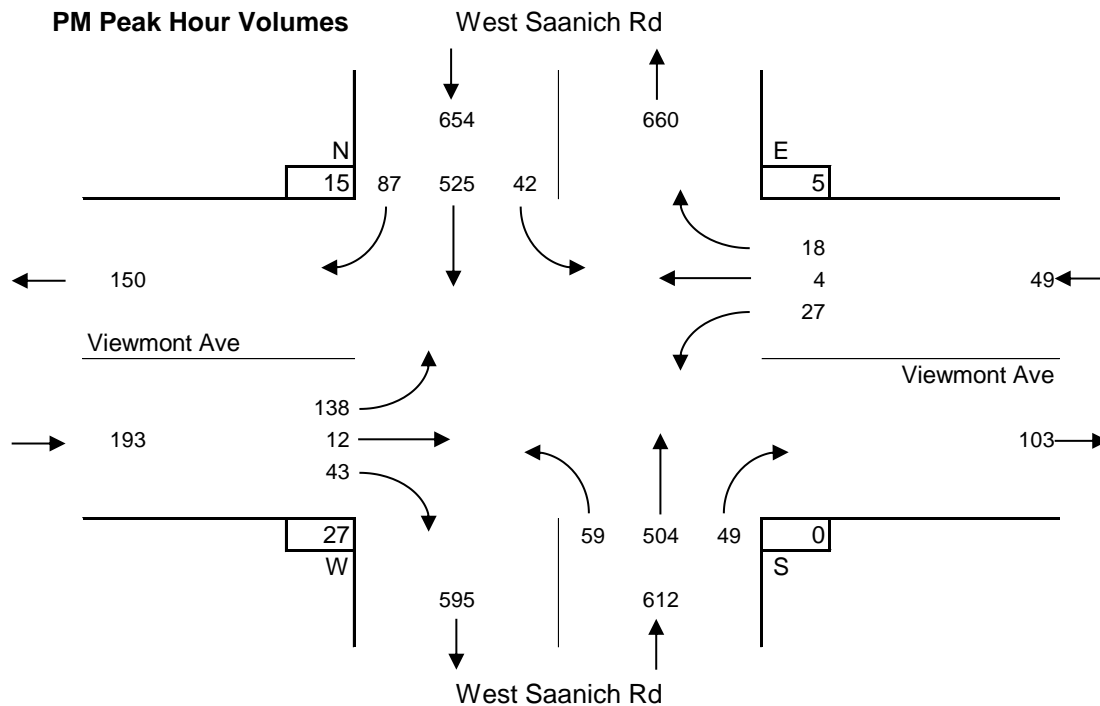
Total	106	1409	244	1759	160	1357	122	1639	379	35	127	541	69	15	52	136	4075			50	0	53	18	2259
Avg Hr	35	470	81	586	53	452	41	546	126	12	42	180	23	5	17	45	1358			17	0	18	6	

Peak hour of the intersection

Pk Hr	42	525	87	654	59	504	49	612	138	12	43	193	27	4	18	49	1508	*	15	0	27	5	831
15x4	52	548	124	692	68	532	68	644	184	16	48	232	40	8	24	72	1600	+	24	0	36	8	956
PHF	0.81	0.96	0.70	0.95	0.87	0.95	0.72	0.95	0.75	0.75	0.90	0.83	0.68	0.50	0.75	0.68	0.94		0.63	n/a	0.75	0.63	0.87

Peak hour of conflicting volumes for the intersection

Pk Hr	43	518	85	646	59	484	50	593	150	11	44	205	21	5	21	47	1491	*	18	0	28	4	838
15x4	52	548	124	692	68	520	68	644	184	16	52	232	40	12	24	72	1600	+	24	0	36	8	960
PHF	0.83	0.95	0.69	0.93	0.87	0.93	0.74	0.92	0.82	0.69	0.85	0.88	0.53	0.42	0.88	0.65	0.93		0.75	n/a	0.78	0.50	0.87



Entire Survey Period

5 Hours

	West Saanich Rd				West Saanich Rd				Viewmont Ave				Viewmont Ave				Total Volume	Crosswalks			
	NORTH Approach				SOUTH Approach				WEST Approach				EAST Approach					N	S	W	E
	Left	Thru	Right	Total	Left	Thru	Right	Total	Left	Thru	Right	Total	Left	Thru	Right	Total					
Total	167	2384	359	2910	268	2146	159	2573	517	47	243	807	107	18	93	218	6508	94	0	78	29
Avg Hr	33	477	72	582	54	429	32	515	103	9	49	161	21	4	19	44	1302	19	0	16	6

AM Peak Period

2 Hours

	West Saanich Rd				West Saanich Rd				Viewmont Ave				Viewmont Ave				Total Volume	Crosswalks			
	NORTH Approach				SOUTH Approach				WEST Approach				EAST Approach					N	S	W	E
	Left	Thru	Right	Total	Left	Thru	Right	Total	Left	Thru	Right	Total	Left	Thru	Right	Total					
Totals	61	975	115	1151	108	789	37	934	138	12	116	266	38	3	41	82	2433	44	0	25	11
Avg Hr	31	488	58	576	54	395	19	467	69	6	58	133	19	2	21	41	1217	22	0	13	6

MD Peak Period

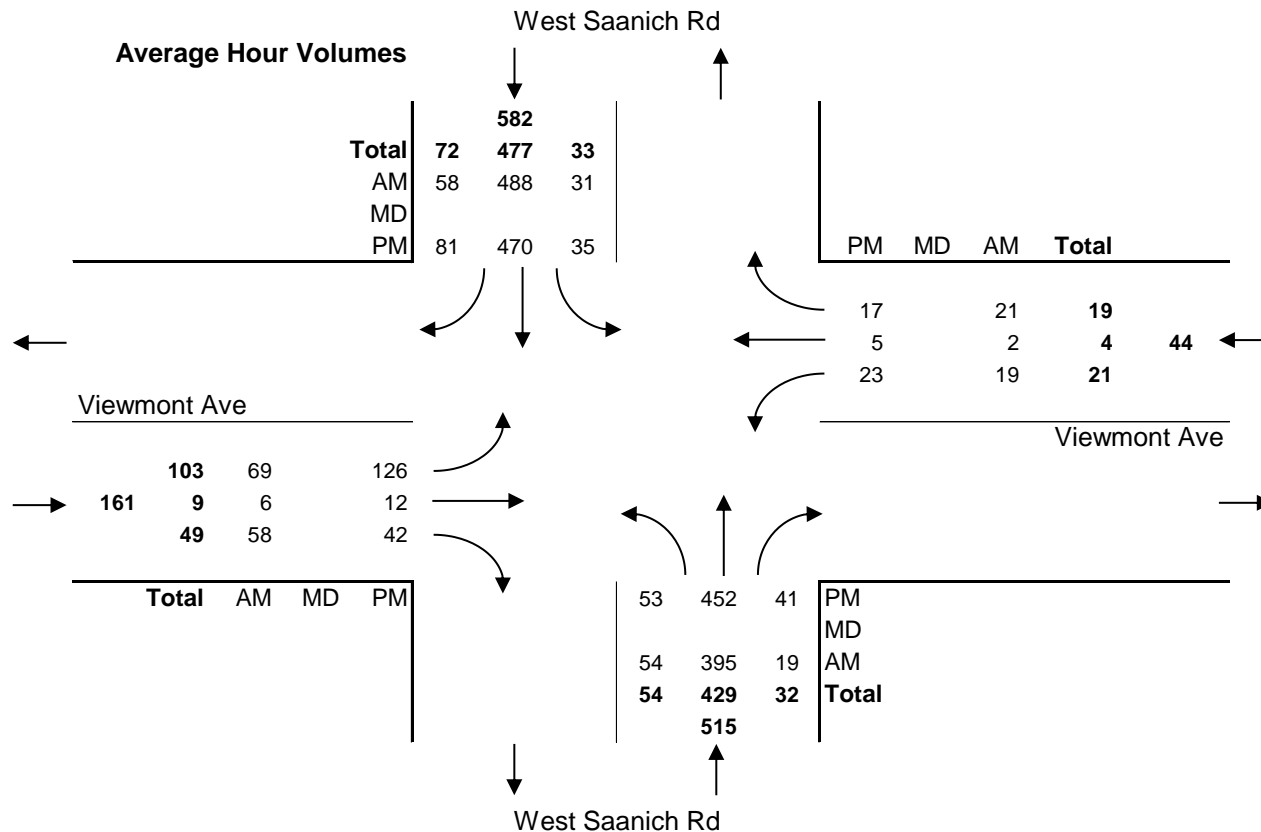
Hours

	West Saanich Rd				West Saanich Rd				Viewmont Ave				Viewmont Ave				Total Volume	Crosswalks			
	NORTH Approach				SOUTH Approach				WEST Approach				EAST Approach					N	S	W	E
	Left	Thru	Right	Total	Left	Thru	Right	Total	Left	Thru	Right	Total	Left	Thru	Right	Total					
Total																					
Avg Hr																					

PM Peak Period

3 Hours

	West Saanich Rd				West Saanich Rd				Viewmont Ave				Viewmont Ave				Total Volume	Crosswalks			
	NORTH Approach				SOUTH Approach				WEST Approach				EAST Approach					N	S	W	E
	Left	Thru	Right	Total	Left	Thru	Right	Total	Left	Thru	Right	Total	Left	Thru	Right	Total					
Total	106	1409	244	1759	160	1357	122	1639	379	35	127	541	69	15	52	136	4075	50	0	53	18
Avg Hr	35	470	81	586	53	452	41	546	126	12	42	180	23	5	17	45	1358	17	0	18	6



Major Route: West Saanich Road
Minor Route: Viewmont Avenue
Municipality: Saanich
Filename: West Saanich Rd @ Viewmont Ave-Mar 5, 2020.xlsx
Location #: TIN001403
Count ID: 202029
Date: March 5, 2020
Day-of-week: Thursday

East/West Route: Viewmont Avenue
Intersection Type: 4-leg
Signalized?: Yes
Weather: Rain and wet

Vehicle Classifications: Vehicles and Peds **This data is for Bikes**
 Bikes

Shift	Start	End	Duration
AM	7:30	9:30	2.00
MD			
PM	15:30	18:30	3.00
Total	7:30	18:30	5.00

Notes: 24-hour clock used for reporting (15-minute increments)
 North Approach - southbound vehicles approaching intersection from the north
 15x4 - 15 min volume (from maximum 15 minute period of movement/approach in peak hour period [*]) x 4
 Pedestrians - N indicates pedestrians crossing north approach (east/west)

Comments:

Time Period Begins	West Saanich Rd NORTH Approach				West Saanich Rd SOUTH Approach				Viewmont Ave WEST Approach				Viewmont Ave EAST Approach				Total Volume		D _o g	Direction				
	Left	Thru	Right	Total	Left	Thru	Right	Total	Left	Thru	Right	Total	Left	Thru	Right	Total	15-min	Hour		N	S	W	E	
7:30	0	3	0	3	0	1	0	1	0	0	0	0	0	0	0	0	4		+	0	0	0	0	
7:45	0	1	0	1	1	0	1	2	0	0	0	0	0	0	0	0	3		*	0	0	0	0	
8:00	0	2	0	2	0	0	0	0	0	0	0	0	0	0	0	0	2		*	0	0	0	0	
8:15	0	0	0	0	0	0	0	0	0	0	0	0	0	0	0	0	0	9		*	0	0	0	0
8:30	0	1	0	1	0	0	0	0	0	0	0	0	0	0	0	0	1	6			0	0	0	0
8:45	0	2	0	2	0	1	0	1	0	0	0	0	0	0	0	0	3	6			0	0	0	0
9:00	0	0	0	0	0	0	0	0	0	0	0	0	0	1	0	1	1	5			0	0	0	0
9:15	0	0	0	0	0	1	0	1	0	0	0	0	0	0	0	0	1	6			0	0	0	0
n/a																								
n/a																								
n/a																								
n/a																								
n/a																								
n/a																								
n/a																								
n/a																								
n/a																								
n/a																								
n/a																								
n/a																								
n/a																								
n/a																								
Total	0	9	0	9	1	3	1	5	0	0	0	0	0	1	0	1	15			0	0	0	0	

n/a																								
n/a																								
n/a																								
n/a																								
n/a																								
n/a																								
n/a																								
n/a																								
n/a																								
n/a																								
n/a																								
n/a																								
n/a																								
n/a																								
n/a																								
n/a																								
n/a																								
n/a																								
Total																								

15:30	0	0	0	0	0	0	0	0	1	0	0	1	0	0	0	0	1			0	0	0	0	
15:45	0	1	1	2	0	2	0	2	0	0	0	0	0	0	0	0	4		+	0	0	0	0	
16:00	0	0	0	0	0	0	0	0	0	0	0	0	0	0	0	0	0		*	0	0	0	0	
16:15	0	2	0	2	0	1	0	1	0	0	0	0	0	0	0	0	3	8	*	0	0	0	0	
16:30	0	1	0	1	0	1	0	1	0	0	0	0	0	0	0	0	2	9	*	0	0	0	0	
16:45	0	0	0	0	0	0	0	0	0	0	0	0	0	0	0	0	0	5		0	0	0	0	
17:00	0	0	0	0	0	1	0	1	1	1	0	0	1	0	0	0	2	7		0	0	0	0	
17:15	0	1	1	2	0	0	1	1	0	0	0	0	0	0	0	0	3	7		0	0	0	0	
17:30	0	0	0	0	0	0	0	0	0	0	0	0	0	0	0	0	0	5		0	0	0	0	
17:45	0	1	0	1	0	1	0	1	0	0	0	0	0	0	0	0	2	7		0	0	0	0	
18:00	0	0	1	1	0	0	0	0	0	0	0	0	0	0	0	0	1	6		0	0	0	0	
18:15	0	0	1	1	0	0	0	0	0	0	0	0	0	0	0	0	1	4		0	0	0	0	
n/a																								
n/a																								
n/a																								
n/a																								
n/a																								
n/a																								
n/a																								
n/a																								
n/a																								
n/a																								
Total	0	6	4	10	0	6	1	7	2	0	0	2	0	0	0	0	19			0	0	0	0	

AM Peak Period
Bikes

West Saanich Road @ Viewmont Avenue
Thursday, March 5, 2020

Time Period Begins	West Saanich Rd NORTH Approach				West Saanich Rd SOUTH Approach				Viewmont Ave WEST Approach				Viewmont Ave EAST Approach				Total Volume		P.D.	Conflict					
	Left	Thru	Right	Total	Left	Thru	Right	Total	Left	Thru	Right	Total	Left	Thru	Right	Total	15-min	Hour		N	S	W	E	15 min	Hr
7:30	0	3	0	3	0	1	0	1	0	0	0	0	0	0	0	0	4	+	0	0	0	0	3		
7:45	0	1	0	1	1	0	1	2	0	0	0	0	0	0	0	0	3	*	0	0	0	0	2		
8:00	0	2	0	2	0	0	0	0	0	0	0	0	0	0	0	0	2	*	0	0	0	0	2		
8:15	0	0	0	0	0	0	0	0	0	0	0	0	0	0	0	0	0	9	*	0	0	0	0	7	
8:30	0	1	0	1	0	0	0	0	0	0	0	0	0	0	0	0	1	6		0	0	0	0	1	5
8:45	0	2	0	2	0	1	0	1	0	0	0	0	0	0	0	0	3	6		0	0	0	0	2	5
9:00	0	0	0	0	0	0	0	0	0	0	0	0	0	1	0	1	1	5		0	0	0	0	1	4
9:15	0	0	0	0	0	1	0	1	0	0	0	0	0	0	0	0	1	6		0	0	0	0	1	5
n/a																									
n/a																									
n/a																									
n/a																									
n/a																									
n/a																									
n/a																									
n/a																									
n/a																									
n/a																									
n/a																									

Total	0	9	0	9	1	3	1	5	0	0	0	0	0	1	0	1	15	0	0	0	0	11
Avg Hr	0	5	0	5	1	2	1	3	0	0	0	0	0	1	0	1	8	0	0	0	0	

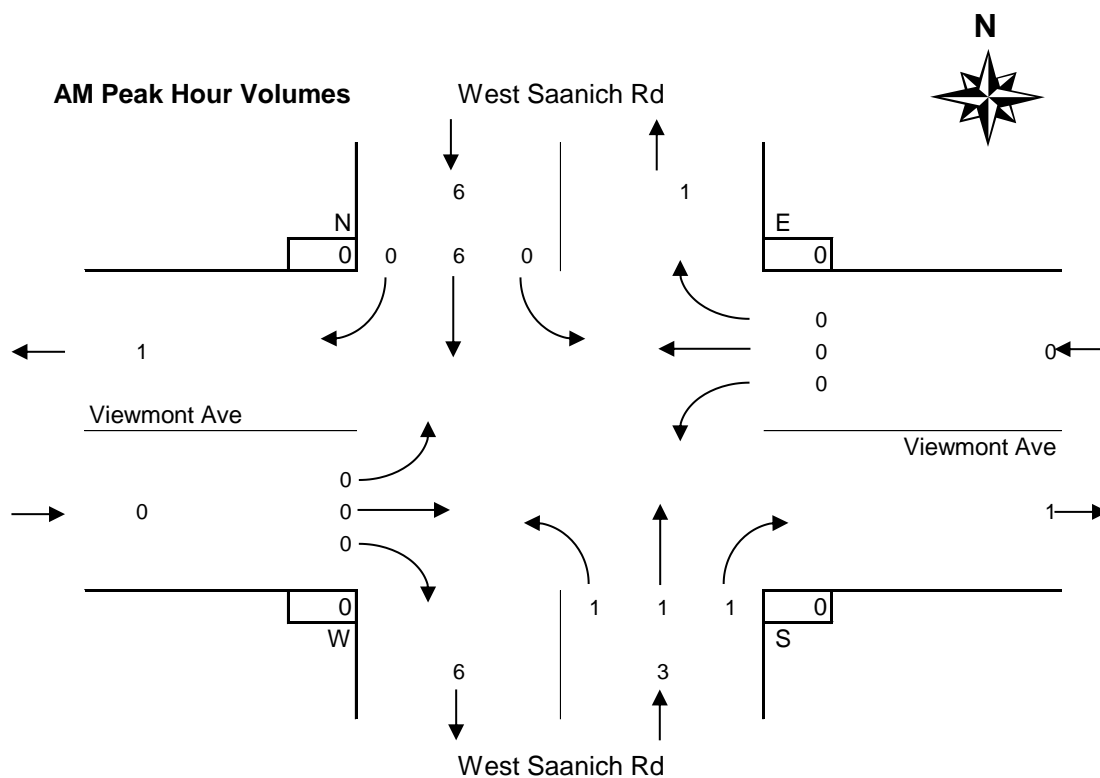
Peak hour of the intersection

Pk Hr	0	6	0	6	1	1	1	3	0	0	0	0	0	0	0	0	9	+	0	0	0	0	7
15x4	0	12	0	12	4	4	4	8	0	0	0	0	0	0	0	0	16	+	0	0	0	0	16
PHF	n/a	0.50	n/a	0.50	0.25	0.25	0.25	0.38	n/a	n/a	n/a	n/a	n/a	n/a	n/a	n/a	0.56	n/a	n/a	n/a	n/a	0.44	

Peak hour of conflicting volumes for the intersection

Pk Hr	0	6	0	6	1	1	1	3	0	0	0	0	0	0	0	0	9	+	0	0	0	0	7
15x4	0	12	0	12	4	4	4	8	0	0	0	0	0	0	0	0	16	+	0	0	0	0	16
PHF	n/a	0.50	n/a	0.50	0.25	0.25	0.25	0.38	n/a	n/a	n/a	n/a	n/a	n/a	n/a	n/a	0.56	n/a	n/a	n/a	n/a	0.44	

** Calculated peak hour occurs during the first or last hour of shift and therefore may be invalid. **



Time Period Begins	West Saanich Rd NORTH Approach				West Saanich Rd SOUTH Approach				Viewmont Ave WEST Approach				Viewmont Ave EAST Approach				Total Volume		Peak D.L.	Conflict				
	Left	Thru	Right	Total	Left	Thru	Right	Total	Left	Thru	Right	Total	Left	Thru	Right	Total	15-min	Hour		N	S	W	E	15 min
n/a																								
n/a																								
n/a																								
n/a																								
n/a																								
n/a																								
n/a																								
n/a																								
n/a																								
n/a																								
n/a																								
n/a																								
n/a																								
n/a																								

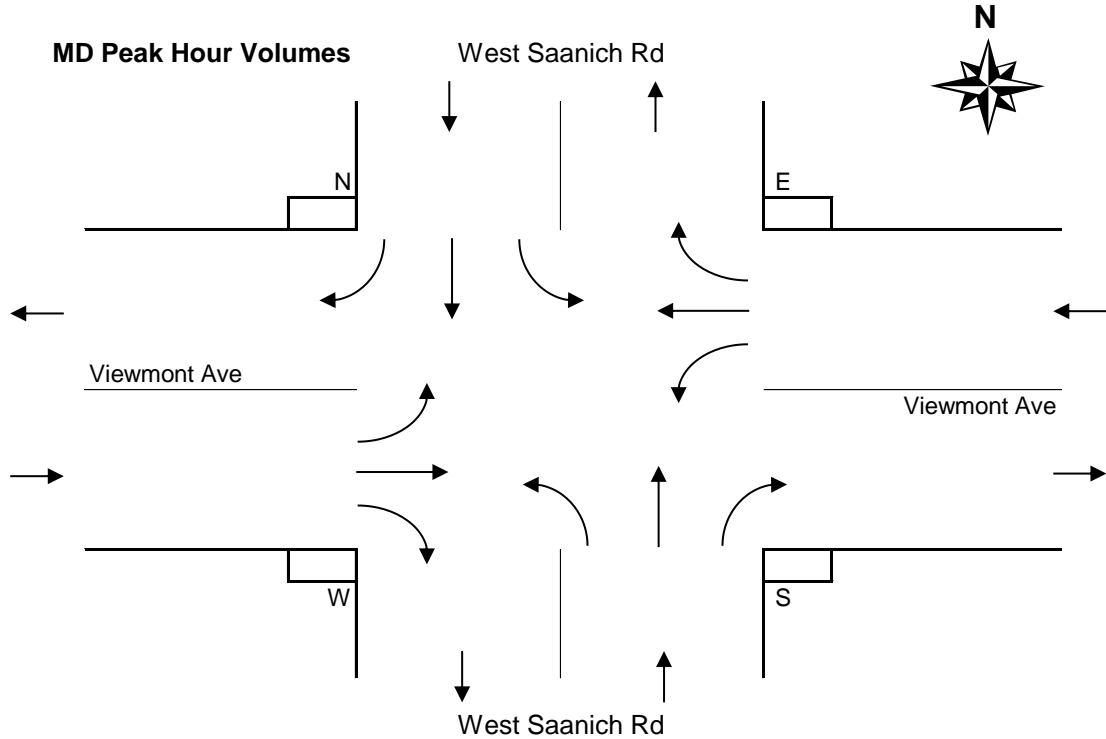
Total																									
Avg Hr																									

Peak hour of the intersection

Pk Hr																									
15x4																									
PHF																									

Peak hour of conflicting volumes for the intersection

Pk Hr																									
15x4																									
PHF																									



Time Period Begins	West Saanich Rd NORTH Approach				West Saanich Rd SOUTH Approach				Viewmont Ave WEST Approach				Viewmont Ave EAST Approach				Total Volume		Ped	Conflict				
	Left	Thru	Right	Total	Left	Thru	Right	Total	Left	Thru	Right	Total	Left	Thru	Right	Total	15-min	Hour		N	S	W	E	15 min
15:30	0	0	0	0	0	0	0	0	1	0	0	1	0	0	0	0	1		0	0	0	0	1	
15:45	0	1	1	2	0	2	0	2	0	0	0	0	0	0	0	0	4	+	0	0	0	0	2	
16:00	0	0	0	0	0	0	0	0	0	0	0	0	0	0	0	0	0	*	0	0	0	0	0	
16:15	0	2	0	2	0	1	0	1	0	0	0	0	0	0	0	0	3	8*	0	0	0	0	2	5
16:30	0	1	0	1	0	1	0	1	0	0	0	0	0	0	0	0	2	9*	0	0	0	0	1	5
16:45	0	0	0	0	0	0	0	0	0	0	0	0	0	0	0	0	0	5	0	0	0	0	0	3
17:00	0	0	0	0	0	1	0	1	1	0	0	1	0	0	0	0	2	7	0	0	0	0	2	5
17:15	0	1	1	2	0	0	1	1	0	0	0	0	0	0	0	0	3	7	0	0	0	0	2	5
17:30	0	0	0	0	0	0	0	0	0	0	0	0	0	0	0	0	0	5	0	0	0	0	0	4
17:45	0	1	0	1	0	1	0	1	0	0	0	0	0	0	0	0	2	7	0	0	0	0	1	5
18:00	0	0	1	1	0	0	0	0	0	0	0	0	0	0	0	0	1	6	0	0	0	0	1	4
18:15	0	0	1	1	0	0	0	0	0	0	0	0	0	0	0	0	1	4	0	0	0	0	1	3
n/a																								
n/a																								
n/a																								
n/a																								
n/a																								
n/a																								
n/a																								
n/a																								
n/a																								

Total	0	6	4	10	0	6	1	7	2	0	0	2	0	0	0	0	19							
Avg Hr	0	2	1	3	0	2	0	2	1	0	0	1	0	0	0	0	6							

	0	0	0	0																				12
	0	0	0	0																				

Peak hour of the intersection

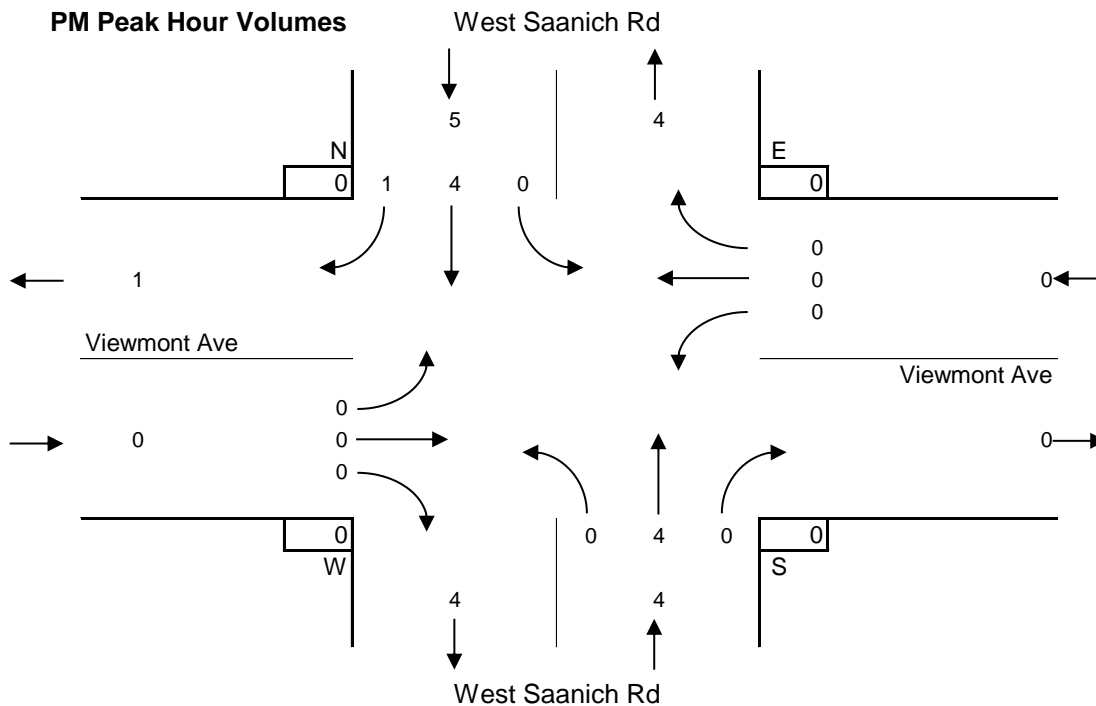
Pk Hr	0	4	1	5	0	4	0	4	0	0	0	0	0	0	0	0	9*							5
15x4	0	8	4	8	0	8	0	8	0	0	0	0	0	0	0	0	16*							12
PHF	n/a	0.50	0.25	0.63	n/a	0.50	n/a	0.50	n/a	n/a	n/a	n/a	n/a	n/a	n/a	n/a	0.56							0.42

	0	0	0	0																				5
	0	0	0	0																				12
	n/a	n/a	n/a	n/a																				0.42

Peak hour of conflicting volumes for the intersection

Pk Hr	0	3	1	4	0	3	0	3	1	0	0	1	0	0	0	0	8*							5
15x4	0	8	4	8	0	8	0	8	4	0	0	4	0	0	0	0	16*							16
PHF	n/a	0.38	0.25	0.50	n/a	0.38	n/a	0.38	0.25	n/a	n/a	0.25	n/a	n/a	n/a	n/a	0.50							0.31

	0	0	0	0																				5
	0	0	0	0																				16
	n/a	n/a	n/a	n/a																				0.31



Entire Survey Period

5 Hours

	West Saanich Rd				West Saanich Rd				Viewmont Ave				Viewmont Ave				Total Volume				
	NORTH Approach				SOUTH Approach				WEST Approach				EAST Approach					N	S	W	E
	Left	Thru	Right	Total	Left	Thru	Right	Total	Left	Thru	Right	Total	Left	Thru	Right	Total					
Total	0	15	4	19	1	9	2	12	2	0	0	2	0	1	0	1	34	0	0	0	0
Avg Hr	0	3	1	4	0	2	0	2	0	0	0	0	0	0	0	0	7	0	0	0	0

AM Peak Period

2 Hours

	West Saanich Rd				West Saanich Rd				Viewmont Ave				Viewmont Ave				Total Volume				
	NORTH Approach				SOUTH Approach				WEST Approach				EAST Approach					N	S	W	E
	Left	Thru	Right	Total	Left	Thru	Right	Total	Left	Thru	Right	Total	Left	Thru	Right	Total					
Totals	0	9	0	9	1	3	1	5	0	0	0	0	0	1	0	1	15	0	0	0	0
Avg Hr	0	5	0	5	1	2	1	3	0	0	0	0	0	1	0	1	8	0	0	0	0

MD Peak Period

Hours

	West Saanich Rd				West Saanich Rd				Viewmont Ave				Viewmont Ave				Total Volume				
	NORTH Approach				SOUTH Approach				WEST Approach				EAST Approach					N	S	W	E
	Left	Thru	Right	Total	Left	Thru	Right	Total	Left	Thru	Right	Total	Left	Thru	Right	Total					
Totals																					
Total																					
Avg Hr																					

PM Peak Period

3 Hours

	West Saanich Rd				West Saanich Rd				Viewmont Ave				Viewmont Ave				Total Volume				
	NORTH Approach				SOUTH Approach				WEST Approach				EAST Approach					N	S	W	E
	Left	Thru	Right	Total	Left	Thru	Right	Total	Left	Thru	Right	Total	Left	Thru	Right	Total					
Totals	0	6	4	10	0	6	1	7	2	0	0	2	0	0	0	0	19	0	0	0	0
Avg Hr	0	2	1	3	0	2	0	2	1	0	0	1	0	0	0	0	6	0	0	0	0

