

# Wallace Drive @ Willis Point Road

Tuesday, October 17, 2017

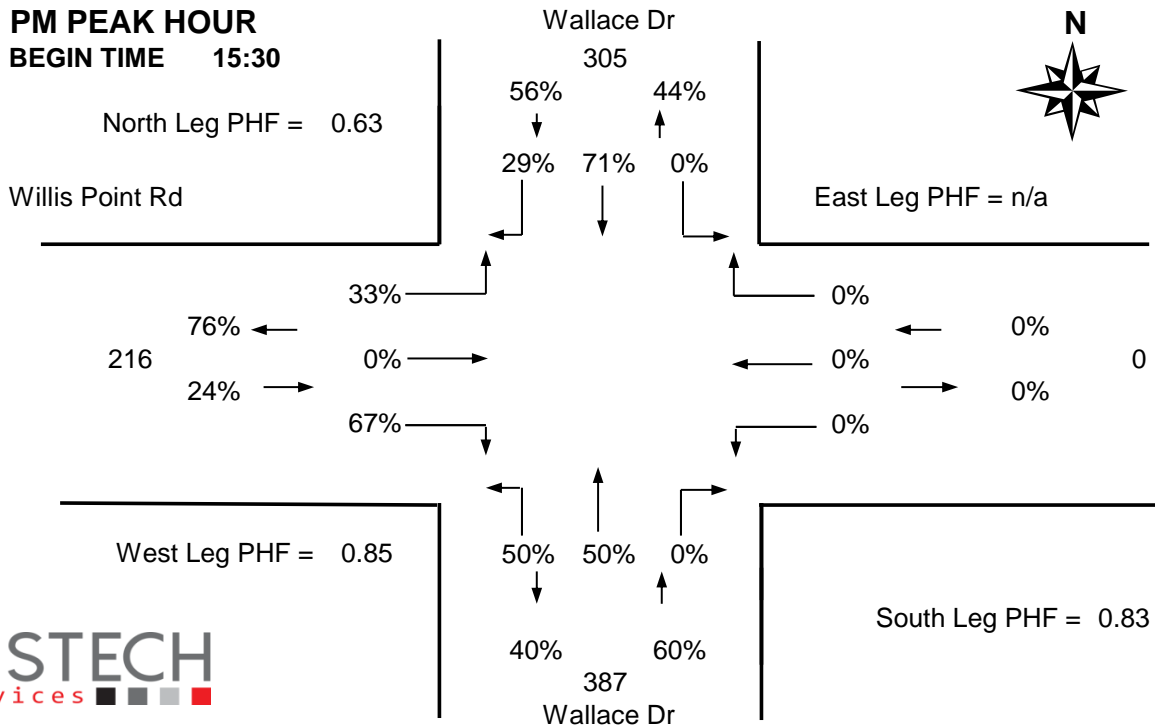
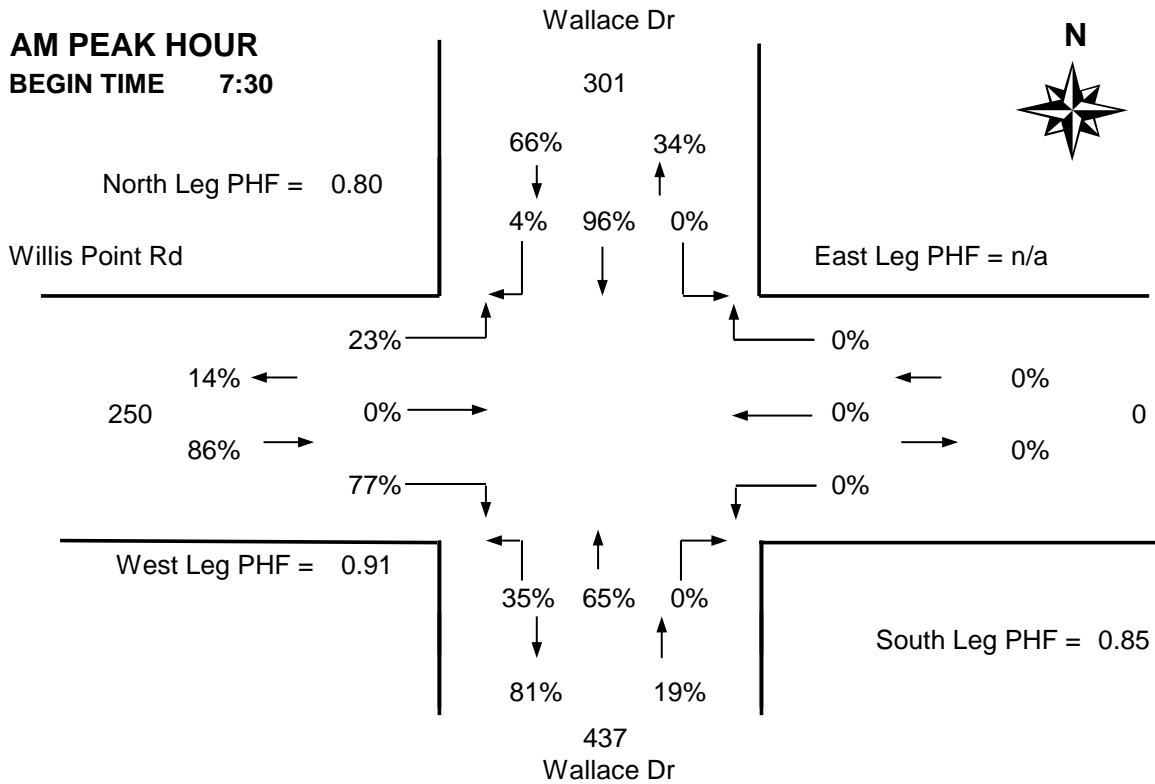


The data presented here is for information purposes only and should not be considered authoritative for construction, geotechnical, engineering, navigational, legal, or other site-specific uses. The information shared is owned by the Transportation Division of the Engineering Department at the District of Saanich. Accuracy is not guaranteed.

# DISTRICT OF SAANICH 2017 TRAFFIC COUNTS

**Major Route:** Wallace Drive  
**Minor Route:** Willis Point Road  
**Date:** Tuesday, October 17, 2017  
**Filename:** Wallace@Willis Point-Oct17-2017.xls

**Station #:** TIN001528  
**Intersection Type:** 3-leg west approach  
**East/West Route:** Willis Point Road  
**Weather:** Rain and wet



# DISTRICT OF SAANICH 2017 TRAFFIC COUNTS

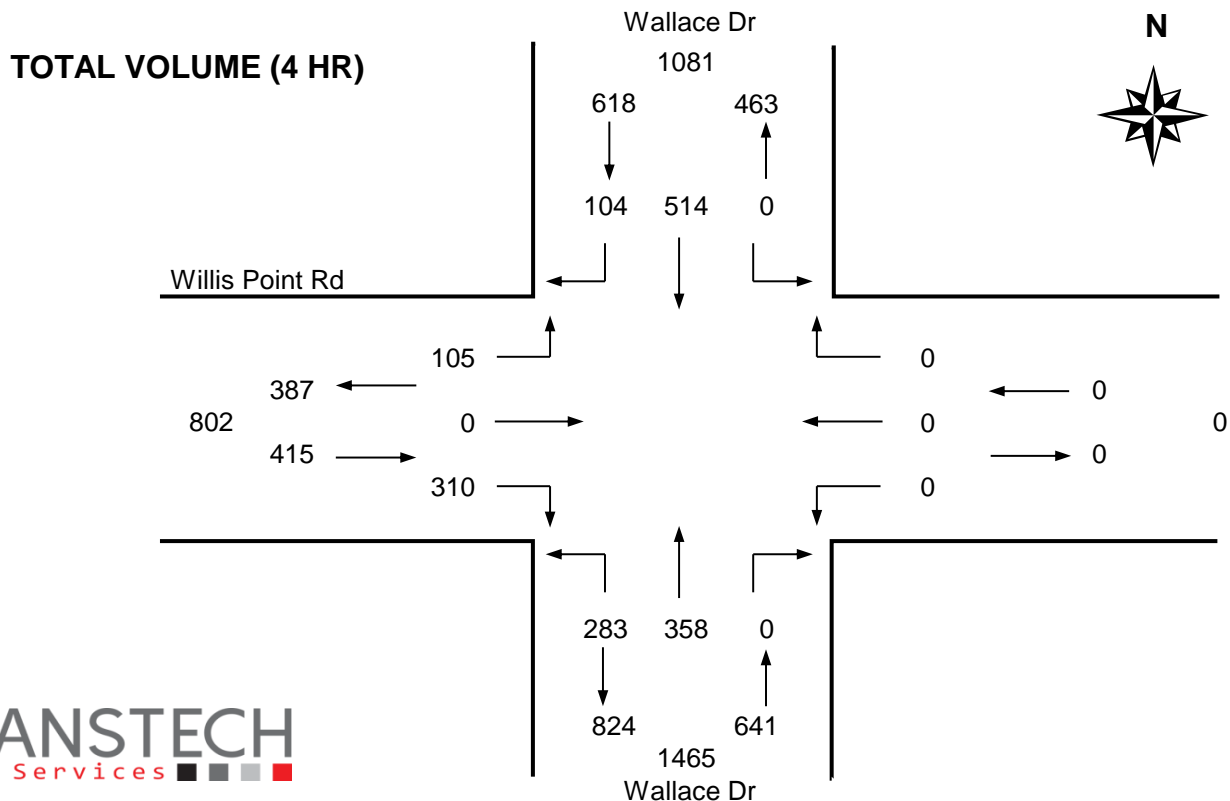
**Major Route:** Wallace Drive  
**Minor Route:** Willis Point Road  
**Date:** Tuesday, October 17, 2017  
**Filename:** Wallace@Willis Point-Oct17-2017.xls

**Station #:** TIN001528  
**Intersection Type:** 3-leg west approach  
**East/West Route:** Willis Point Road  
**Weather:** Rain and wet

**Comments:**

**Vehicle Data**

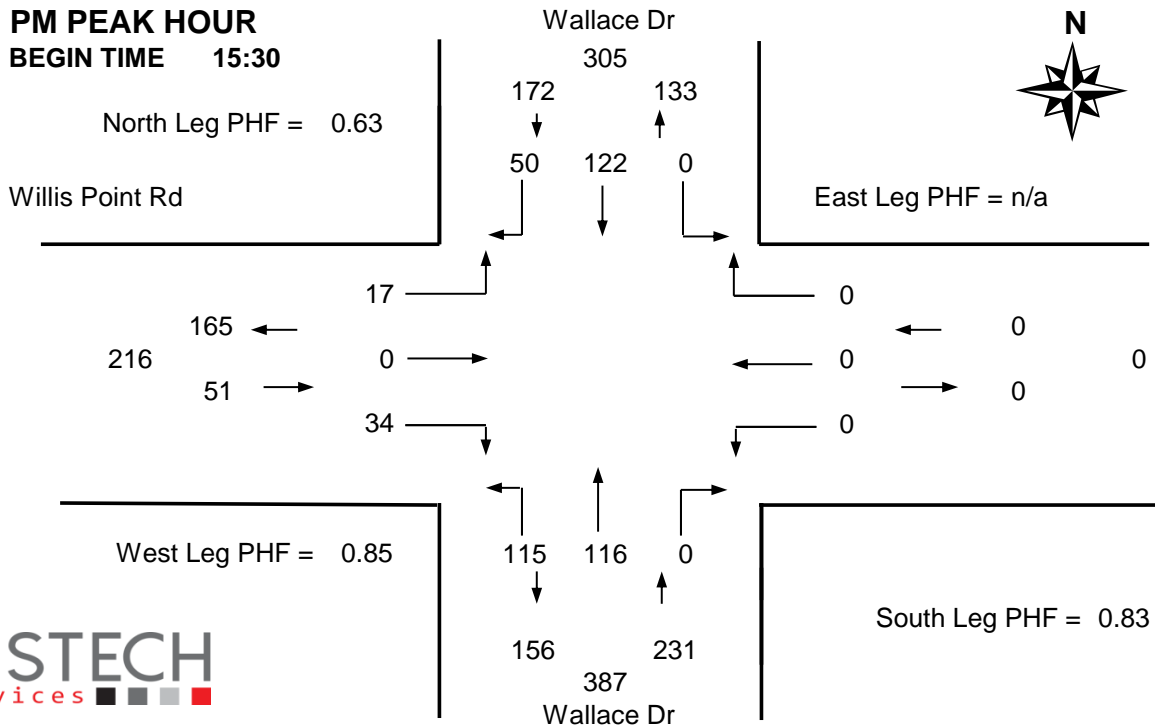
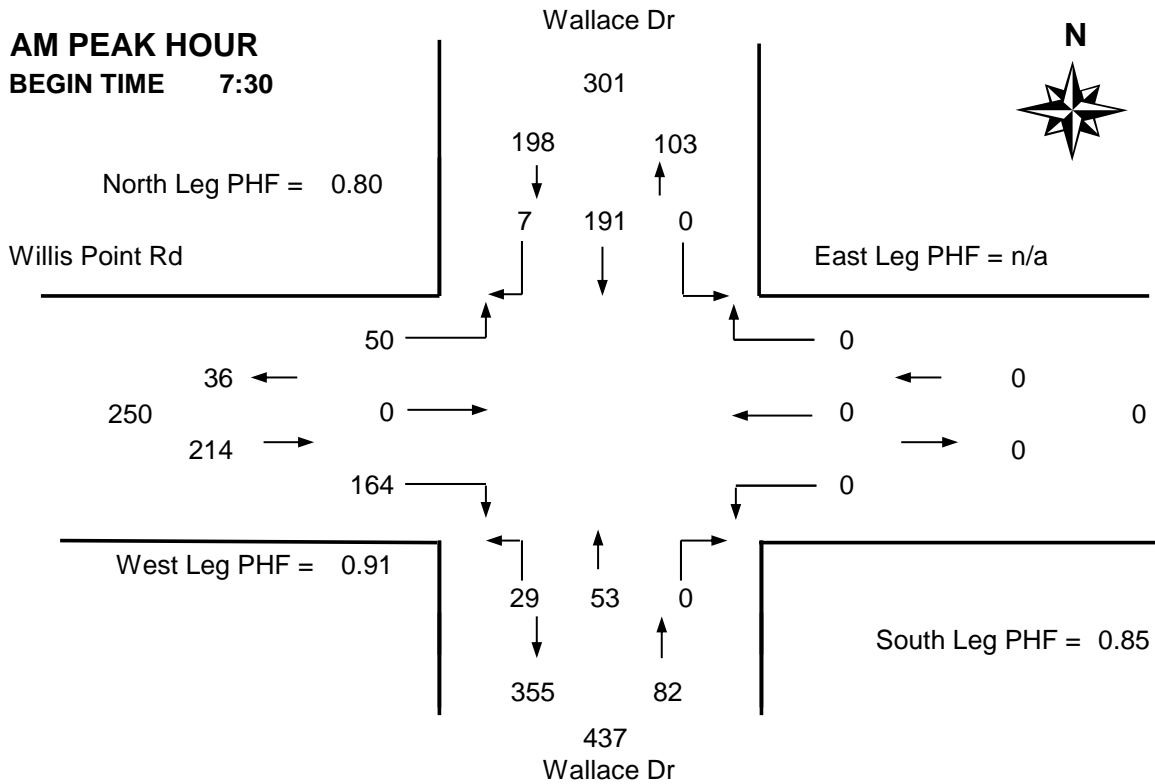
Time Period Starting	Wallace Dr From North			Wallace Dr From South			Willis Point Rd From West			From East			15 Min Total	Hourly Total	Pedestrians			
	Left	Thru	Right	Left	Thru	Right	Left	Thru	Right	Left	Thru	Right			N	S	W	E
	7:30		53	2	8	12		21		36						132 *	-	0
7:45		61	1	11	13		10		48				144 +	-	0	0	0	
8:00		39	2	3	14		10		49				117 *	-	0	0	0	
8:15		38	2	7	14		9		31				101 *	494	0	0	0	
8:30		34	1	5	13		7		25				85	447	0	0	0	
8:45		36	1	10	18		7		22				94	397	0	0	0	
9:00		17	0	11	22		8		19				77	357	0	0	0	
9:15		25	4	5	14		5		11				64	320	0	0	0	
<b>Total</b>	<b>0</b>	<b>303</b>	<b>13</b>	<b>60</b>	<b>120</b>	<b>0</b>	<b>77</b>	<b>0</b>	<b>241</b>	<b>0</b>	<b>0</b>	<b>0</b>	<b>814</b>	-	<b>0</b>	<b>0</b>	<b>0</b>	<b>0</b>
<b>Pk Hr</b>	<b>0</b>	<b>191</b>	<b>7</b>	<b>29</b>	<b>53</b>	<b>0</b>	<b>50</b>	<b>0</b>	<b>164</b>	<b>0</b>	<b>0</b>	<b>0</b>	<b>494 *</b>	-	<b>0</b>	<b>0</b>	<b>0</b>	<b>0</b>
<b>Pk Hr Factor</b>	n/a	0.78	0.88	0.66	0.95	n/a	0.60	n/a	0.84	n/a	n/a	n/a	0.86	* = Peak hour + = Peak 15 minutes				
		<b>0.80</b>		<b>0.85</b>			<b>0.91</b>						<b>n/a</b>					
15:30		56	12	22	21		4		8				123 +	-	0	0	0	
15:45		23	15	29	26		4		11				108 *	-	0	0	0	
16:00		25	12	29	34		4		6				110 *	-	0	0	0	
16:15		18	11	35	35		5		9				113 *	454	0	0	0	
16:30		21	12	24	35		1		16				109	440	0	1	0	
16:45		29	13	27	28		6		8				111	443	0	0	0	
17:00		26	11	33	30		3		6				109	442	0	0	0	
17:15		13	5	24	29		1		5				77	406	0	0	0	
<b>Total</b>	<b>0</b>	<b>211</b>	<b>91</b>	<b>223</b>	<b>238</b>	<b>0</b>	<b>28</b>	<b>0</b>	<b>69</b>	<b>0</b>	<b>0</b>	<b>0</b>	<b>860</b>	-	<b>0</b>	<b>1</b>	<b>0</b>	<b>0</b>
<b>Pk Hr</b>	<b>0</b>	<b>122</b>	<b>50</b>	<b>115</b>	<b>116</b>	<b>0</b>	<b>17</b>	<b>0</b>	<b>34</b>	<b>0</b>	<b>0</b>	<b>0</b>	<b>454 *</b>	-	<b>0</b>	<b>0</b>	<b>0</b>	<b>0</b>
<b>Pk Hr Factor</b>	n/a	0.54	0.83	0.82	0.83	n/a	0.85	n/a	0.77	n/a	n/a	n/a	0.92					
		<b>0.63</b>		<b>0.83</b>			<b>0.85</b>						<b>n/a</b>					



# DISTRICT OF SAANICH 2017 TRAFFIC COUNTS

**Major Route:** Wallace Drive  
**Minor Route:** Willis Point Road  
**Date:** Tuesday, October 17, 2017  
**Filename:** Wallace@Willis Point-Oct17-2017.xls

**Station #:** TIN001528  
**Intersection Type:** 3-leg west approach  
**East/West Route:** Willis Point Road  
**Weather:** Rain and wet



# DISTRICT OF SAANICH 2017 TRAFFIC COUNTS

**Major Route:** Wallace Drive  
**Minor Route:** Willis Point Road  
**Date:** Tuesday, October 17, 2017  
**Filename:** Wallace@Willis Point-Oct17-2017.xls

**Station #:** TIN001528  
**Intersection Type:** 3-leg west approach  
**East/West Route:** Willis Point Road  
**Weather:** Rain and wet

**Comments:**

### Bicycle Data

Time Period Starting	Wallace Dr			Wallace Dr			Willis Point Rd			From East			15 Min Total	Hourly Total
	From North			From South			From West			From East				
	Left	Thru	Right	Left	Thru	Right	Left	Thru	Right	Left	Thru	Right		
7:30		0	0	0	0		1		0				1	-
7:45		2	0	0	0		0		0				2 +	-
8:00		0	0	0	0		0		0				0 *	-
8:15		0	0	0	0		0		0				0 *	3
8:30		2	0	0	0		0		0				2 *	4
8:45		0	0	0	0		0		0				0	2
9:00		0	0	0	0		0		0				0	2
9:15		0	0	0	0		0		0				0	2
<b>Total</b>	<b>0</b>	<b>4</b>	<b>0</b>	<b>0</b>	<b>0</b>	<b>0</b>	<b>1</b>	<b>0</b>	<b>0</b>	<b>0</b>	<b>0</b>	<b>0</b>	<b>5</b>	<b>-</b>
<b>Pk Hr</b>	<b>0</b>	<b>4</b>	<b>0</b>	<b>0</b>	<b>0</b>	<b>0</b>	<b>0</b>	<b>0</b>	<b>0</b>	<b>0</b>	<b>0</b>	<b>0</b>	<b>4 *</b>	<b>-</b>
<b>15x4</b>	<b>0</b>	<b>8</b>	<b>0</b>	<b>0</b>	<b>0</b>	<b>0</b>	<b>0</b>	<b>0</b>	<b>0</b>	<b>0</b>	<b>0</b>	<b>0</b>	<b>8 +</b>	<b>-</b>

15:30		1	0	0	0		0		0				1	-
15:45		0	1	0	0		0		0				1	-
16:00		0	0	0	1		0		0				1	-
16:15		0	0	0	0		0		0				0 *	3
16:30		1	0	0	1		0		0				2 +	4
16:45		0	0	0	1		0		0				1 *	4
17:00		1	1	0	0		0		0				2 *	5
17:15		0	0	0	0		0		0				0	5
<b>Total</b>	<b>0</b>	<b>3</b>	<b>2</b>	<b>0</b>	<b>3</b>	<b>0</b>	<b>0</b>	<b>0</b>	<b>0</b>	<b>0</b>	<b>0</b>	<b>0</b>	<b>8</b>	<b>-</b>
<b>Pk Hr</b>	<b>0</b>	<b>2</b>	<b>1</b>	<b>0</b>	<b>2</b>	<b>0</b>	<b>0</b>	<b>0</b>	<b>0</b>	<b>0</b>	<b>0</b>	<b>0</b>	<b>5 *</b>	<b>-</b>
<b>15x4</b>	<b>0</b>	<b>4</b>	<b>4</b>	<b>0</b>	<b>4</b>	<b>0</b>	<b>0</b>	<b>0</b>	<b>0</b>	<b>0</b>	<b>0</b>	<b>0</b>	<b>8 +</b>	<b>-</b>

4 Hr	0	7	2	0	3	0	1	0	0	0	0	0	13	26
------	---	---	---	---	---	---	---	---	---	---	---	---	----	----

### PEAK HOUR SUMMARY

