

Viewmont Avenue @ Greenlea Drive

Wednesday, March 07, 2018

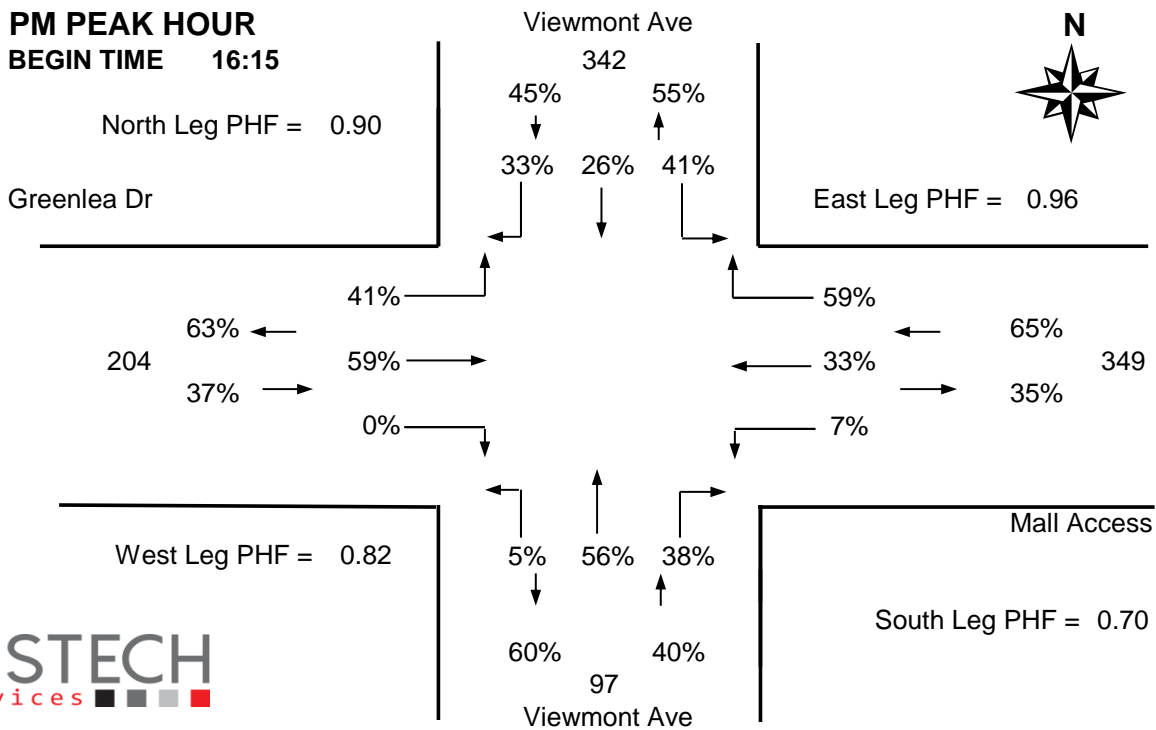
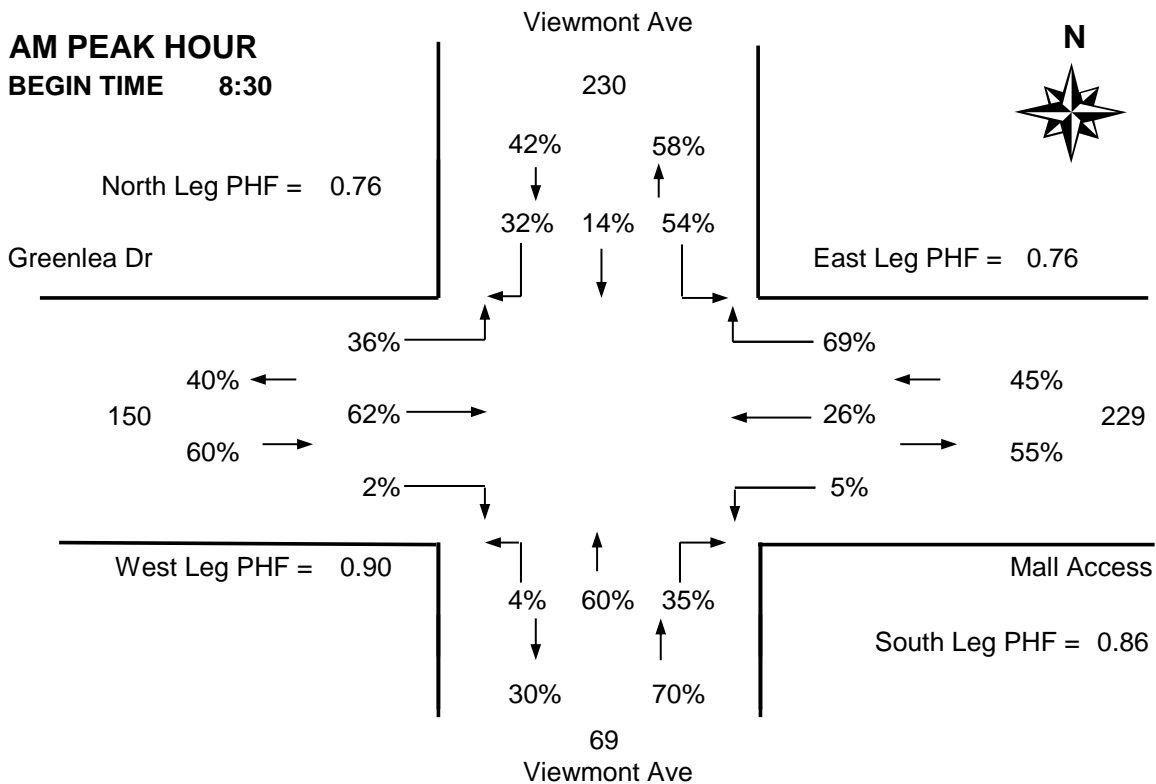


The data presented here is for information purposes only and should not be considered authoritative for construction, geotechnical, engineering, navigational, legal, or other site-specific uses. The information shared is owned by the Transportation Division of the Engineering Department at the District of Saanich. Accuracy is not guaranteed.

DISTRICT OF SAANICH 2018 TRAFFIC COUNTS

Major Route: Viewmont Avenue
Minor Route: Greenlea Drive
Date: Wednesday, March 7, 2018
Filename: Viewmont@Greenlea-Mar7-2018.xls

Station #: TIN001401
Intersection Type: 4-leg
East/West Route: Greenlea Drive
Weather: Cloudy and damp



DISTRICT OF SAANICH 2018 TRAFFIC COUNTS

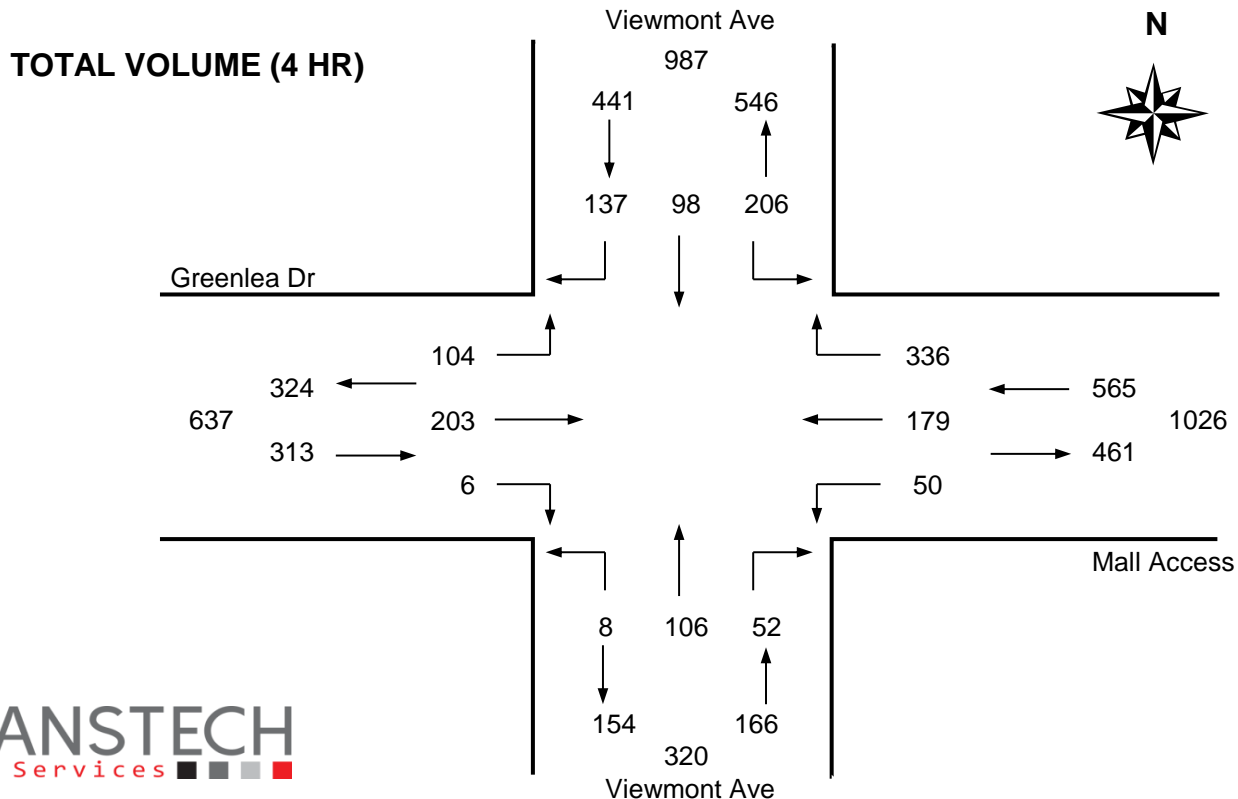
Major Route: Viewmont Avenue
Minor Route: Greenlea Drive
Date: Wednesday, March 7, 2018
Filename: Viewmont@Greenlea-Mar7-2018.xls

Station #: TIN001401
Intersection Type: 4-leg
East/West Route: Greenlea Drive
Weather: Cloudy and damp

Comments:

Vehicle Data

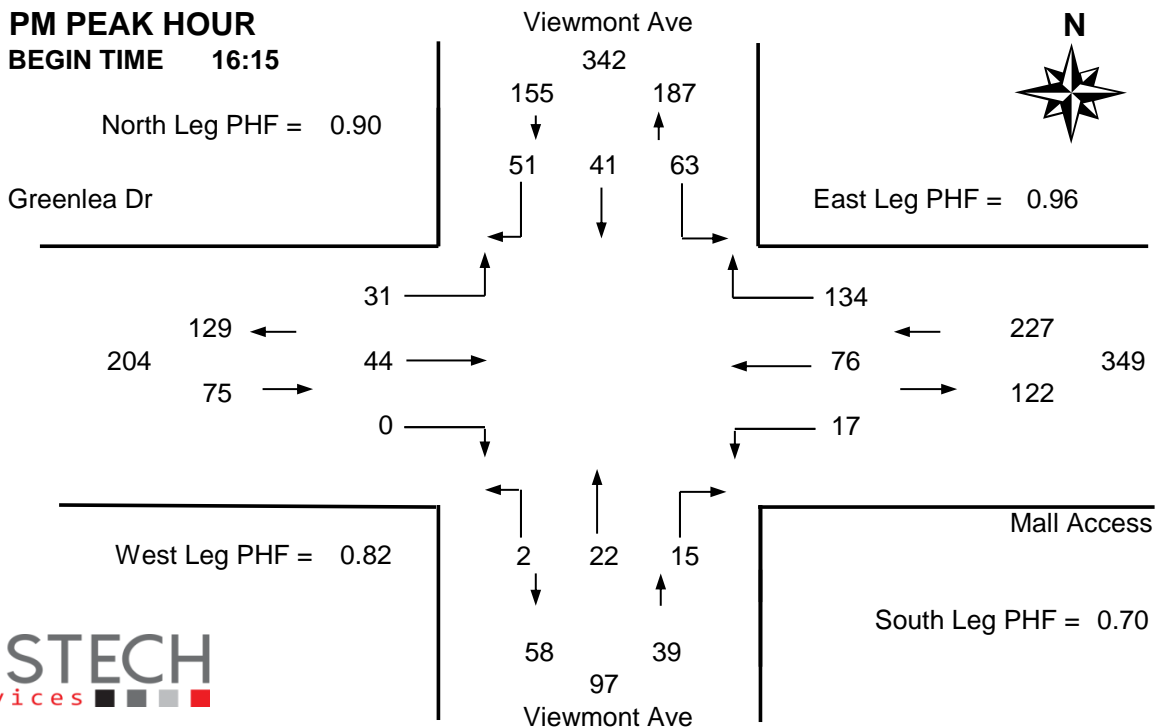
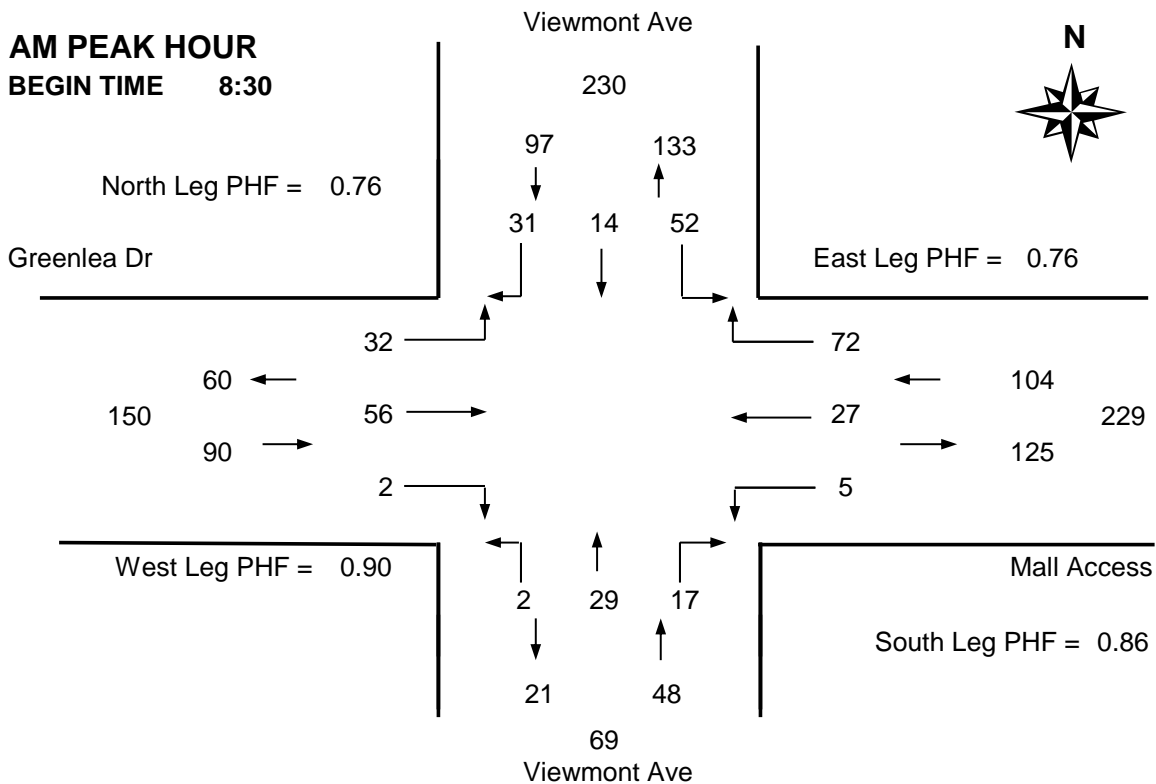
Time Period Starting	Viewmont Ave From North			Viewmont Ave From South			Greenlea Dr From West			Mall Access From East			15 Min Total	Hourly Total	Pedestrians				
	Left	Thru	Right	Left	Thru	Right	Left	Thru	Right	Left	Thru	Right			N	S	W	E	
	7:30	6	4	1	0	9	2	5	9	0	0	3			5	44	-	2	1
7:45	7	1	3	0	12	1	1	14	0	1	5	6	51	-	2	0	3	6	
8:00	7	5	3	2	10	4	3	10	1	4	3	5	57	-	0	1	4	0	
8:15	9	4	9	1	12	5	9	14	2	5	1	8	79	231	5	1	9	1	
8:30	6	4	7	0	11	3	10	8	1	1	6	14	71 *	258	6	1	5	1	
8:45	16	3	13	1	7	4	8	15	1	1	8	19	96 +	303	2	0	3	5	
9:00	15	5	8	0	8	5	10	15	0	0	5	16	87 *	333	2	0	0	2	
9:15	15	2	3	1	3	5	4	18	0	3	8	23	85 *	339	4	1	0	1	
Total	81	28	47	5	72	29	50	103	5	15	39	96	570	-	23	5	24	17	
Pk Hr	52	14	31	2	29	17	32	56	2	5	27	72	339 *	-	14	2	8	9	
Pk Hr Factor	0.81	0.70	0.60	0.50	0.66	0.85	0.80	0.78	0.50	0.42	0.84	0.78	0.88	* = Peak hour + = Peak 15 minutes					
	0.76			0.86			0.90			0.76									
15:30	19	8	8	0	3	2	9	10	1	2	15	29	106	-	6	0	4	1	
15:45	12	5	11	1	4	2	5	11	0	8	17	25	101	-	6	0	3	3	
16:00	12	5	5	0	1	2	3	22	0	5	18	35	108	-	11	0	7	5	
16:15	17	8	14	1	2	2	6	12	0	2	15	36	115 *	430	10	0	3	0	
16:30	15	14	14	0	9	5	9	8	0	2	22	35	133 +	457	10	0	4	0	
16:45	18	7	14	1	5	6	11	12	0	9	14	34	131 *	487	16	0	0	2	
17:00	13	12	9	0	6	2	5	12	0	4	25	29	117 *	496	3	0	2	3	
17:15	19	11	15	0	4	2	6	13	0	3	14	17	104	485	3	0	0	1	
Total	125	70	90	3	34	23	54	100	1	35	140	240	915	-	65	0	23	15	
Pk Hr	63	41	51	2	22	15	31	44	0	17	76	134	496 *	-	39	0	9	5	
Pk Hr Factor	0.88	0.73	0.91	0.50	0.61	0.63	0.70	0.92	n/a	0.47	0.76	0.93	0.93						
	0.90			0.70			0.82			0.96									



DISTRICT OF SAANICH 2018 TRAFFIC COUNTS

Major Route: Viewmont Avenue
Minor Route: Greenlea Drive
Date: Wednesday, March 7, 2018
Filename: Viewmont@Greenlea-Mar7-2018.xls

Station #: TIN001401
Intersection Type: 4-leg
East/West Route: Greenlea Drive
Weather: Cloudy and damp



DISTRICT OF SAANICH 2018 TRAFFIC COUNTS

Major Route: Viewmont Avenue
Minor Route: Greenlea Drive
Date: Wednesday, March 7, 2018
Filename: Viewmont@Greenlea-Mar7-2018.xls

Station #: TIN001401
Intersection Type: 4-leg
East/West Route: Greenlea Drive
Weather: Cloudy and damp

Comments:

Bicycle Data

Time Period Starting	Viewmont Ave			Viewmont Ave			Greenlea Dr			Mall Access			15 Min Total	Hourly Total
	From North			From South			From West			From East				
	Left	Thru	Right	Left	Thru	Right	Left	Thru	Right	Left	Thru	Right		
7:30	0	0	0	0	0	0	0	0	0	0	0	0	0 *	-
7:45	0	0	0	0	0	0	0	0	0	0	0	0	0 *	-
8:00	0	0	0	0	0	0	0	0	0	0	0	0	0 *	-
8:15	0	1	0	0	3	1	0	0	0	0	0	0	5 +	5
8:30	0	0	0	0	0	0	0	0	0	0	0	0	0	5
8:45	0	0	0	0	0	0	0	0	0	0	0	0	0	5
9:00	0	0	0	0	0	0	0	0	0	0	0	0	0	5
9:15	0	0	0	0	0	0	0	0	0	0	0	0	0	0
Total	0	1	0	0	3	1	0	0	0	0	0	0	5	-
Pk Hr	0	1	0	0	3	1	0	0	0	0	0	0	5 *	-
15x4	0	4	0	0	12	4	0	0	0	0	0	0	20 +	-

15:30	0	0	0	0	0	0	0	0	0	0	0	0	0	-
15:45	0	0	0	0	0	1	0	0	0	0	0	0	1 *	-
16:00	0	0	0	0	0	0	0	0	0	0	0	0	0 *	-
16:15	0	0	0	0	0	0	0	0	0	0	0	0	0 *	1
16:30	0	1	0	0	0	1	0	0	0	0	0	0	2 +	3
16:45	0	0	0	0	0	0	0	0	0	0	0	0	0	2
17:00	0	0	0	0	0	1	0	0	0	0	0	0	1	3
17:15	0	0	0	0	0	0	0	0	0	0	0	0	0	3
Total	0	1	0	0	0	3	0	0	0	0	0	0	4	-
Pk Hr	0	1	0	0	0	2	0	0	0	0	0	0	3 *	-
15x4	0	4	0	0	0	4	0	0	0	0	0	0	8 +	-

4 Hr	0	2	0	0	3	4	0	0	0	0	0	0	9	18
------	---	---	---	---	---	---	---	---	---	---	---	---	---	----

PEAK HOUR SUMMARY

