

Vernon Avenue @ Ravine Way

Wednesday, September 26, 2018

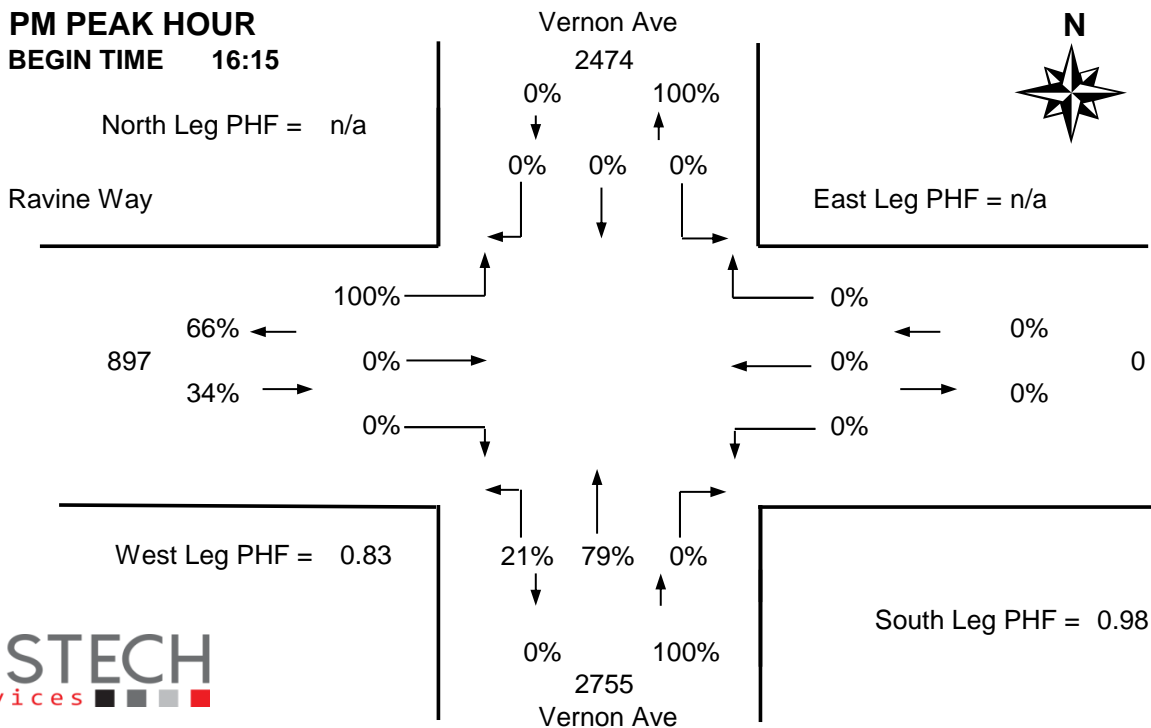
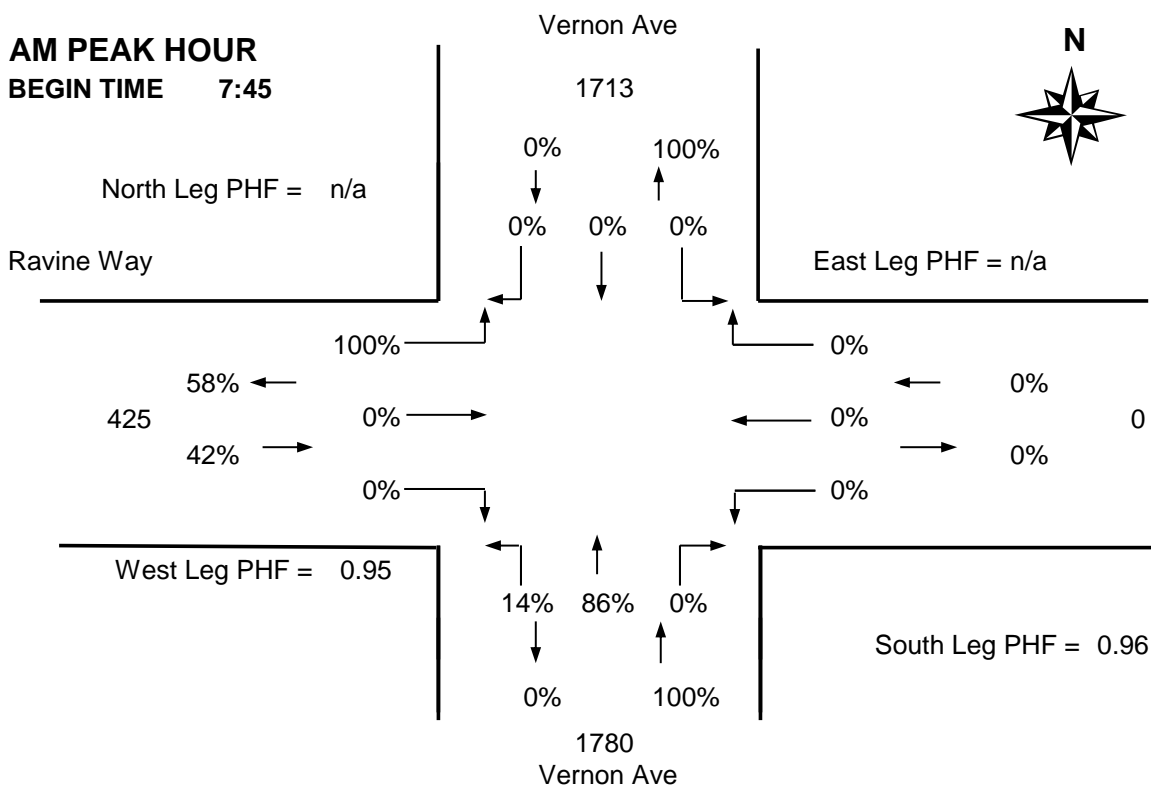


The data presented here is for information purposes only and should not be considered authoritative for construction, geotechnical, engineering, navigational, legal, or other site-specific uses. The information shared is owned by the Transportation Division of the Engineering Department at the District of Saanich. Accuracy is not guaranteed.

DISTRICT OF SAANICH 2018 TRAFFIC COUNTS

Major Route: Vernon Avenue
Minor Route: Ravine Way
Date: Wednesday, September 26, 2018
Filename: Vernon@Ravine-Sep26-2018.xls

Station #: TIN001142
Intersection Type: 3-leg west approach
East/West Route: Ravine Way
Weather: Clear and dry



DISTRICT OF SAANICH 2018 TRAFFIC COUNTS

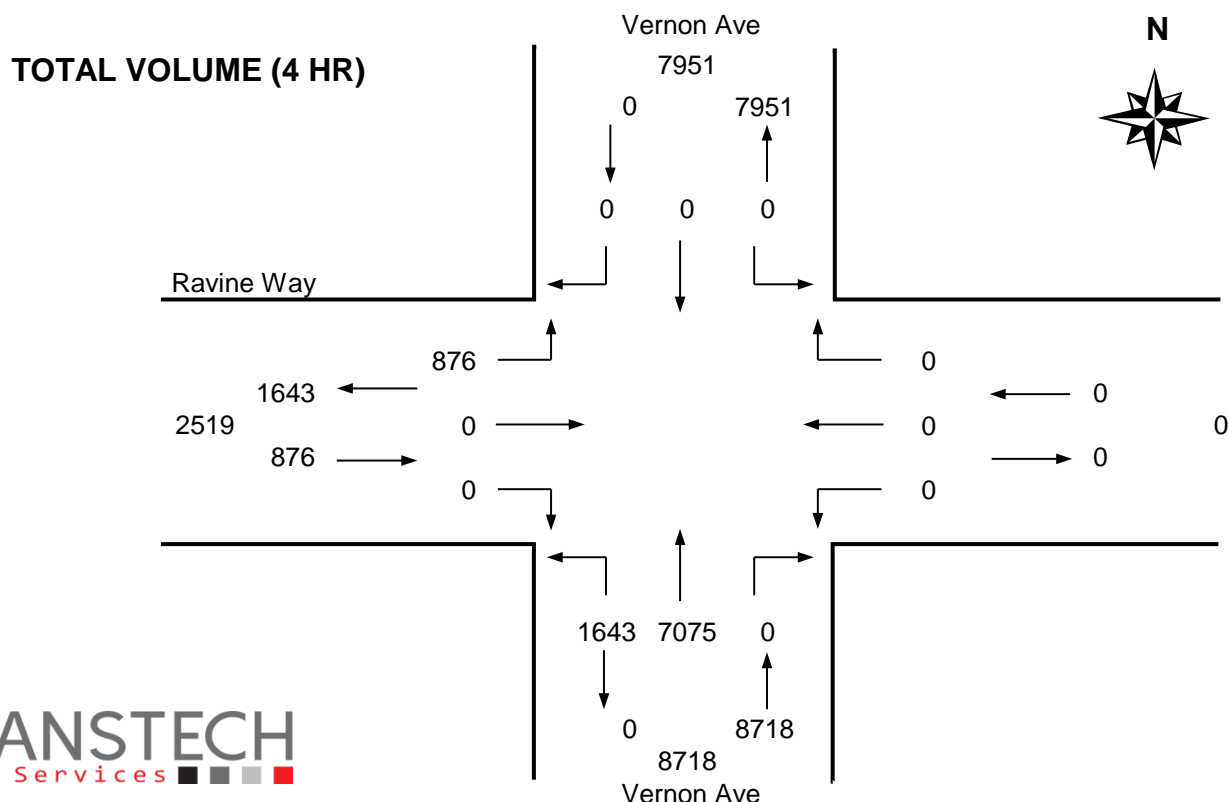
Major Route: Vernon Avenue
Minor Route: Ravine Way
Date: Wednesday, September 26, 2018
Filename: Vernon@Ravine-Sep26-2018.xls

Station #: TIN001142
Intersection Type: 3-leg west approach
East/West Route: Ravine Way
Weather: Clear and dry

Comments: Count ID-2018157

Vehicle Data

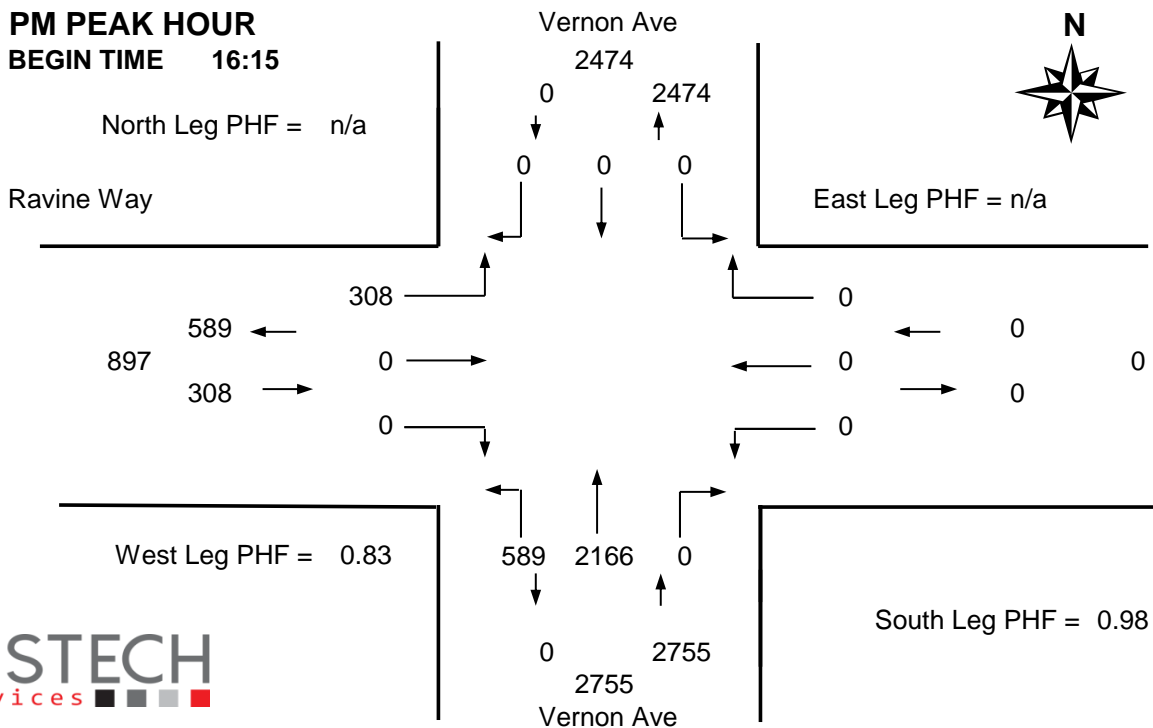
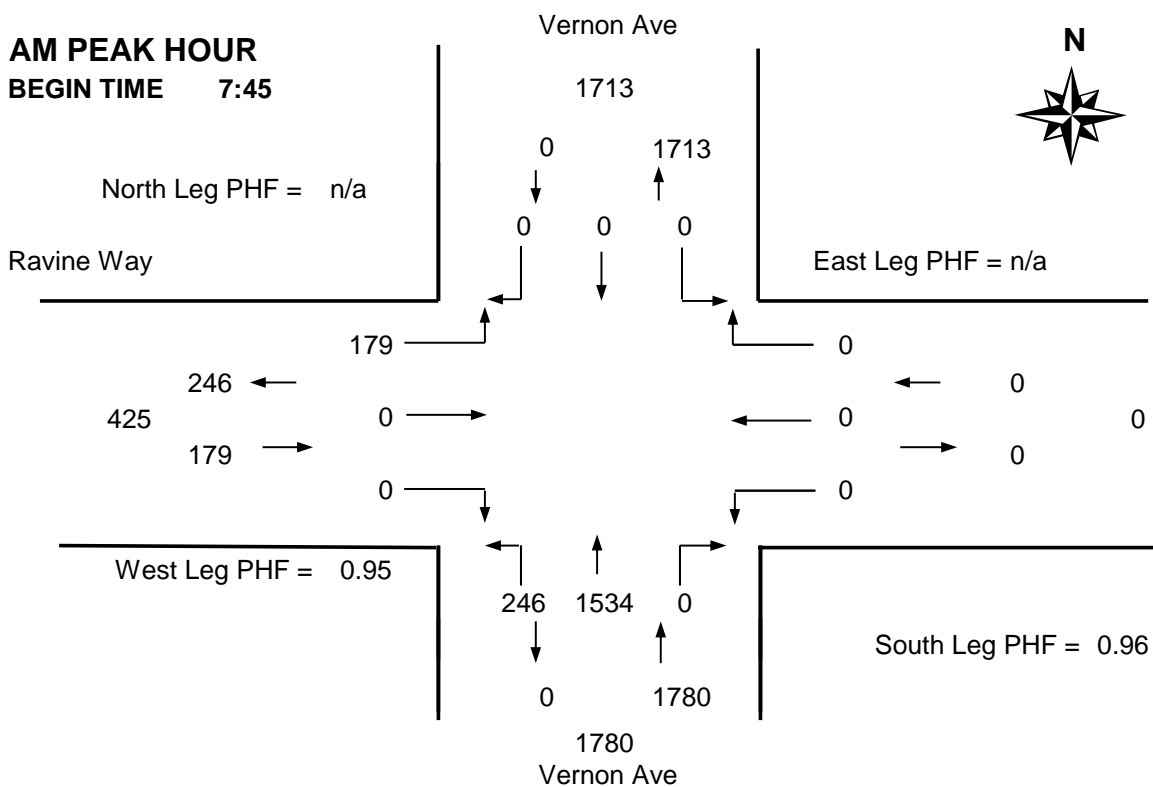
Time Period Starting	Vernon Ave From North			Vernon Ave From South			Ravine Way From West			Ravine Way From East			15 Min Total	Hourly Total	Pedestrians			
	Left	Thru	Right	Left	Thru	Right	Left	Thru	Right	Left	Thru	Right			N	S	W	E
	7:30		0	0	39	364		30		0						433	-	0
7:45		0	0	63	395		47		0				505 *	-	0	3	1	
8:00		0	0	63	354		44		0				461 *	-	0	5	0	
8:15		0	0	57	408		46		0				511 +	1910	0	10	3	
8:30		0	0	63	377		42		0				482 *	1959	0	1	5	
8:45		0	0	89	351		40		0				480	1934	0	4	4	
9:00		0	0	69	312		31		0				412	1885	0	3	4	
9:15		0	0	58	288		33		0				379	1753	0	3	1	
Total	0	0	0	501	2849	0	313	0	0	0	0	0	3663	-	0	35	18	0
Pk Hr	0	0	0	246	1534	0	179	0	0	0	0	0	1959 *	-	0	19	9	0
Pk Hr Factor	n/a	n/a	n/a	0.98	0.94	n/a	0.95	n/a	n/a	n/a	n/a	n/a	0.96	* = Peak hour + = Peak 15 minutes				
	n/a			0.96			0.95			n/a								
15:30		0	0	136	488		58		0				682	-	0	7	7	
15:45		0	0	145	502		55		0				702	-	0	11	4	
16:00		0	0	147	524		75		0				746	-	0	5	3	
16:15		0	0	161	510		83		0				754 *	2884	0	6	5	
16:30		0	0	156	546		67		0				769 *	2971	0	8	2	
16:45		0	0	137	554		93		0				784 +	3053	0	8	1	
17:00		0	0	135	556		65		0				756 *	3063	0	9	3	
17:15		0	0	125	546		67		0				738	3047	0	13	1	
Total	0	0	0	1142	4226	0	563	0	0	0	0	0	5931	-	0	67	26	0
Pk Hr	0	0	0	589	2166	0	308	0	0	0	0	0	3063 *	-	0	31	11	0
Pk Hr Factor	n/a	n/a	n/a	0.91	0.97	n/a	0.83	n/a	n/a	n/a	n/a	n/a	0.98					
	n/a			0.98			0.83			n/a								



DISTRICT OF SAANICH 2018 TRAFFIC COUNTS

Major Route: Vernon Avenue
Minor Route: Ravine Way
Date: Wednesday, September 26, 2018
Filename: Vernon@Ravine-Sep26-2018.xls

Station #: TIN001142
Intersection Type: 3-leg west approach
East/West Route: Ravine Way
Weather: Clear and dry



DISTRICT OF SAANICH 2018 TRAFFIC COUNTS

Major Route: Vernon Avenue
Minor Route: Ravine Way
Date: Wednesday, September 26, 2018
Filename: Vernon@Ravine-Sep26-2018.xls

Station #: TIN001142
Intersection Type: 3-leg west approach
East/West Route: Ravine Way
Weather: Clear and dry

Comments: Count ID-2018157

Bicycle Data

Time Period Starting	Vernon Ave From North			Vernon Ave From South			Ravine Way From West			From East			15 Min Total	Hourly Total
	Left	Thru	Right	Left	Thru	Right	Left	Thru	Right	Left	Thru	Right		
	7:30		0	0	1	3		0		0				
7:45		0	0	1	4		0		0				5 +	-
8:00		0	0	0	2		0		0				2 *	-
8:15		0	0	0	1		0		0				1 *	12
8:30		0	0	2	0		0		0				2	10
8:45		0	0	1	0		0		0				1	6
9:00		0	0	0	0		0		0				0	4
9:15		0	0	1	0		0		0				1	4
Total	0	0	0	6	10	0	0	0	0	0	0	0	16	-
Pk Hr	0	0	0	2	10	0	0	0	0	0	0	0	12 *	-
15x4	0	0	0	4	16	0	0	0	0	0	0	0	20 +	-

15:30		0	0	0	1		2		0				3	-
15:45		0	0	0	2		0		0				2	-
16:00		0	0	0	0		0		0				0	-
16:15		0	0	0	4		0		0				4	9
16:30		0	0	1	6		1		0				8 *	14
16:45		0	0	1	8		0		0				9 +	21
17:00		0	0	1	3		0		0				4 *	25
17:15		0	0	1	3		1		0				5 *	26
Total	0	0	0	4	27	0	4	0	0	0	0	0	35	-
Pk Hr	0	0	0	4	20	0	2	0	0	0	0	0	26 *	-
15x4	0	0	0	4	32	0	4	0	0	0	0	0	36 +	-

4 Hr	0	0	0	10	37	0	4	0	0	0	0	0	51	102
-------------	----------	----------	----------	-----------	-----------	----------	----------	----------	----------	----------	----------	----------	-----------	------------

PEAK HOUR SUMMARY

