

Tillicum Road @ Maddock Avenue

Wednesday, February 22, 2017

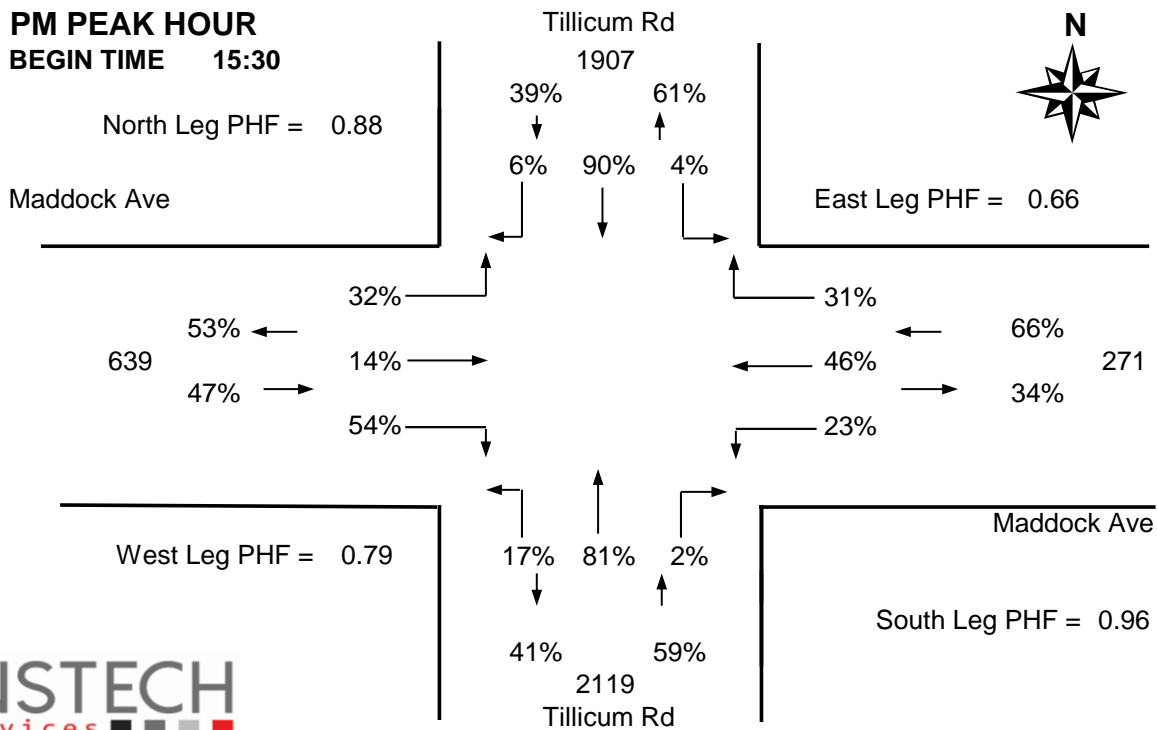
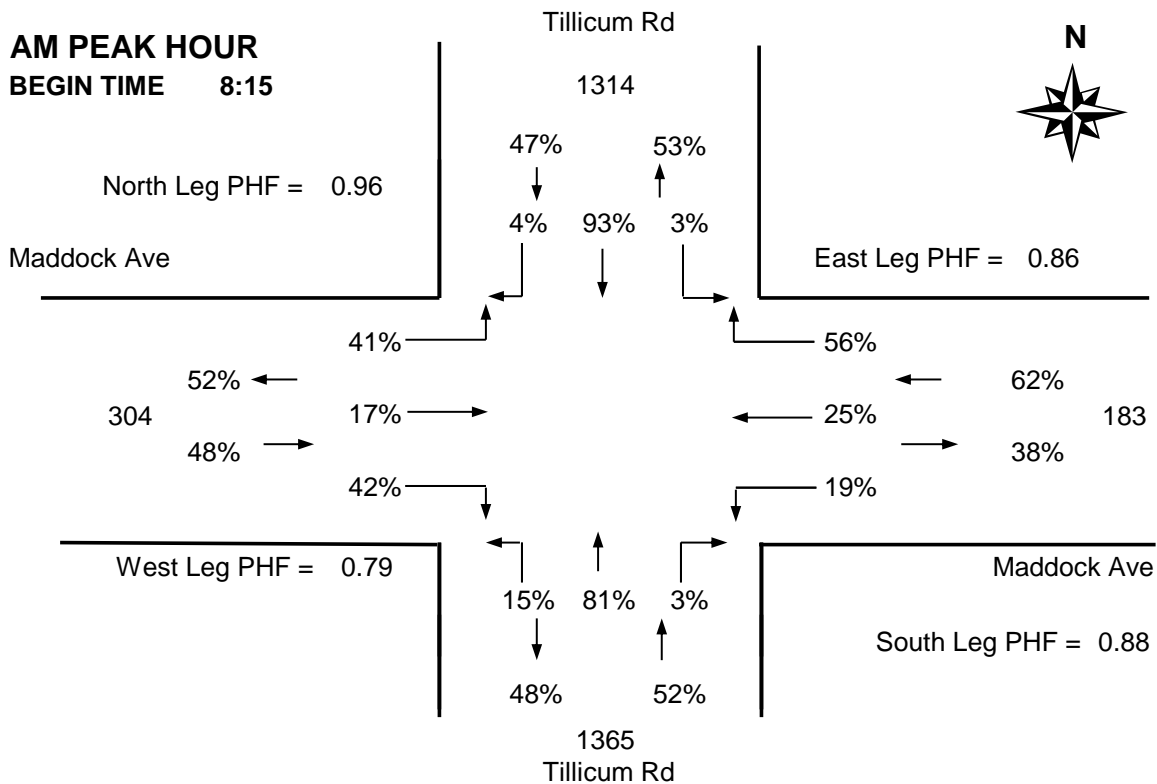


The data presented here is for information purposes only and should not be considered authoritative for construction, geotechnical, engineering, navigational, legal, or other site-specific uses. The information shared is owned by the Transportation Division of the Engineering Department at the District of Saanich. Accuracy is not guaranteed.

DISTRICT OF SAANICH 2017 TRAFFIC COUNTS

Major Route: Tillicum Road
Minor Route: Maddock Avenue
Date: Wednesday, February 22, 2017
Filename: Tillicum@Maddock-Feb22-2017.xls

Station #: TIN001048
Intersection Type: 4-leg
East/West Route: Maddock Avenue
Weather: Clear and dry



DISTRICT OF SAANICH 2017 TRAFFIC COUNTS

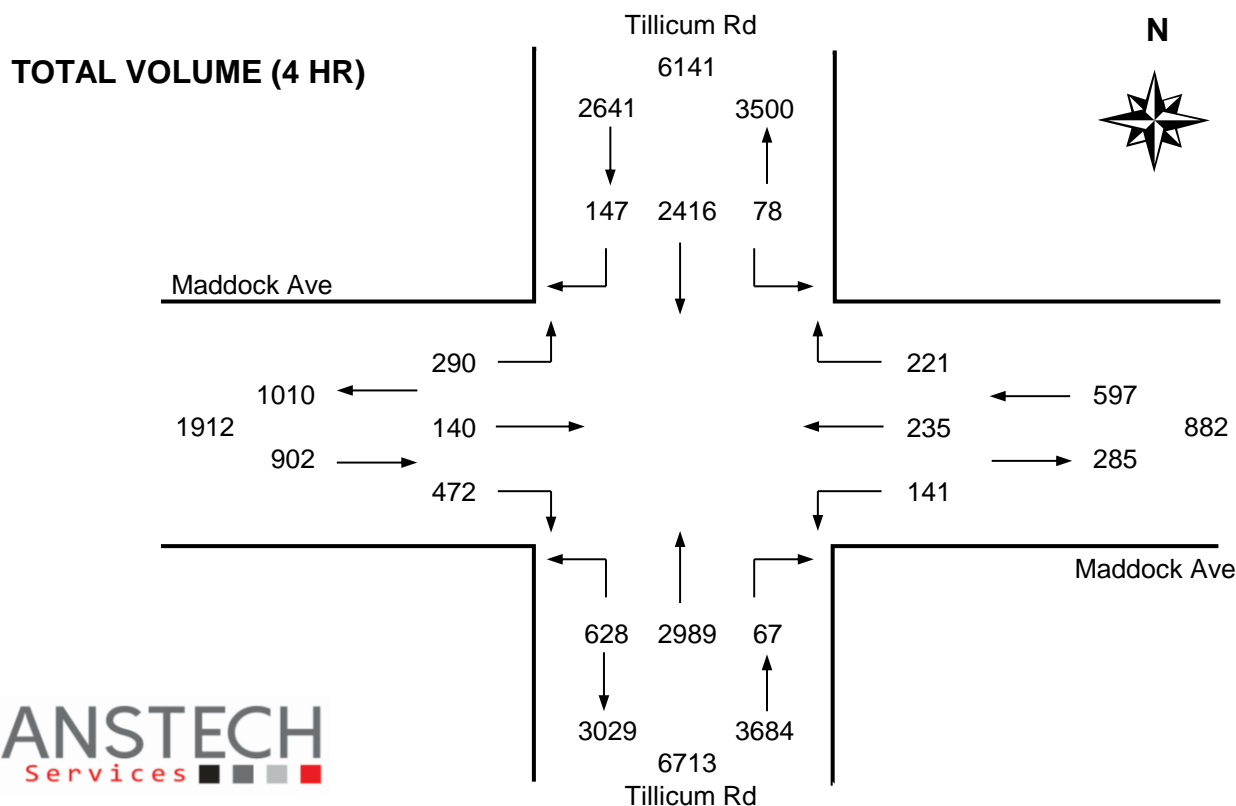
Major Route: Tillicum Road
Minor Route: Maddock Avenue
Date: Wednesday, February 22, 2017
Filename: Tillicum@Maddock-Feb22-2017.xls

Station #: TIN001048
Intersection Type: 4-leg
East/West Route: Maddock Avenue
Weather: Clear and dry

Comments:

Vehicle Data

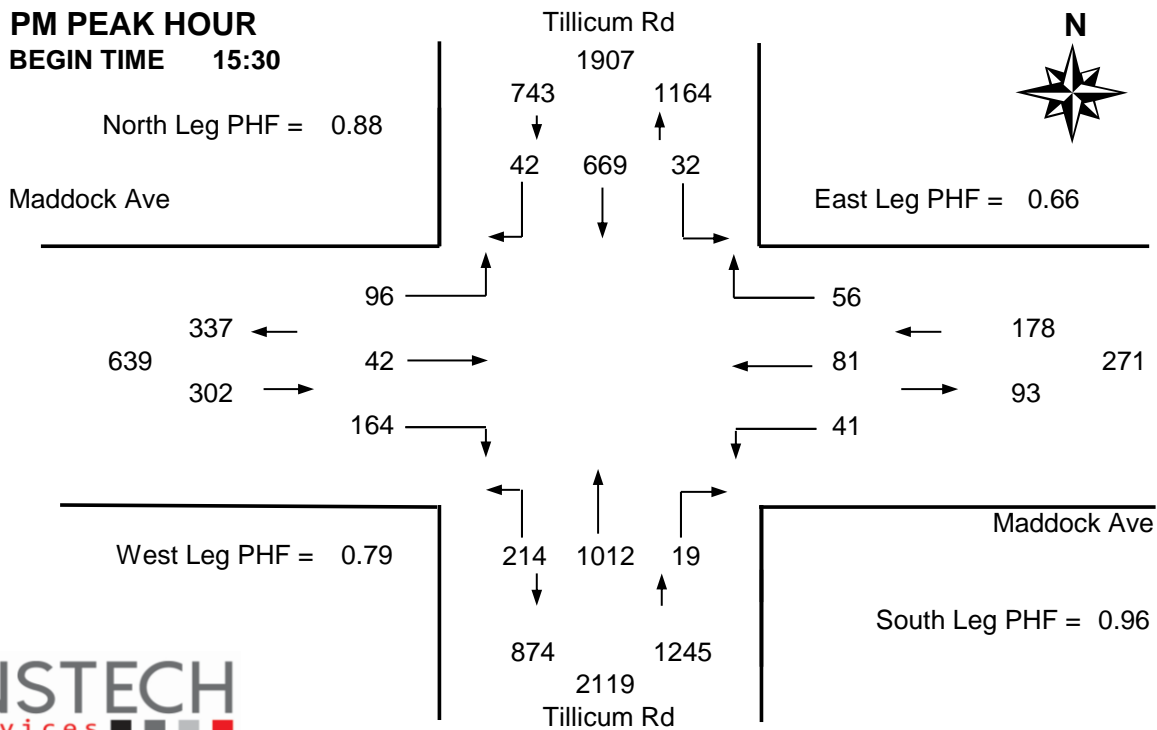
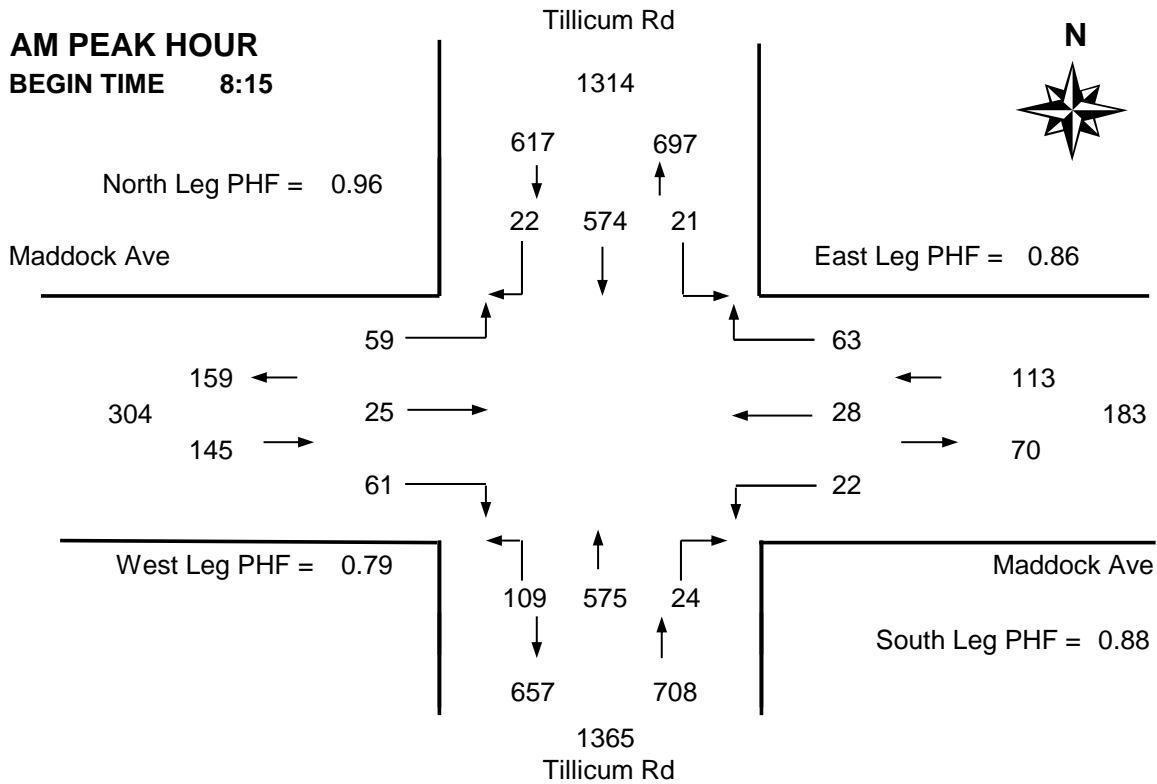
Time Period Starting	Tillicum Rd From North			Tillicum Rd From South			Maddock Ave From West			Maddock Ave From East			15 Min Total	Hourly Total	Pedestrians			
	Left	Thru	Right	Left	Thru	Right	Left	Thru	Right	Left	Thru	Right			N	S	W	E
	7:30	4	179	4	10	151	0	15	6	14	1	1			12	397	-	3
7:45	1	160	2	15	138	2	11	6	12	3	2	16	368	-	9	0	3	1
8:00	2	125	3	11	171	1	14	1	13	3	4	16	364	-	0	0	0	0
8:15	6	133	1	20	177	5	15	5	13	2	1	19	397 *	1526	8	0	1	5
8:30	4	147	4	25	164	12	18	13	15	6	5	21	434 +	1563	18	5	0	0
8:45	3	150	8	40	120	5	10	3	15	7	11	15	387 *	1582	20	0	5	3
9:00	8	144	9	24	114	2	16	4	18	7	11	8	365 *	1583	6	2	5	0
9:15	5	123	13	32	87	1	14	6	19	1	7	6	314	1500	5	1	2	1
Total	33	1161	44	177	1122	28	113	44	119	30	42	113	3026	-	69	9	20	11
Pk Hr	21	574	22	109	575	24	59	25	61	22	28	63	1583 *	-	52	7	11	8
Pk Hr Factor	0.66	0.96	0.61	0.68	0.81	0.50	0.82	0.48	0.85	0.79	0.64	0.75	0.91	* = Peak hour + = Peak 15 minutes				
	0.96			0.88			0.79			0.86								
15:30	7	191	12	47	254	4	35	14	46	3	15	9	637 +	-	7	2	4	1
15:45	7	141	9	52	254	4	21	14	53	12	15	13	595 *	-	3	0	5	0
16:00	7	165	13	51	268	6	18	7	33	10	20	14	612 *	-	10	3	13	2
16:15	11	172	8	64	236	5	22	7	32	16	31	20	624 *	2468	9	2	2	0
16:30	3	153	16	74	249	2	15	12	48	14	25	12	623	2454	9	1	4	2
16:45	2	155	18	71	204	12	26	21	43	15	25	16	608	2467	9	5	4	4
17:00	2	150	14	45	176	5	27	15	52	26	37	16	565	2420	9	1	7	1
17:15	6	128	13	47	226	1	13	6	46	15	25	8	534	2330	15	1	1	1
Total	45	1255	103	451	1867	39	177	96	353	111	193	108	4798	-	71	15	40	11
Pk Hr	32	669	42	214	1012	19	96	42	164	41	81	56	2468 *	-	29	7	24	3
Pk Hr Factor	0.73	0.88	0.81	0.84	0.94	0.79	0.69	0.75	0.77	0.64	0.65	0.70	0.97					
	0.88			0.96			0.79			0.66								



DISTRICT OF SAANICH 2017 TRAFFIC COUNTS

Major Route: Tillicum Road
Minor Route: Maddock Avenue
Date: Wednesday, February 22, 2017
Filename: Tillicum@Maddock-Feb22-2017.xls

Station #: TIN001048
Intersection Type: 4-leg
East/West Route: Maddock Avenue
Weather: Clear and dry



DISTRICT OF SAANICH 2017 TRAFFIC COUNTS

Major Route: Tillicum Road
Minor Route: Maddock Avenue
Date: Wednesday, February 22, 2017
Filename: Tillicum@Maddock-Feb22-2017.xls

Station #: TIN001048
Intersection Type: 4-leg
East/West Route: Maddock Avenue
Weather: Clear and dry

Comments:

Bicycle Data

Time Period Starting	Tillicum Rd			Tillicum Rd			Maddock Ave			Maddock Ave			15 Min Total	Hourly Total
	From North			From South			From West			From East				
	Left	Thru	Right	Left	Thru	Right	Left	Thru	Right	Left	Thru	Right		
7:30	0	1		0	1		0	0			0	0	2 *	-
7:45	0	1		1	3		1	1			1	0	8 +	-
8:00	0	1		0	2		0	1			0	0	4 *	-
8:15	0	0		0	0		0	0			0	0	0 *	14
8:30	1	0		0	0		0	0			1	0	2	14
8:45	0	0		0	0		0	0			1	0	1	7
9:00	0	0		0	0		0	1			0	0	1	4
9:15	0	0		0	0		0	0			0	0	0	4
Total	1	3	0	1	6	0	1	3	0	0	3	0	18	-
Pk Hr	0	3	0	1	6	0	1	2	0	0	1	0	14 *	-
15x4	4	4	0	4	12	0	4	4	0	0	4	0	36 +	-

15:30	0	0		0	0		0	0			0	0	0	-
15:45	0	0		1	0		0	0			0	0	1	-
16:00	0	0		0	0		0	0			0	0	0	-
16:15	0	1		1	2		0	0			0	1	5 +	6
16:30	0	0		0	0		0	0			0	0	0 *	6
16:45	0	0		0	3		0	0			1	0	4 *	9
17:00	0	0		0	2		0	1			0	0	3 *	12
17:15	0	1		0	0		0	0			0	0	1	8
Total	0	2	0	2	7	0	0	1	0	0	1	1	14	-
Pk Hr	0	1	0	1	7	0	0	1	0	0	1	1	12 *	-
15x4	0	4	0	0	12	0	0	4	0	0	4	0	24 +	-

4 Hr	1	5	0	3	13	0	1	4	0	0	4	1	32	64
-------------	----------	----------	----------	----------	-----------	----------	----------	----------	----------	----------	----------	----------	-----------	-----------

PEAK HOUR SUMMARY

