

Tattersall Drive @ Saanich Road

Wednesday, February 22, 2017

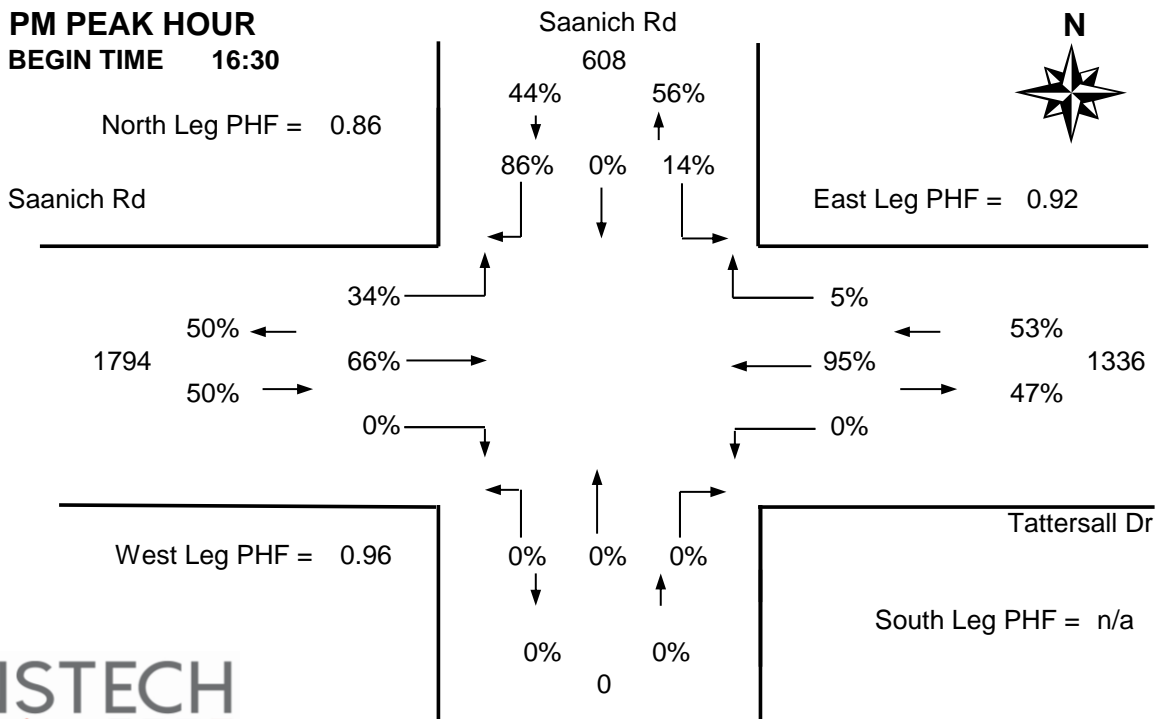
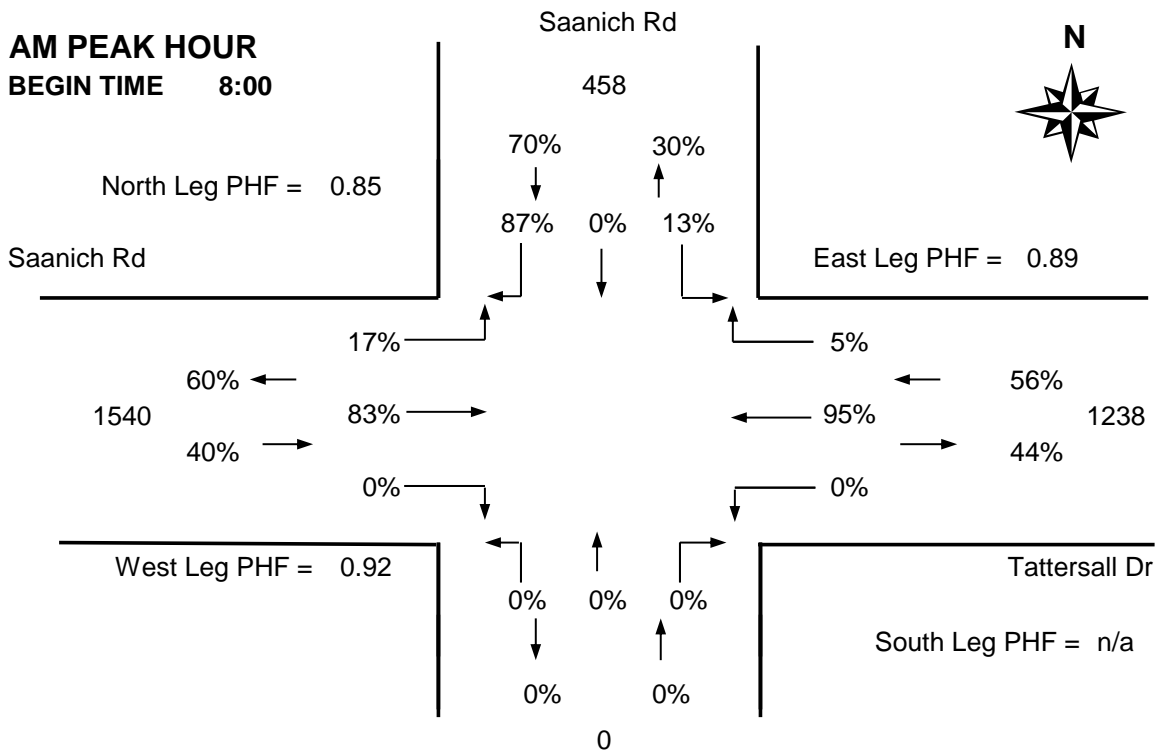


The data presented here is for information purposes only and should not be considered authoritative for construction, geotechnical, engineering, navigational, legal, or other site-specific uses. The information shared is owned by the Transportation Division of the Engineering Department at the District of Saanich. Accuracy is not guaranteed.

DISTRICT OF SAANICH 2017 TRAFFIC COUNTS

Major Route: Tattersall Drive
Minor Route: Saanich Road
Date: Wednesday, February 22, 2017
Filename: Tattersall@Saanich-Feb22-2017.xls

Station #: TIN000736
Intersection Type: 3-leg north approach
East/West Route: Saanich Road
Weather: Clear and dry



DISTRICT OF SAANICH 2017 TRAFFIC COUNTS

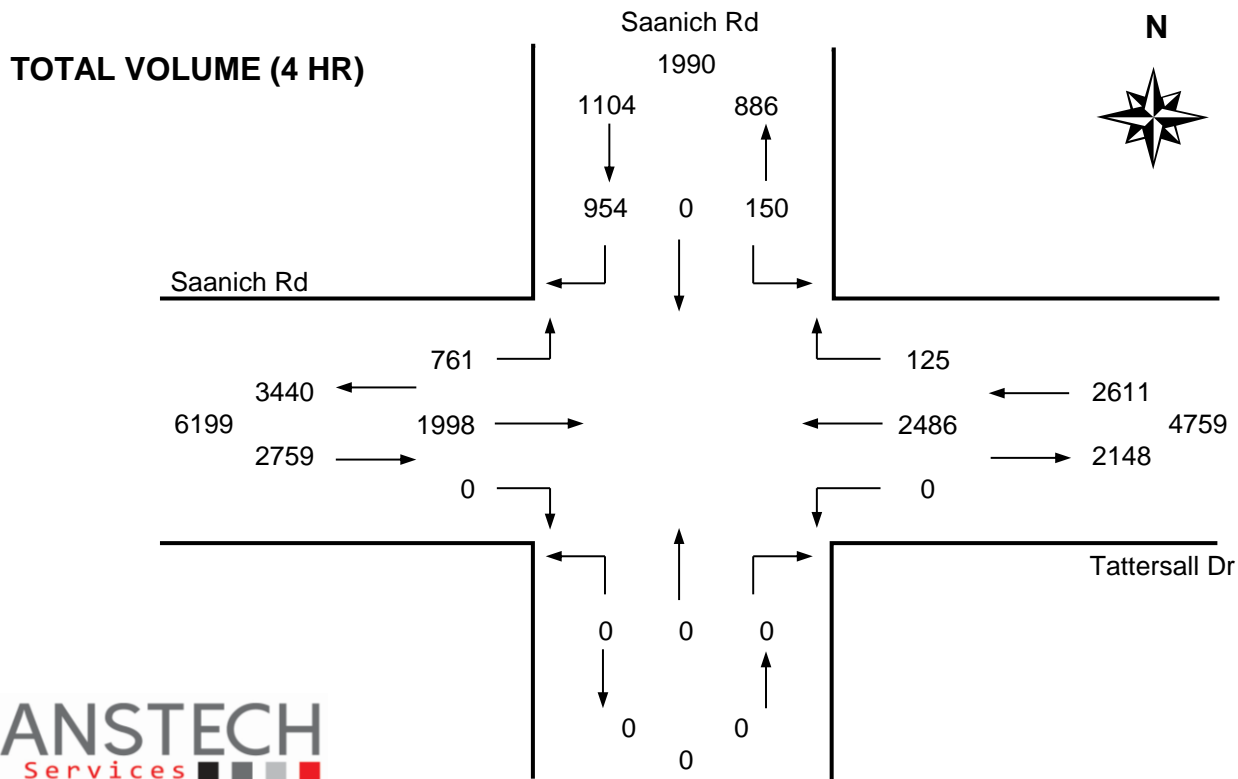
Major Route: Tattersall Drive
Minor Route: Saanich Road
Date: Wednesday, February 22, 2017
Filename: Tattersall@Saanich-Feb22-2017.xls

Station #: TIN000736
Intersection Type: 3-leg north approach
East/West Route: Saanich Road
Weather: Clear and dry

Comments:

Vehicle Data

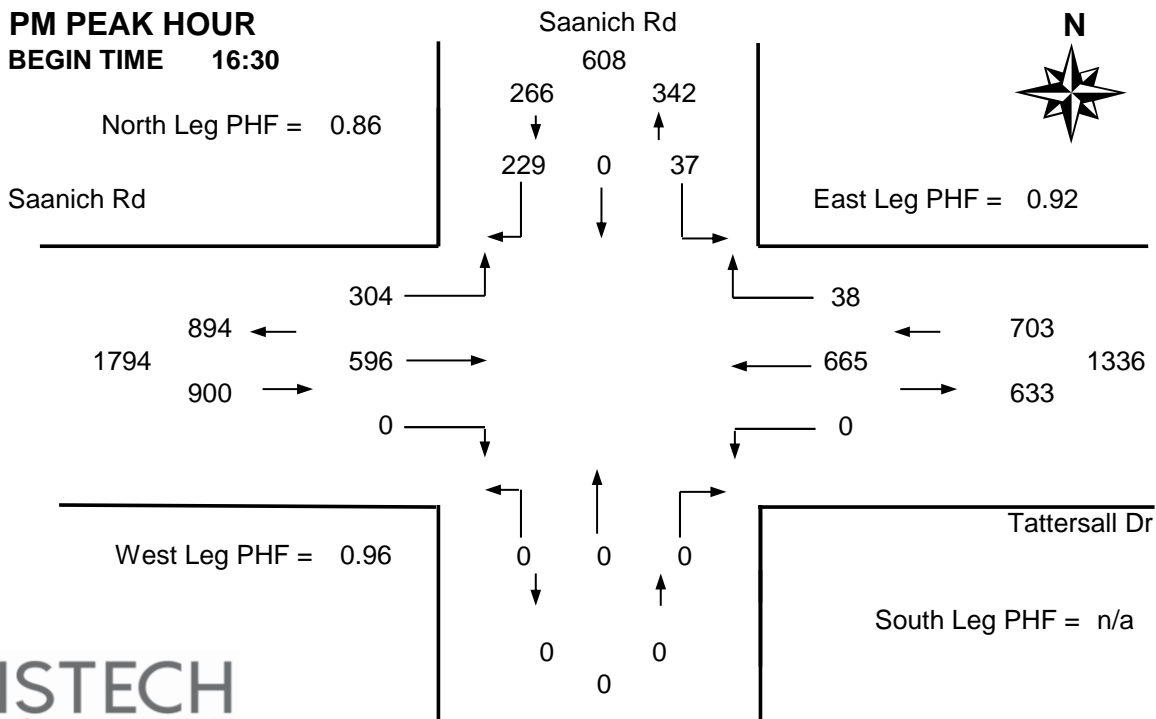
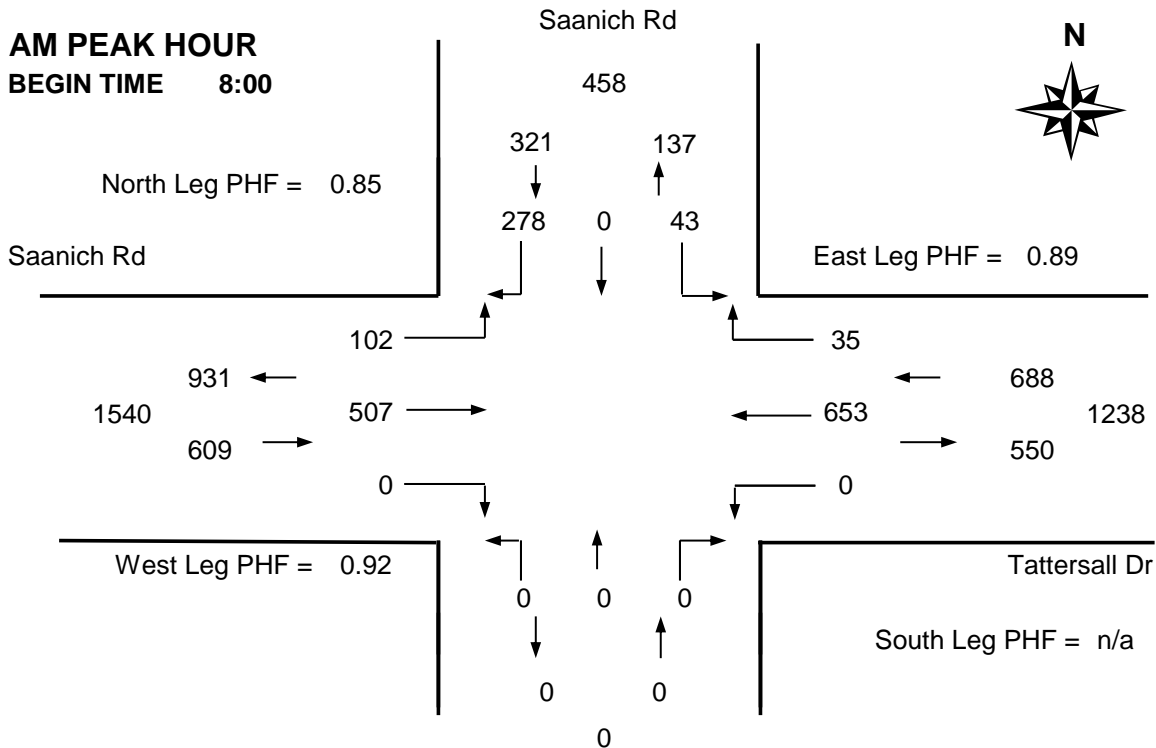
Time Period Starting	Saanich Rd						Saanich Rd			Tattersall Dr			15 Min Total	Hourly Total	Pedestrians			
	From North			From South			From West			From East					N	S	W	E
	Left	Thru	Right	Left	Thru	Right	Left	Thru	Right	Left	Thru	Right						
7:30	19		64				16	78			128	4	309	-	6		0	2
7:45	13		73				32	113			167	7	405	-	6		0	1
8:00	7		50				21	141			138	7	364 *	-	1		0	0
8:15	11		77				28	137			165	12	430 +	1508	9		0	0
8:30	13		81				20	118			163	9	404 *	1603	4		0	0
8:45	12		70				33	111			187	7	420 *	1618	7		1	1
9:00	6		48				28	89			116	7	294	1548	3		1	1
9:15	5		55				26	101			98	5	290	1408	1		0	0
Total	86	0	518	0	0	0	204	888	0	0	1162	58	2916	-	37	0	2	5
Pk Hr	43	0	278	0	0	0	102	507	0	0	653	35	1618 *	-	21	0	1	1
Pk Hr Factor	0.83	n/a	0.86	n/a	n/a	n/a	0.77	0.90	n/a	n/a	0.87	0.73	0.94	* = Peak hour + = Peak 15 minutes				
	0.85			n/a			0.92			0.89								
15:30	6		60				65	114			173	7	425	-	3		0	0
15:45	4		44				54	121			146	7	376	-	9		0	1
16:00	11		56				60	152			170	8	457	-	7		0	0
16:15	6		47				74	127			170	7	431	1689	6		0	0
16:30	11		61				69	147			185	5	478 *	1742	6		0	1
16:45	11		56				73	158			183	9	490 +	1856	7		1	0
17:00	7		43				85	149			156	10	450 *	1849	6		0	0
17:15	8		69				77	142			141	14	451 *	1869	1		0	0
Total	64	0	436	0	0	0	557	1110	0	0	1324	67	3558	-	45	0	1	2
Pk Hr	37	0	229	0	0	0	304	596	0	0	665	38	1869 *	-	20	0	1	1
Pk Hr Factor	0.84	n/a	0.83	n/a	n/a	n/a	0.89	0.94	n/a	n/a	0.90	0.68	0.95					
	0.86			n/a			0.96			0.92								



DISTRICT OF SAANICH 2017 TRAFFIC COUNTS

Major Route: Tattersall Drive
Minor Route: Saanich Road
Date: Wednesday, February 22, 2017
Filename: Tattersall@Saanich-Feb22-2017.xls

Station #: TIN000736
Intersection Type: 3-leg north approach
East/West Route: Saanich Road
Weather: Clear and dry



DISTRICT OF SAANICH 2017 TRAFFIC COUNTS

Major Route: Tattersall Drive
Minor Route: Saanich Road
Date: Wednesday, February 22, 2017
Filename: Tattersall@Saanich-Feb22-2017.xls

Station #: TIN000736
Intersection Type: 3-leg north approach
East/West Route: Saanich Road
Weather: Clear and dry

Comments:

Bicycle Data

Time Period Starting	Saanich Rd						Saanich Rd			Tattersall Dr			15 Min Total	Hourly Total
	From North			From South			From West			From East				
	Left	Thru	Right	Left	Thru	Right	Left	Thru	Right	Left	Thru	Right		
7:30	0		2				2	1			2	1	8 *	-
7:45	1		3				1	0			2	3	10 +	-
8:00	0		1				0	0			1	2	4 *	-
8:15	0		1				0	0			1	1	3 *	25
8:30	2		1				1	0			0	2	6	23
8:45	0		0				0	0			1	0	1	14
9:00	0		1				0	0			1	2	4	14
9:15	0		0				0	0			0	0	0	11
Total	3	0	9	0	0	0	4	1	0	0	8	11	36	-
Pk Hr	1	0	7	0	0	0	3	1	0	0	6	7	25 *	-
15x4	8	0	12	0	0	0	4	0	0	0	8	12	44 +	-

15:30	0		0				1	0			2	0	3	-
15:45	2		0				3	2			0	0	7	-
16:00	1		0				0	1			0	0	2	-
16:15	1		0				2	0			1	1	5 *	17
16:30	0		0				2	1			2	0	5 *	19
16:45	0		0				4	2			0	1	7 +	19
17:00	0		0				2	1			0	0	3 *	20
17:15	0		0				3	0			0	1	4	19
Total	4	0	0	0	0	0	17	7	0	0	5	3	36	-
Pk Hr	1	0	0	0	0	0	10	4	0	0	3	2	20 *	-
15x4	0	0	0	0	0	0	16	8	0	0	8	4	36 +	-

4 Hr	7	0	9	0	0	0	21	8	0	0	13	14	72	144
------	---	---	---	---	---	---	----	---	---	---	----	----	----	-----

PEAK HOUR SUMMARY

