

# **Sinclair Road @ Hobbs Street**

Thursday, February 23, 2017

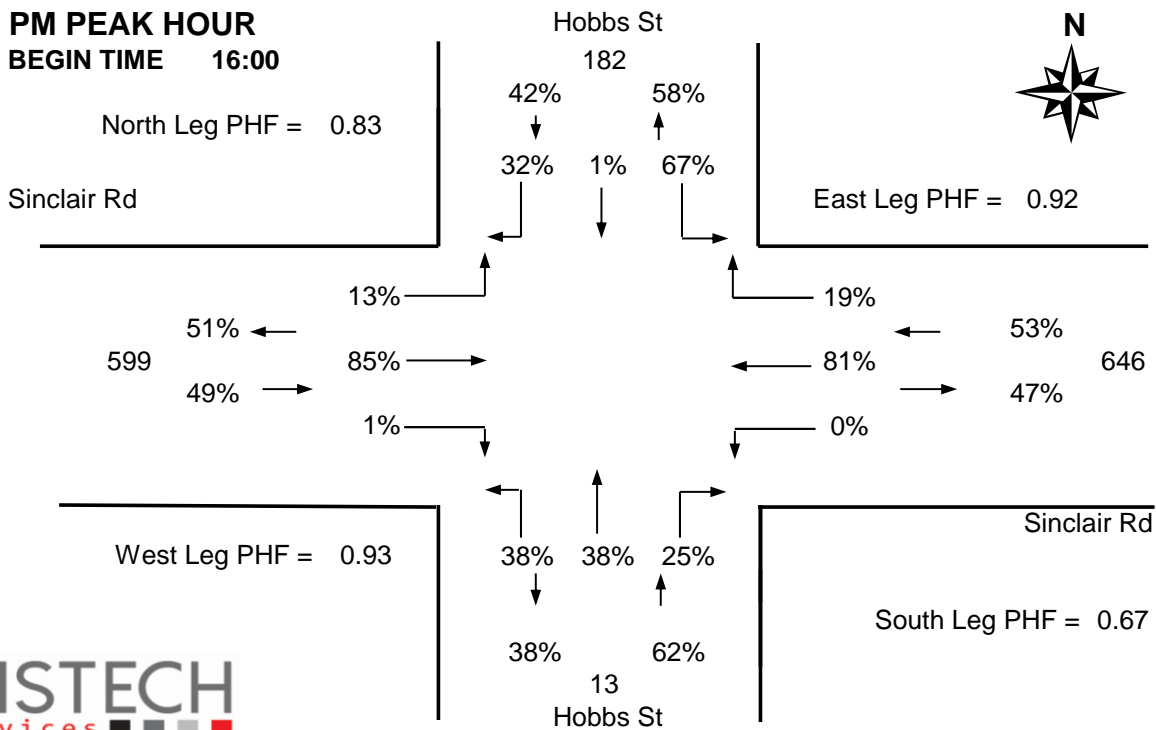
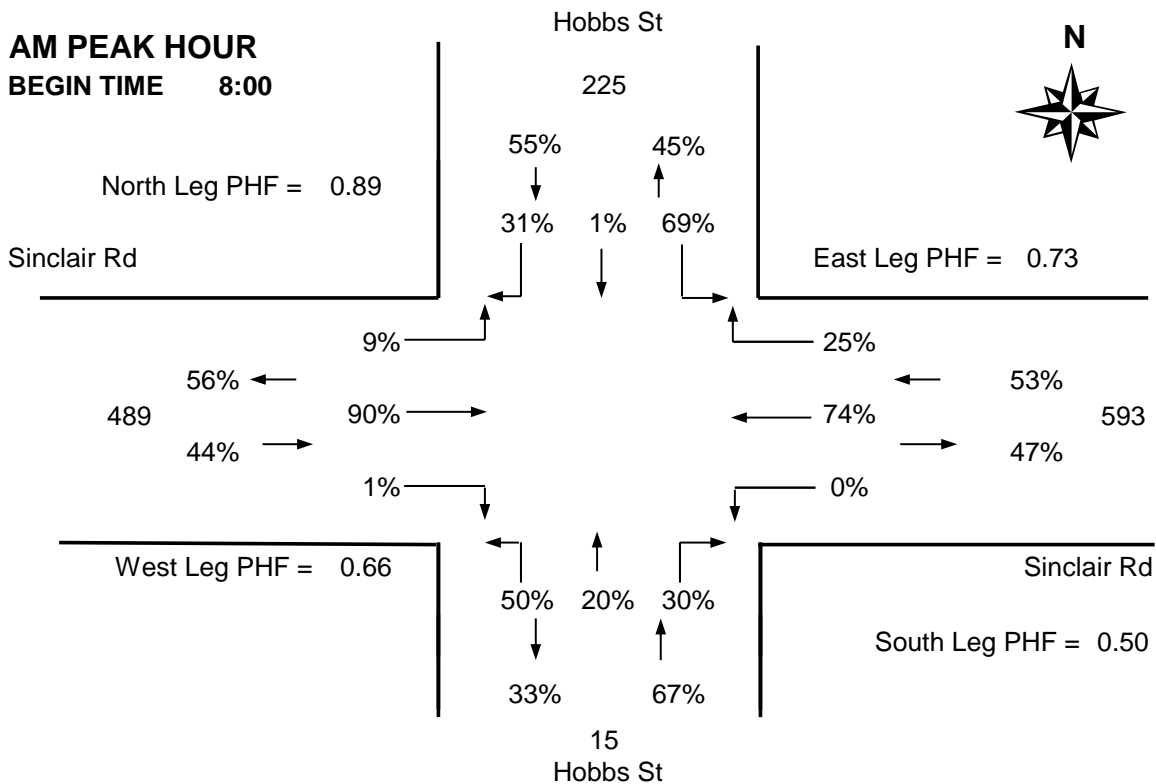


The data presented here is for information purposes only and should not be considered authoritative for construction, geotechnical, engineering, navigational, legal, or other site-specific uses. The information shared is owned by the Transportation Division of the Engineering Department at the District of Saanich. Accuracy is not guaranteed.

# DISTRICT OF SAANICH 2017 TRAFFIC COUNTS

**Major Route:** Sinclair Road  
**Minor Route:** Hobbs Street  
**Date:** Thursday, February 23, 2017  
**Filename:** Sinclair@Hobbs-Feb23-2017.xls

**Station #:** TIN000211  
**Intersection Type:** 4-leg  
**East/West Route:** Sinclair Road  
**Weather:** Clear and dry



# DISTRICT OF SAANICH 2017 TRAFFIC COUNTS

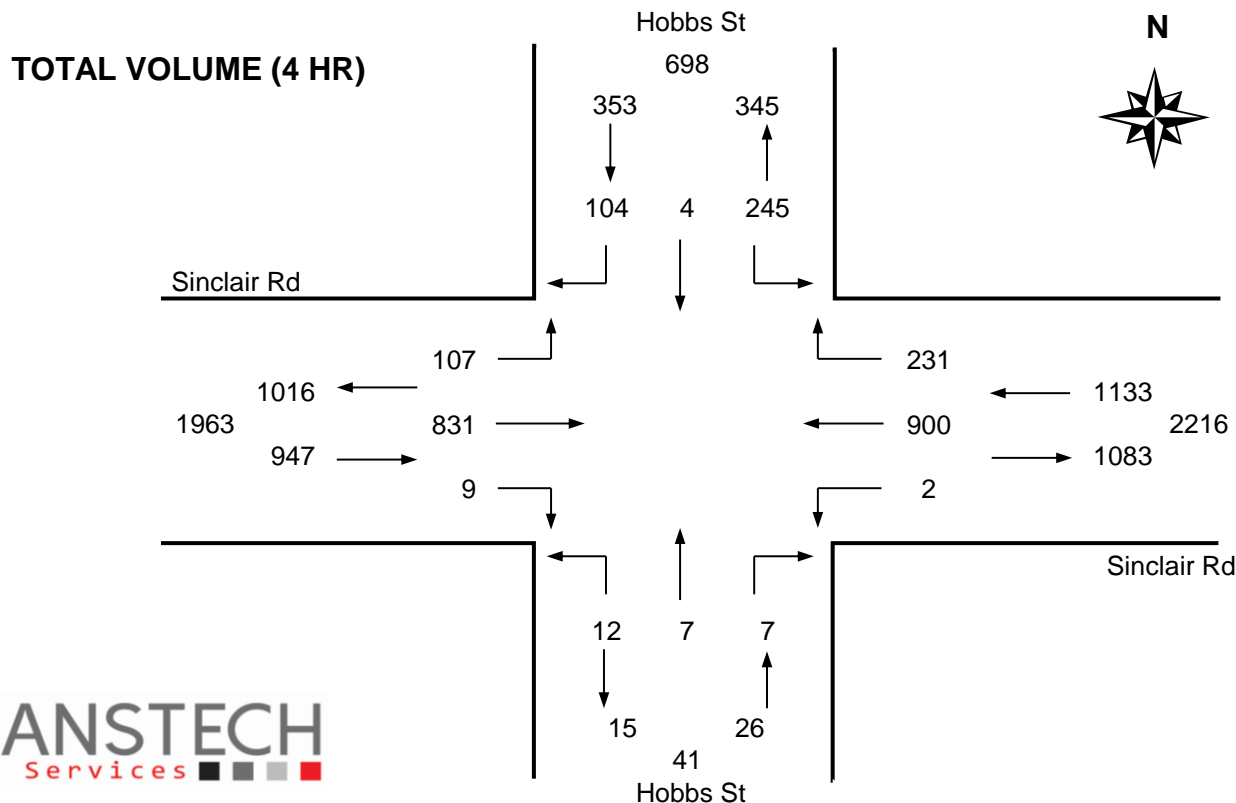
**Major Route:** Sinclair Road  
**Minor Route:** Hobbs Street  
**Date:** Thursday, February 23, 2017  
**Filename:** Sinclair@Hobbs-Feb23-2017.xls

**Station #:** TIN000211  
**Intersection Type:** 4-leg  
**East/West Route:** Sinclair Road  
**Weather:** Clear and dry

**Comments:**

**Vehicle Data**

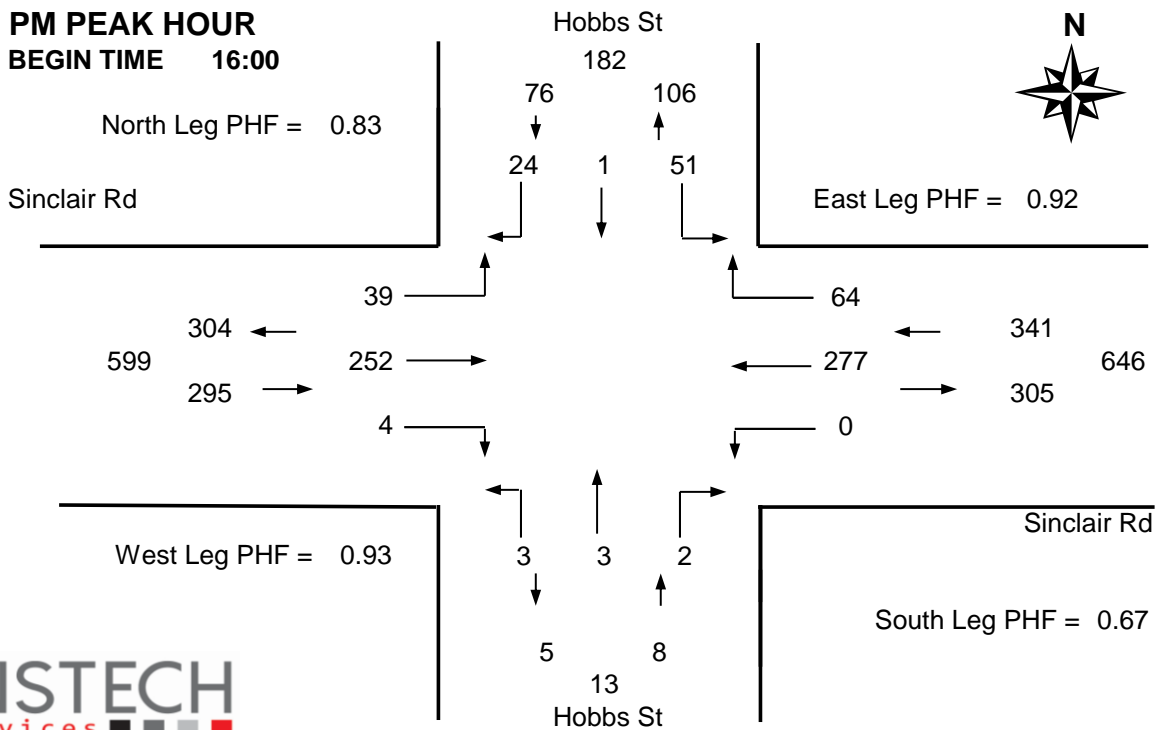
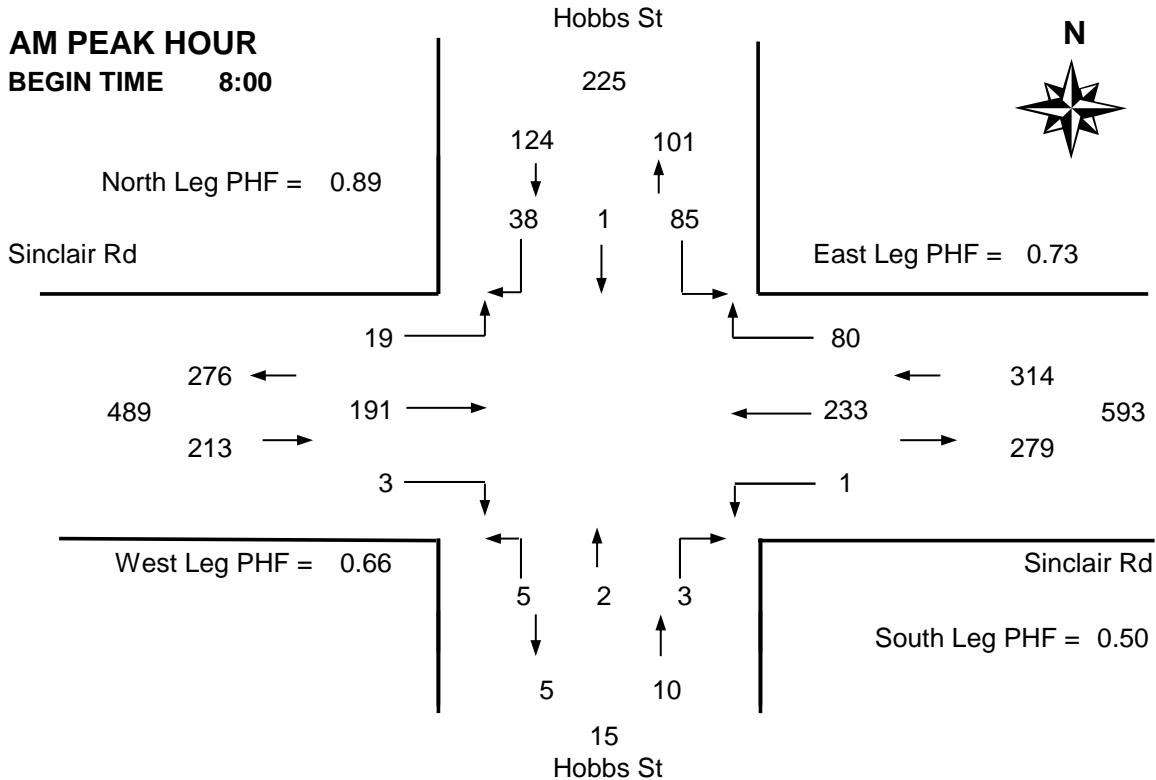
Time Period Starting	Hobbs St			Hobbs St			Sinclair Rd			Sinclair Rd			15 Min Total	Hourly Total	Pedestrians			
	From North			From South			From West			From East					N	S	W	E
	Left	Thru	Right	Left	Thru	Right	Left	Thru	Right	Left	Thru	Right						
7:30	16	1	2	0	0	1	0	21	0	0	22	4	67	-	0	3	0	4
7:45	11	0	5	1	0	0	4	44	0	0	25	12	102	-	0	2	1	1
8:00	25	0	10	2	0	0	3	36	1	0	46	14	137 *	-	1	3	5	0
8:15	16	0	14	3	0	2	5	42	1	0	84	23	190 +	496	1	8	3	3
8:30	17	0	8	0	1	1	9	71	1	0	42	32	182 *	611	3	7	0	0
8:45	27	1	6	0	1	0	2	42	0	1	61	11	152 *	661	1	6	0	1
9:00	14	1	7	1	0	0	3	44	0	0	51	9	130	654	1	8	0	0
9:15	18	0	3	0	0	0	2	41	1	0	37	12	114	578	2	7	1	0
<b>Total</b>	<b>144</b>	<b>3</b>	<b>55</b>	<b>7</b>	<b>2</b>	<b>4</b>	<b>28</b>	<b>341</b>	<b>4</b>	<b>1</b>	<b>368</b>	<b>117</b>	<b>1074</b>	-	<b>9</b>	<b>44</b>	<b>10</b>	<b>9</b>
<b>Pk Hr</b>	<b>85</b>	<b>1</b>	<b>38</b>	<b>5</b>	<b>2</b>	<b>3</b>	<b>19</b>	<b>191</b>	<b>3</b>	<b>1</b>	<b>233</b>	<b>80</b>	<b>661 *</b>	-	<b>6</b>	<b>24</b>	<b>8</b>	<b>4</b>
<b>Pk Hr Factor</b>	0.79	0.25	0.68	0.42	0.50	0.38	0.53	0.67	0.75	0.25	0.69	0.63	0.87	* = Peak hour + = Peak 15 minutes				
	<b>0.89</b>			<b>0.50</b>			<b>0.66</b>			<b>0.73</b>								
15:30	15	0	5	0	1	1	8	57	0	0	65	10	162	-	1	19	0	3
15:45	9	0	9	0	0	0	9	53	0	1	75	9	165	-	6	19	0	0
16:00	12	0	7	1	1	1	9	67	0	0	67	18	183 +	-	8	15	0	5
16:15	16	0	4	0	0	1	7	58	2	0	81	12	181 *	691	4	8	1	0
16:30	14	1	8	1	2	0	11	61	1	0	60	20	179 *	708	2	37	1	1
16:45	9	0	5	1	0	0	12	66	1	0	69	14	177 *	720	2	20	1	2
17:00	11	0	7	2	0	0	7	60	1	0	66	14	168	705	6	18	3	2
17:15	15	0	4	0	1	0	16	68	0	0	49	17	170	694	2	23	0	2
<b>Total</b>	<b>101</b>	<b>1</b>	<b>49</b>	<b>5</b>	<b>5</b>	<b>3</b>	<b>79</b>	<b>490</b>	<b>5</b>	<b>1</b>	<b>532</b>	<b>114</b>	<b>1385</b>	-	<b>31</b>	<b>159</b>	<b>6</b>	<b>15</b>
<b>Pk Hr</b>	<b>51</b>	<b>1</b>	<b>24</b>	<b>3</b>	<b>3</b>	<b>2</b>	<b>39</b>	<b>252</b>	<b>4</b>	<b>0</b>	<b>277</b>	<b>64</b>	<b>720 *</b>	-	<b>16</b>	<b>80</b>	<b>3</b>	<b>8</b>
<b>Pk Hr Factor</b>	0.80	0.25	0.75	0.75	0.38	0.50	0.81	0.94	0.50	n/a	0.85	0.80	0.98					
	<b>0.83</b>			<b>0.67</b>			<b>0.93</b>			<b>0.92</b>								



# DISTRICT OF SAANICH 2017 TRAFFIC COUNTS

**Major Route:** Sinclair Road  
**Minor Route:** Hobbs Street  
**Date:** Thursday, February 23, 2017  
**Filename:** Sinclair@Hobbs-Feb23-2017.xls

**Station #:** TIN000211  
**Intersection Type:** 4-leg  
**East/West Route:** Sinclair Road  
**Weather:** Clear and dry



# DISTRICT OF SAANICH 2017 TRAFFIC COUNTS

**Major Route:** Sinclair Road  
**Minor Route:** Hobbs Street  
**Date:** Thursday, February 23, 2017  
**Filename:** Sinclair@Hobbs-Feb23-2017.xls

**Station #:** TIN000211  
**Intersection Type:** 4-leg  
**East/West Route:** Sinclair Road  
**Weather:** Clear and dry

**Comments:**

**Bicycle Data**

Time Period Starting	Hobbs St			Hobbs St			Sinclair Rd			Sinclair Rd			15 Min Total	Hourly Total
	From North			From South			From West			From East				
	Left	Thru	Right	Left	Thru	Right	Left	Thru	Right	Left	Thru	Right		
7:30	0	0					0	0			0	0	0	-
7:45	0	0					0	0			0	0	0	-
8:00	1	1					0	0			0	0	2 +	-
8:15	0	0					0	0			0	0	0 *	2
8:30	0	0					0	0			1	1	2 *	4
8:45	1	0					1	0			0	0	2 *	6
9:00	1	0					0	0			0	0	1	5
9:15	0	0					0	0			0	0	0	5
<b>Total</b>	<b>3</b>	<b>1</b>	<b>0</b>	<b>0</b>	<b>0</b>	<b>0</b>	<b>1</b>	<b>0</b>	<b>0</b>	<b>0</b>	<b>1</b>	<b>1</b>	<b>7</b>	<b>-</b>
<b>Pk Hr</b>	<b>2</b>	<b>1</b>	<b>0</b>	<b>0</b>	<b>0</b>	<b>0</b>	<b>1</b>	<b>0</b>	<b>0</b>	<b>0</b>	<b>1</b>	<b>1</b>	<b>6 *</b>	<b>-</b>
<b>15x4</b>	<b>4</b>	<b>0</b>	<b>0</b>	<b>0</b>	<b>0</b>	<b>0</b>	<b>4</b>	<b>0</b>	<b>0</b>	<b>0</b>	<b>4</b>	<b>4</b>	<b>16 +</b>	<b>-</b>

15:30	0	0					0	1			0	0	1	-
15:45	0	1					1	1			0	1	4 +	-
16:00	0	0					0	1			0	0	1 *	-
16:15	0	0					0	2			0	0	2 *	8
16:30	0	0					1	3			0	0	4 *	11
16:45	2	0					0	1			1	0	4	11
17:00	0	0					0	1			0	0	1	11
17:15	0	0					1	0			0	0	1	10
<b>Total</b>	<b>2</b>	<b>1</b>	<b>0</b>	<b>0</b>	<b>0</b>	<b>0</b>	<b>3</b>	<b>10</b>	<b>0</b>	<b>0</b>	<b>1</b>	<b>1</b>	<b>18</b>	<b>-</b>
<b>Pk Hr</b>	<b>0</b>	<b>1</b>	<b>0</b>	<b>0</b>	<b>0</b>	<b>0</b>	<b>2</b>	<b>7</b>	<b>0</b>	<b>0</b>	<b>0</b>	<b>1</b>	<b>11 *</b>	<b>-</b>
<b>15x4</b>	<b>8</b>	<b>0</b>	<b>0</b>	<b>0</b>	<b>0</b>	<b>0</b>	<b>4</b>	<b>12</b>	<b>0</b>	<b>0</b>	<b>4</b>	<b>0</b>	<b>28 +</b>	<b>-</b>

<b>4 Hr</b>	<b>5</b>	<b>2</b>	<b>0</b>	<b>0</b>	<b>0</b>	<b>0</b>	<b>4</b>	<b>10</b>	<b>0</b>	<b>0</b>	<b>2</b>	<b>2</b>	<b>25</b>	<b>50</b>
-------------	----------	----------	----------	----------	----------	----------	----------	-----------	----------	----------	----------	----------	-----------	-----------

**PEAK HOUR SUMMARY**

