

Shelbourne Street @ Torquay Drive

Wednesday, March 01, 2017

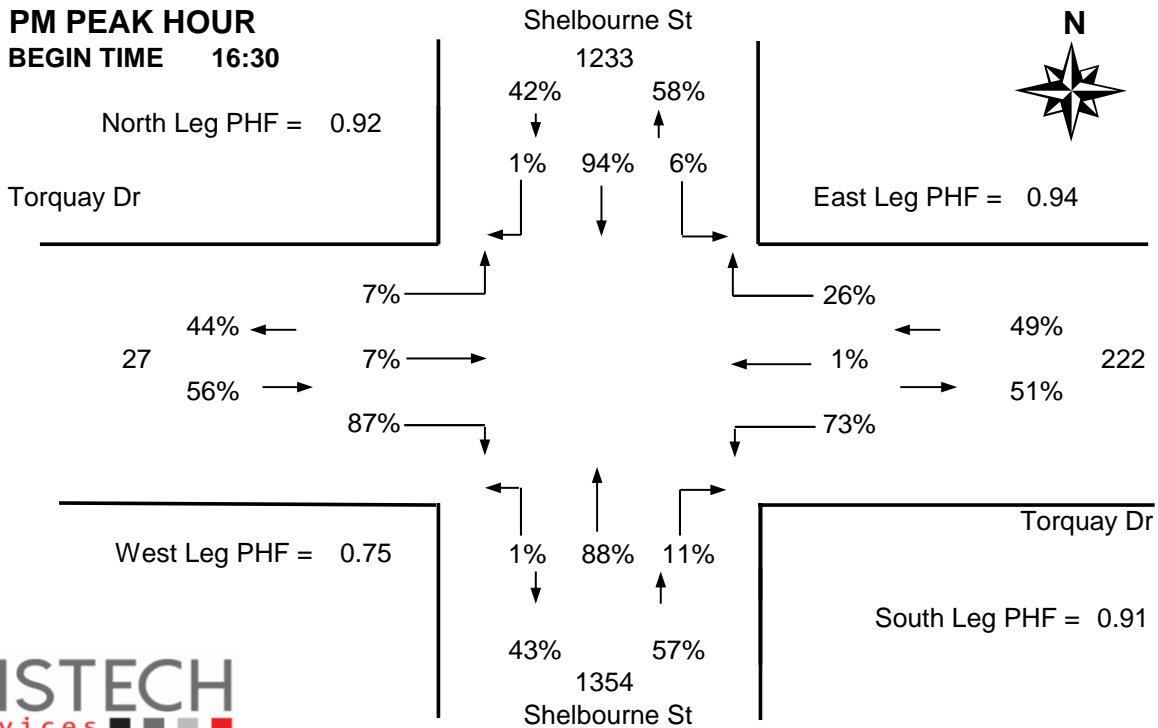
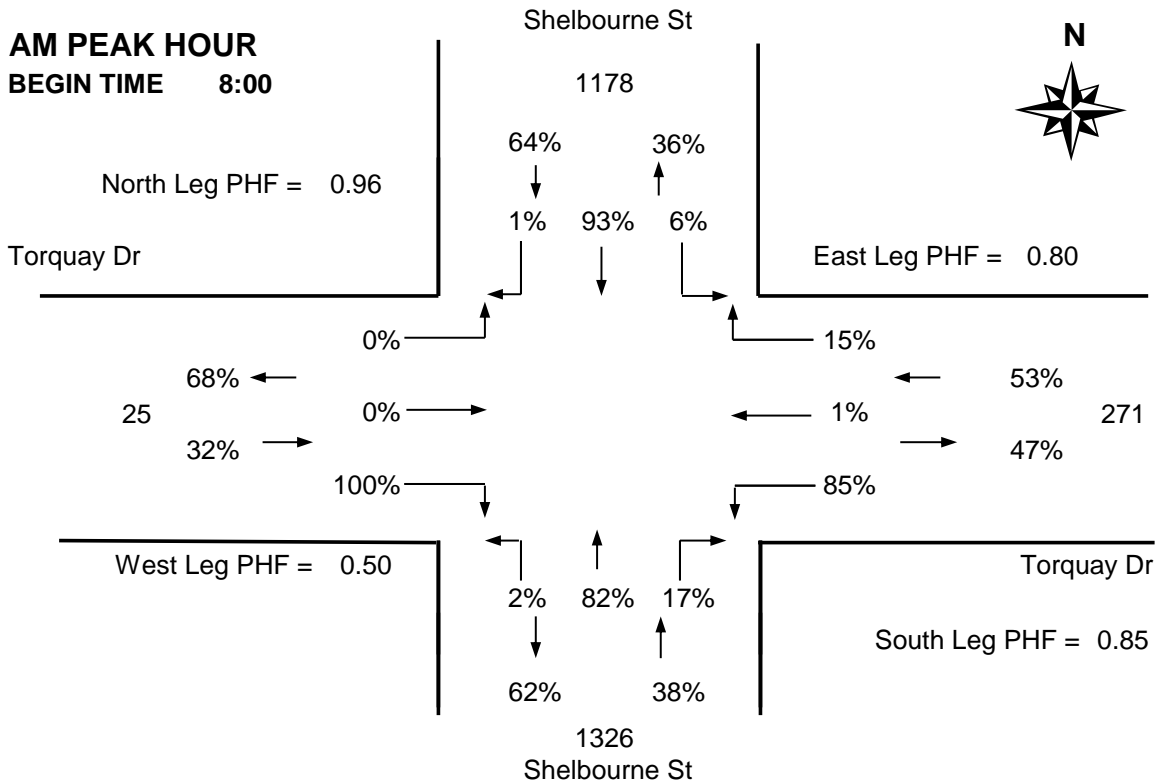


The data presented here is for information purposes only and should not be considered authoritative for construction, geotechnical, engineering, navigational, legal, or other site-specific uses. The information shared is owned by the Transportation Division of the Engineering Department at the District of Saanich. Accuracy is not guaranteed.

DISTRICT OF SAANICH 2017 TRAFFIC COUNTS

Major Route: Shelbourne Street
Minor Route: Torquay Drive
Date: Wednesday, March 1, 2017
Filename: Shelbourne@Torquay-Mar1-2017.xls

Station #: TIN000520
Intersection Type: 4-leg
East/West Route: Torquay Drive
Weather: Rain and wet



DISTRICT OF SAANICH 2017 TRAFFIC COUNTS

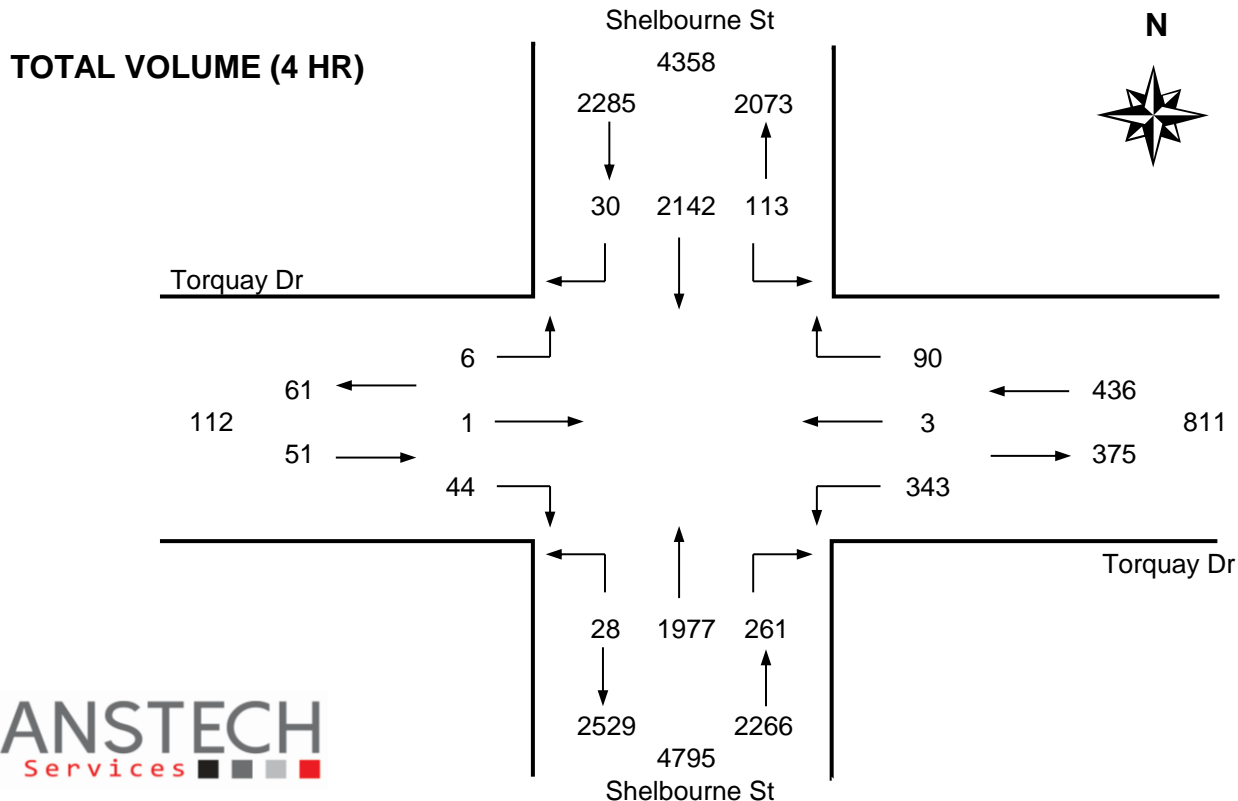
Major Route: Shelbourne Street
Minor Route: Torquay Drive
Date: Wednesday, March 1, 2017
Filename: Shelbourne@Torquay-Mar1-2017.xls

Station #: TIN000520
Intersection Type: 4-leg
East/West Route: Torquay Drive
Weather: Rain and wet

Comments:

Vehicle Data

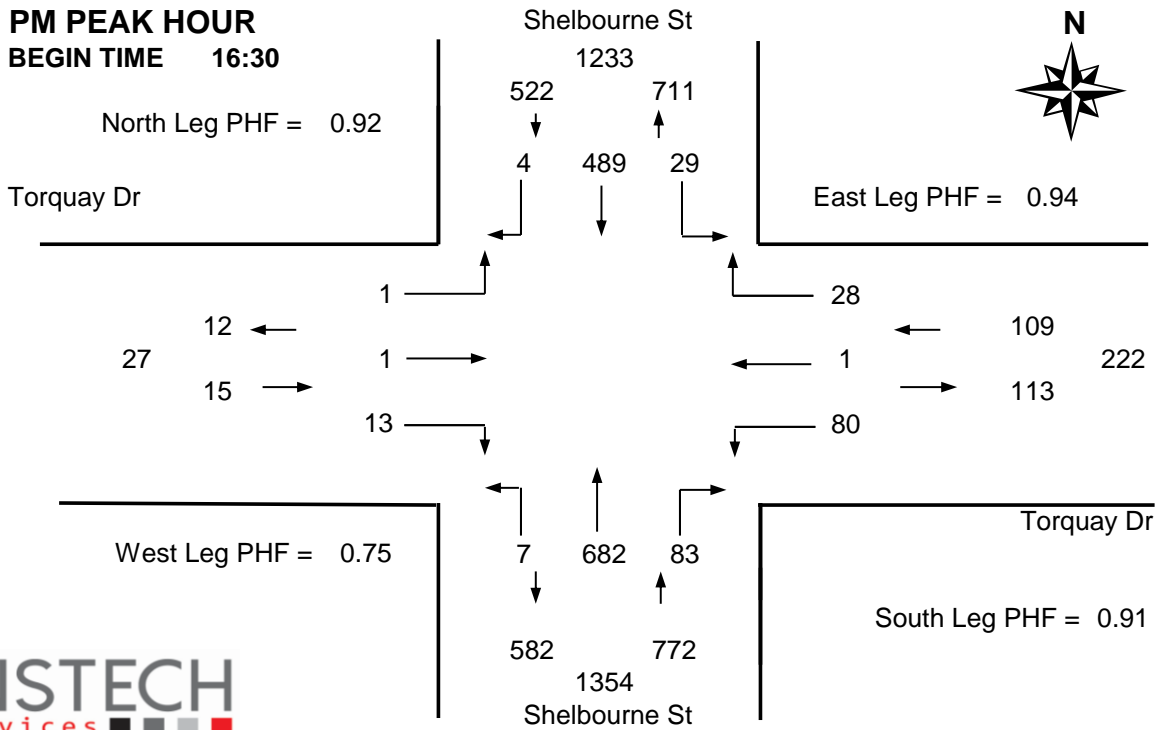
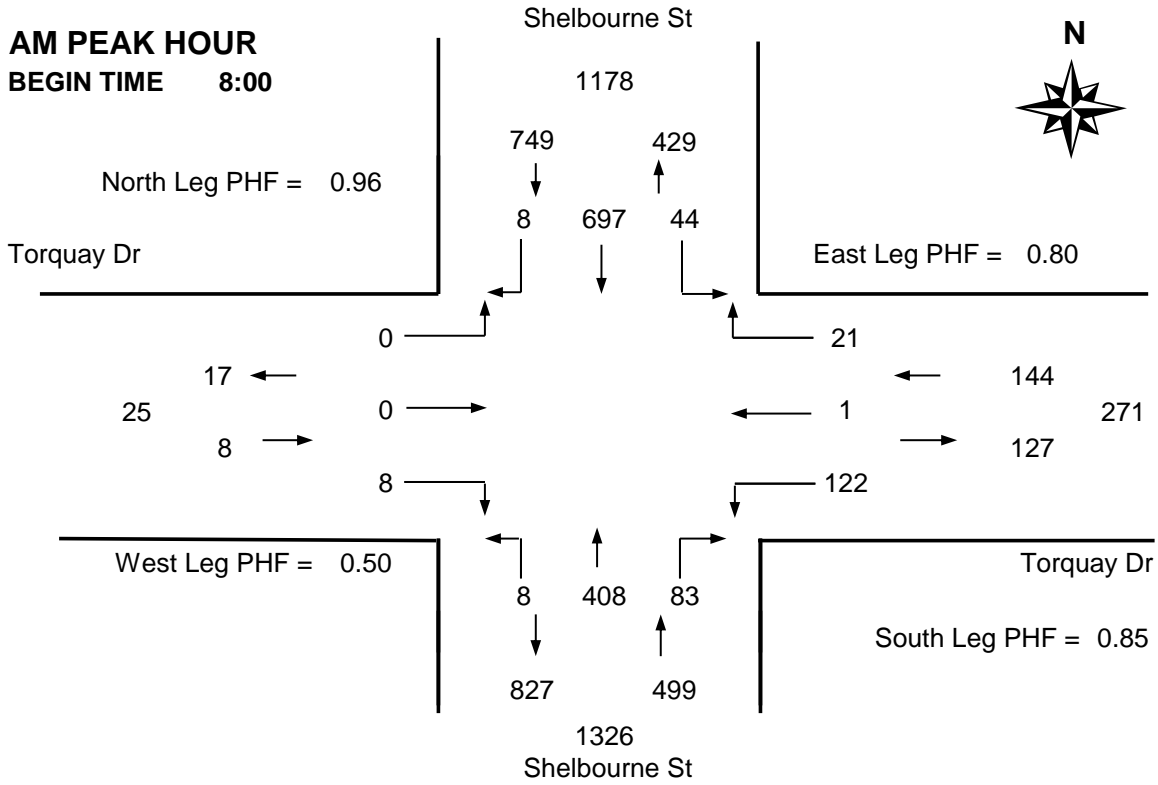
Time Period Starting	Shelbourne St			Shelbourne St			Torquay Dr			Torquay Dr			15 Min Total	Hourly Total	Pedestrians			
	From North			From South			From West			From East					N	S	W	E
	Left	Thru	Right	Left	Thru	Right	Left	Thru	Right	Left	Thru	Right						
7:30	6	122	0	0	55	10	0	0	0	20	0	2	215	-	0	0	1	1
7:45	8	145	1	3	66	7	0	0	0	15	0	10	255	-	0	1	2	0
8:00	10	170	4	3	90	14	0	0	2	38	0	0	331 *	-	1	0	1	3
8:15	13	181	1	2	104	36	0	0	2	32	0	4	375 *	1176	0	0	0	3
8:30	12	177	1	1	123	22	0	0	0	36	0	9	381 +	1342	0	0	1	1
8:45	9	169	2	2	91	11	0	0	4	16	1	8	313 *	1400	0	0	3	3
9:00	7	132	8	2	84	8	2	0	4	16	0	6	269	1338	0	0	1	2
9:15	5	115	4	3	74	11	0	0	7	21	0	1	241	1204	0	1	0	0
Total	70	1211	21	16	687	119	2	0	19	194	1	40	2380	-	1	2	9	13
Pk Hr	44	697	8	8	408	83	0	0	8	122	1	21	1400 *	-	1	0	5	10
Pk Hr Factor	0.85	0.96	0.50	0.67	0.83	0.58	n/a	n/a	0.50	0.80	0.25	0.58	0.92	* = Peak hour + = Peak 15 minutes				
	0.96			0.85			0.50			0.80								
15:30	3	122	0	1	143	12	1	0	3	19	0	6	310	-	0	0	3	8
15:45	6	94	2	0	154	17	0	0	2	17	1	5	298	-	1	0	4	2
16:00	1	116	2	3	136	16	2	0	4	21	0	3	304	-	0	1	0	2
16:15	4	110	1	1	175	14	0	0	3	12	0	8	328	1240	1	0	1	6
16:30	5	133	0	4	189	19	1	0	4	22	0	7	384 +	1314	3	2	3	9
16:45	6	135	1	0	153	22	0	0	3	20	1	8	349 *	1365	3	1	0	6
17:00	9	103	1	2	189	14	0	0	4	21	0	6	349 *	1410	0	0	7	6
17:15	9	118	2	1	151	28	0	1	2	17	0	7	336 *	1418	0	1	1	6
Total	43	931	9	12	1290	142	4	1	25	149	2	50	2658	-	8	5	19	45
Pk Hr	29	489	4	7	682	83	1	1	13	80	1	28	1418 *	-	6	4	11	27
Pk Hr Factor	0.81	0.91	0.50	0.44	0.90	0.74	0.25	0.25	0.81	0.91	0.25	0.88	0.92					
	0.92			0.91			0.75			0.94								



DISTRICT OF SAANICH 2017 TRAFFIC COUNTS

Major Route: Shelbourne Street
Minor Route: Torquay Drive
Date: Wednesday, March 1, 2017
Filename: Shelbourne@Torquay-Mar1-2017.xls

Station #: TIN000520
Intersection Type: 4-leg
East/West Route: Torquay Drive
Weather: Rain and wet



DISTRICT OF SAANICH 2017 TRAFFIC COUNTS

Major Route: Shelbourne Street
Minor Route: Torquay Drive
Date: Wednesday, March 1, 2017
Filename: Shelbourne@Torquay-Mar1-2017.xls

Station #: TIN000520
Intersection Type: 4-leg
East/West Route: Torquay Drive
Weather: Rain and wet

Comments:

Bicycle Data

Time Period Starting	Shelbourne St			Shelbourne St			Torquay Dr			Torquay Dr			15 Min Total	Hourly Total
	From North			From South			From West			From East				
	Left	Thru	Right	Left	Thru	Right	Left	Thru	Right	Left	Thru	Right		
7:30	0	1	0		0	0		0		0	0		1	-
7:45	0	4	0		0	0		1		0	0		5 +	-
8:00	1	3	1		0	0		0		0	0		5 *	-
8:15	0	1	0		2	1		0		0	0		4 *	15
8:30	0	1	0		1	0		0		0	0		2 *	16
8:45	0	1	0		0	0		1		0	1		3	14
9:00	0	1	0		0	0		0		0	1		2	11
9:15	0	4	0		0	0		1		0	0		5	12
Total	1	16	1	0	3	1	0	3	0	0	2	0	27	-
Pk Hr	1	9	1	0	3	1	0	1	0	0	0	0	16 *	-
15x4	4	12	4	0	8	4	0	4	0	0	4	0	40 +	-

15:30	0	1	2		1	0		0		0	0		4	-
15:45	0	0	0		3	1		0		0	0		4	-
16:00	0	0	0		0	0		0		0	0		0	-
16:15	0	1	0		1	0		1		1	0		4 +	12
16:30	0	3	0		1	0		0		0	0		4 *	12
16:45	0	0	0		1	0		0		0	1		2 *	10
17:00	0	0	0		2	0		1		0	0		3 *	13
17:15	0	2	0		0	0		0		0	1		3	12
Total	0	7	2	0	9	1	0	2	0	1	2	0	24	-
Pk Hr	0	4	0	0	5	0	0	2	0	1	1	0	13 *	-
15x4	0	12	0	0	8	0	0	4	0	0	4	0	28 +	-

4 Hr	1	23	3	0	12	2	0	5	0	1	4	0	51	102
------	---	----	---	---	----	---	---	---	---	---	---	---	----	-----

PEAK HOUR SUMMARY

