

Shelbourne Street @ North Dairy Road

Wednesday, October 18, 2017

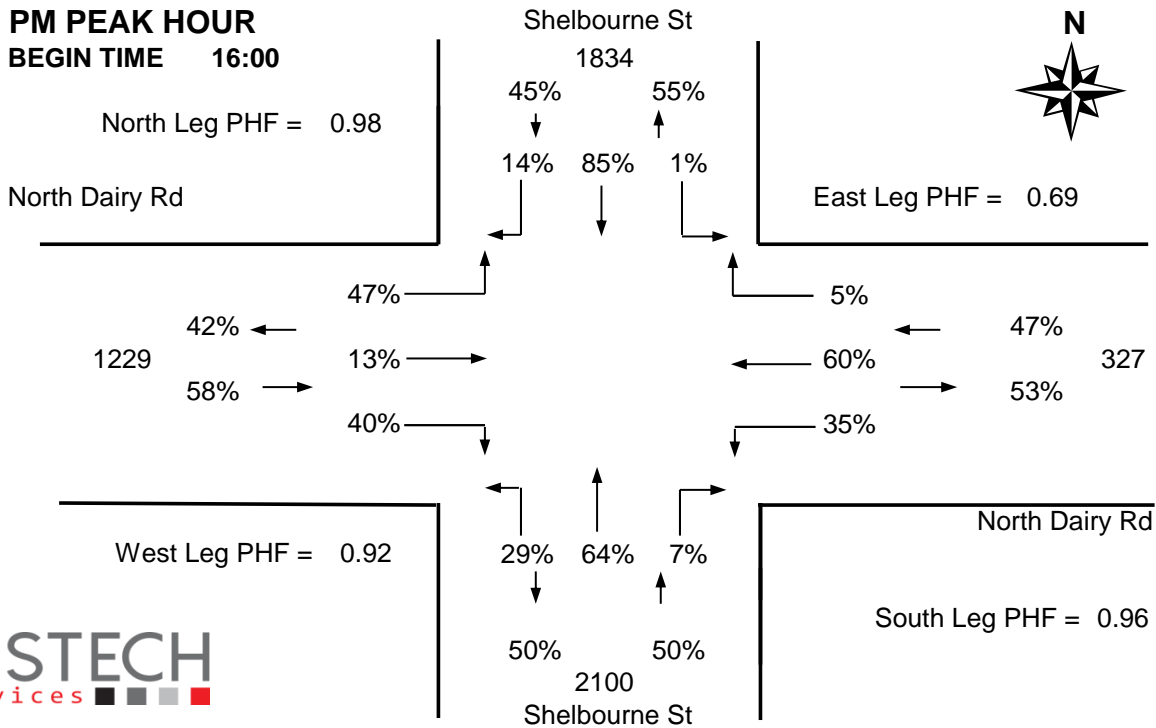
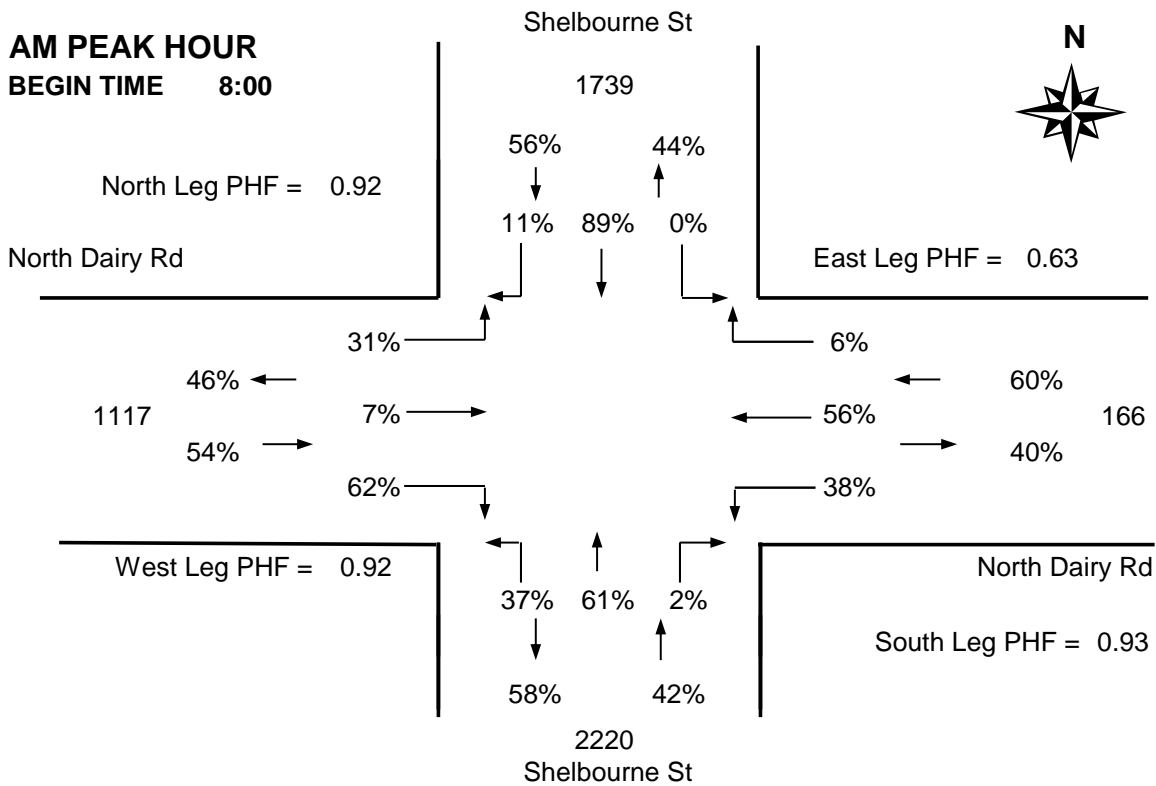


The data presented here is for information purposes only and should not be considered authoritative for construction, geotechnical, engineering, navigational, legal, or other site-specific uses. The information shared is owned by the Transportation Division of the Engineering Department at the District of Saanich. Accuracy is not guaranteed.

DISTRICT OF SAANICH 2017 TRAFFIC COUNTS

Major Route: Shelbourne Street
Minor Route: North Dairy Road
Date: Wednesday, October 18, 2017
Filename: Shelbourne@North Dairy-Oct18-2017.xls

Station #: TIN000077
Intersection Type: 4-leg
East/West Route: North Dairy Road
Weather: Rain and wet



DISTRICT OF SAANICH 2017 TRAFFIC COUNTS

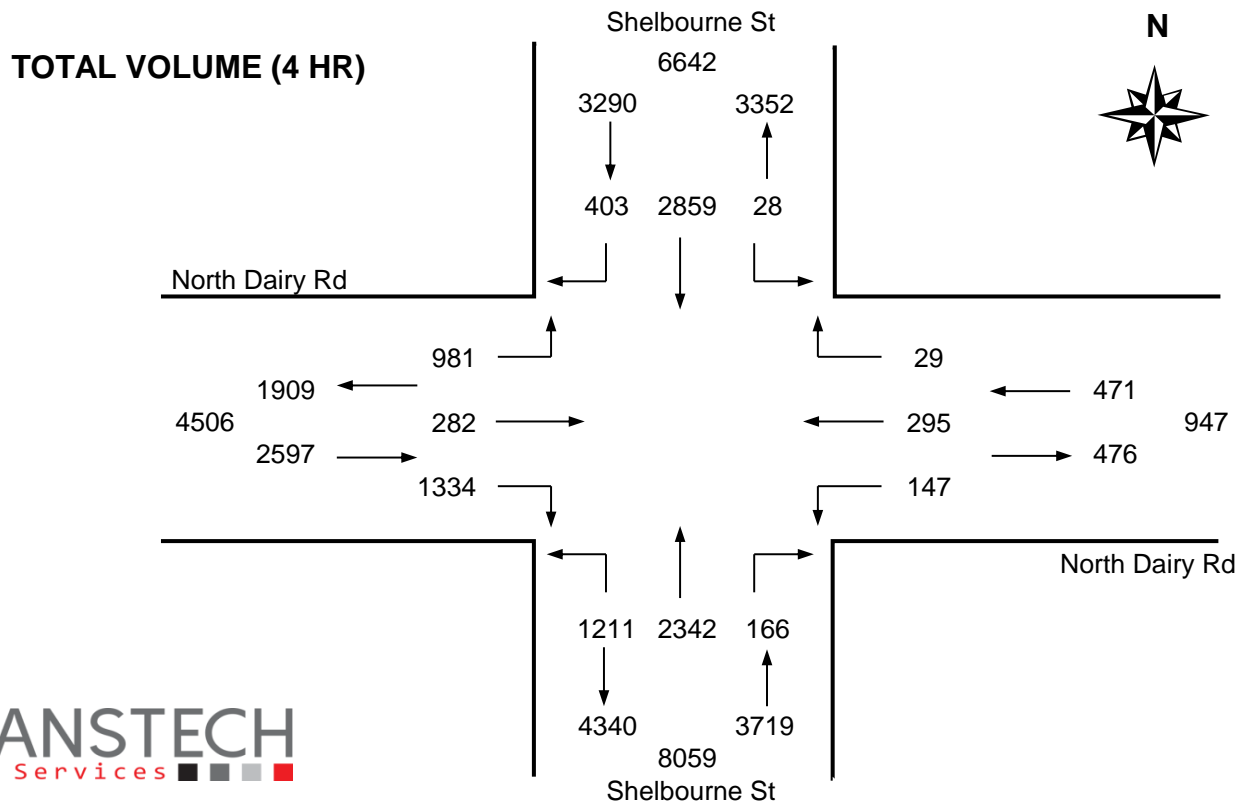
Major Route: Shelbourne Street
Minor Route: North Dairy Road
Date: Wednesday, October 18, 2017
Filename: Shelbourne@North Dairy-Oct18-2017.xls

Station #: TIN000077
Intersection Type: 4-leg
East/West Route: North Dairy Road
Weather: Rain and wet

Comments:

Vehicle Data

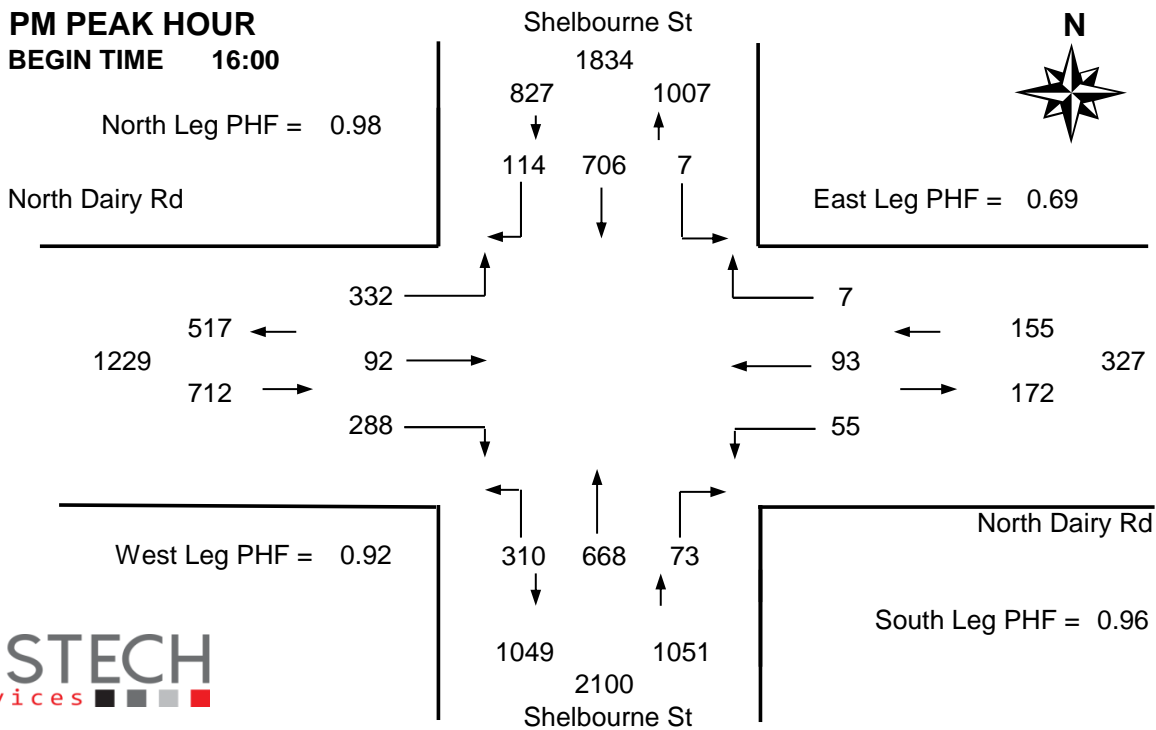
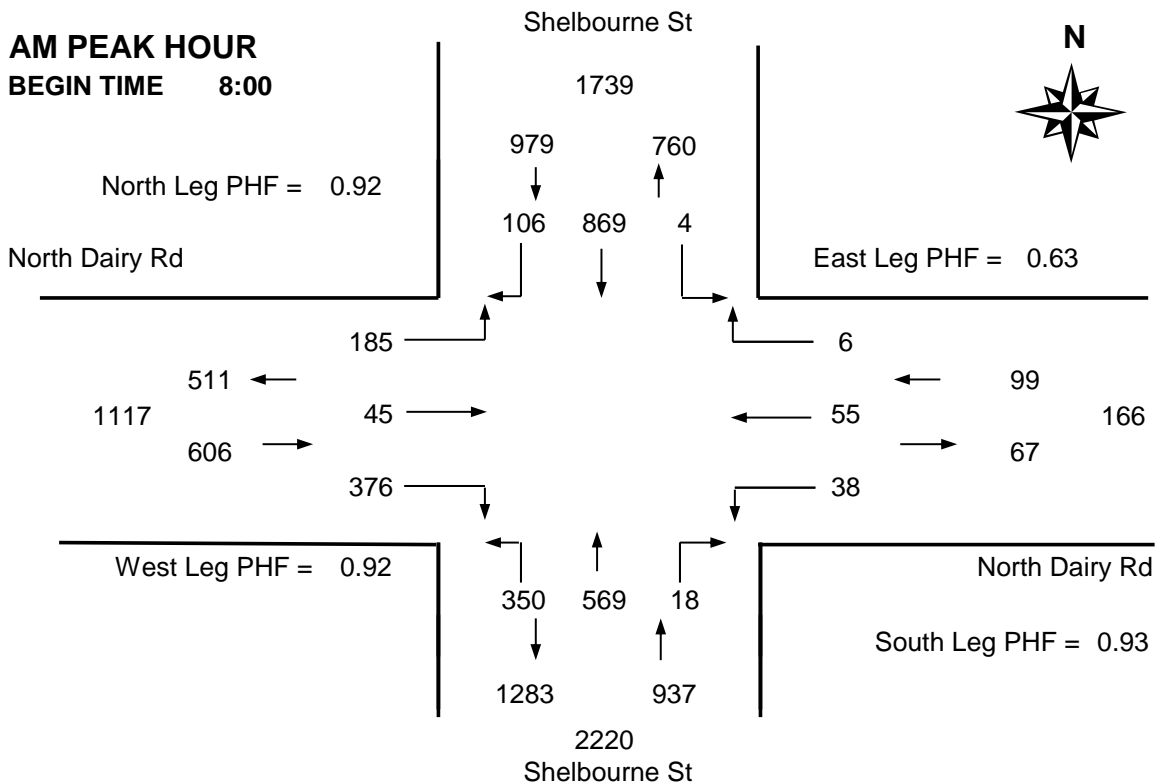
Time Period Starting	Shelbourne St			Shelbourne St			North Dairy Rd			North Dairy Rd			15 Min Total	Hourly Total	Pedestrians			
	From North			From South			From West			From East					N	S	W	E
	Left	Thru	Right	Left	Thru	Right	Left	Thru	Right	Left	Thru	Right						
7:30	3	179	14	74	72	2	18	10	78	4	17	3	474	-	7	2	5	2
7:45	2	177	19	79	103	12	42	24	97	4	23	2	584	-	7	5	1	1
8:00	0	208	23	81	131	3	38	13	114	17	20	2	650 *	-	6	6	7	2
8:15	1	210	22	97	149	5	58	17	89	6	13	2	669 +	2377	2	5	3	0
8:30	2	215	32	83	156	4	44	11	83	6	7	2	645 *	2548	2	3	2	0
8:45	1	236	29	89	133	6	45	4	90	9	15	0	657 *	2621	0	1	5	0
9:00	1	134	24	55	131	7	54	10	103	5	13	2	539	2510	2	5	2	3
9:15	3	162	31	59	107	9	35	8	90	4	16	0	524	2365	0	2	3	0
Total	13	1521	194	617	982	48	334	97	744	55	124	13	4742	-	26	29	28	8
Pk Hr	4	869	106	350	569	18	185	45	376	38	55	6	2621 *	-	10	15	17	2
Pk Hr Factor	0.50	0.92	0.83	0.90	0.91	0.75	0.80	0.66	0.82	0.56	0.69	0.75	0.98	* = Peak hour + = Peak 15 minutes				
	0.92			0.93			0.92			0.63								
15:30	1	162	26	69	141	13	84	20	80	13	21	4	634	-	2	4	6	1
15:45	5	159	28	81	167	5	73	23	75	10	24	4	654	-	0	5	2	4
16:00	3	177	26	83	177	15	63	19	69	23	29	4	688 *	-	5	6	6	1
16:15	0	178	33	73	165	15	88	24	65	13	19	1	674 *	2650	4	4	9	2
16:30	3	172	24	76	162	23	96	23	74	4	23	0	680 *	2696	4	4	6	5
16:45	1	179	31	78	164	20	85	26	80	15	22	2	703 +	2745	6	6	3	2
17:00	2	143	17	66	179	13	70	21	81	10	20	0	622	2679	4	7	3	2
17:15	0	168	24	68	205	14	88	29	66	4	13	1	680	2685	4	2	8	2
Total	15	1338	209	594	1360	118	647	185	590	92	171	16	5335	-	29	38	43	19
Pk Hr	7	706	114	310	668	73	332	92	288	55	93	7	2745 *	-	19	20	24	10
Pk Hr Factor	0.58	0.99	0.86	0.93	0.94	0.79	0.86	0.88	0.90	0.60	0.80	0.44	0.98					
	0.98			0.96			0.92			0.69								



DISTRICT OF SAANICH 2017 TRAFFIC COUNTS

Major Route: Shelbourne Street
Minor Route: North Dairy Road
Date: Wednesday, October 18, 2017
Filename: Shelbourne@North Dairy-Oct18-2017.xls

Station #: TIN000077
Intersection Type: 4-leg
East/West Route: North Dairy Road
Weather: Rain and wet



DISTRICT OF SAANICH 2017 TRAFFIC COUNTS

Major Route: Shelbourne Street
Minor Route: North Dairy Road
Date: Wednesday, October 18, 2017
Filename: Shelbourne@North Dairy-Oct18-2017.xls

Station #: TIN000077
Intersection Type: 4-leg
East/West Route: North Dairy Road
Weather: Rain and wet

Comments:

Bicycle Data

Time Period Starting	Shelbourne St			Shelbourne St			North Dairy Rd			North Dairy Rd			15 Min Total	Hourly Total
	From North			From South			From West			From East				
	Left	Thru	Right	Left	Thru	Right	Left	Thru	Right	Left	Thru	Right		
7:30	0	0	0	0	1	0	2	3	0	0	3	0	9 *	-
7:45	0	0	0	0	1	0	1	1	1	1	4	0	9 *	-
8:00	0	1	0	0	4	0	0	2	0	0	1	0	8 *	-
8:15	0	6	0	0	0	0	0	3	0	0	1	0	10 +	36
8:30	0	4	0	0	0	0	0	3	1	0	0	0	8	35
8:45	0	5	0	0	0	0	1	1	0	1	0	0	8	34
9:00	0	1	0	0	1	0	2	0	0	0	0	0	4	30
9:15	0	0	0	0	1	0	1	0	0	0	0	0	2	22
Total	0	17	0	0	8	0	7	13	2	2	9	0	58	-
Pk Hr	0	7	0	0	6	0	3	9	1	1	9	0	36 *	-
15x4	0	24	0	0	16	0	8	12	4	4	16	0	40 +	-

15:30	0	0	0	0	1	0	0	2	0	0	1	0	4 *	-
15:45	0	2	0	0	0	0	0	1	0	0	2	0	5 *	-
16:00	0	1	0	0	1	1	2	1	0	0	1	0	7 +	-
16:15	0	1	0	0	0	0	1	0	0	0	4	0	6 *	22
16:30	0	1	0	0	0	0	0	1	0	0	1	0	3	21
16:45	0	1	0	0	0	0	1	0	0	0	2	0	4	20
17:00	0	1	1	0	1	1	0	1	0	0	4	0	9	22
17:15	0	1	0	0	1	0	0	1	0	0	0	0	3	19
Total	0	8	1	0	4	2	4	7	0	0	15	0	41	-
Pk Hr	0	4	0	0	2	1	3	4	0	0	8	0	22 *	-
15x4	0	8	0	0	4	4	8	8	0	0	16	0	28 +	-

4 Hr	0	25	1	0	12	2	11	20	2	2	24	0	99	198
------	---	----	---	---	----	---	----	----	---	---	----	---	----	-----

PEAK HOUR SUMMARY

