

Shelbourne Street @ Mortimer Street

Tuesday, October 17, 2017

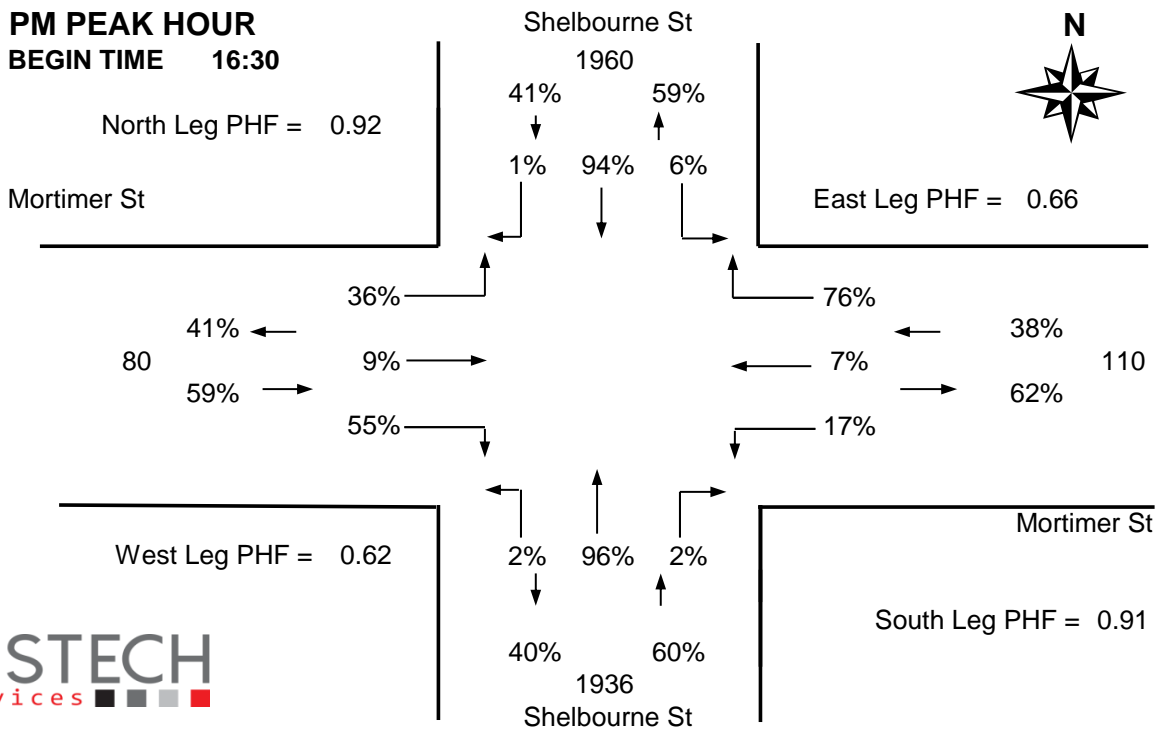
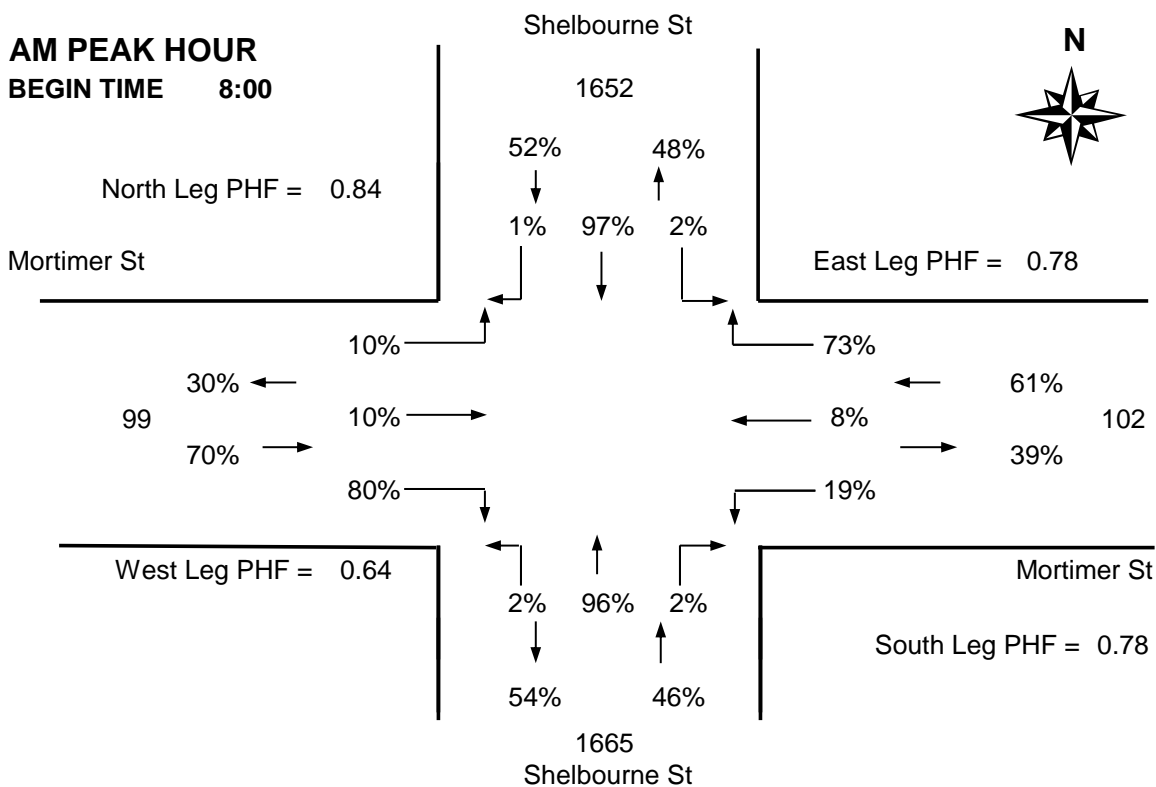


The data presented here is for information purposes only and should not be considered authoritative for construction, geotechnical, engineering, navigational, legal, or other site-specific uses. The information shared is owned by the Transportation Division of the Engineering Department at the District of Saanich. Accuracy is not guaranteed.

DISTRICT OF SAANICH 2017 TRAFFIC COUNTS

Major Route: Shelbourne Street
Minor Route: Mortimer Street
Date: Tuesday, October 17, 2017
Filename: Shelbourne@Mortimer-Oct17-2017.xls

Station #: TIN000149
Intersection Type: 4-leg
East/West Route: Mortimer Street
Weather: Rain and wet



DISTRICT OF SAANICH 2017 TRAFFIC COUNTS

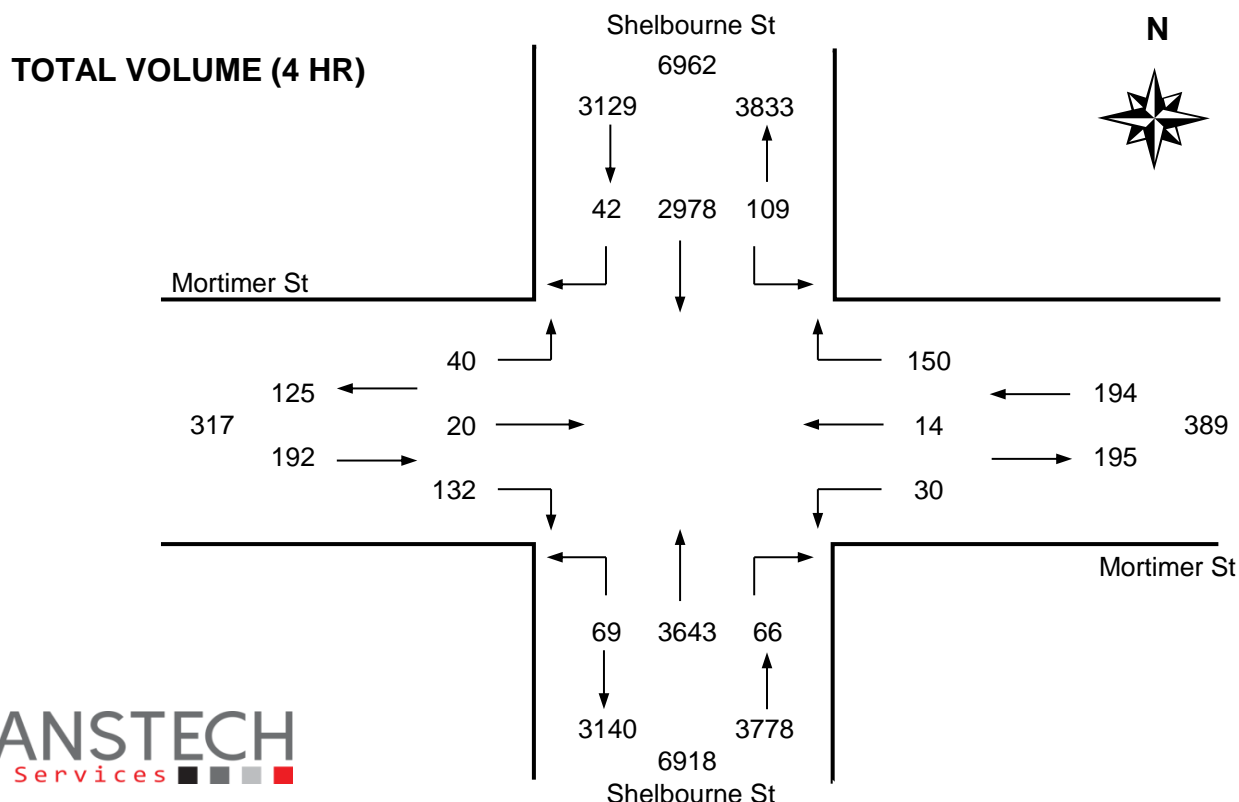
Major Route: Shelbourne Street
Minor Route: Mortimer Street
Date: Tuesday, October 17, 2017
Filename: Shelbourne@Mortimer-Oct17-2017.xls

Station #: TIN000149
Intersection Type: 4-leg
East/West Route: Mortimer Street
Weather: Rain and wet

Comments:

Vehicle Data

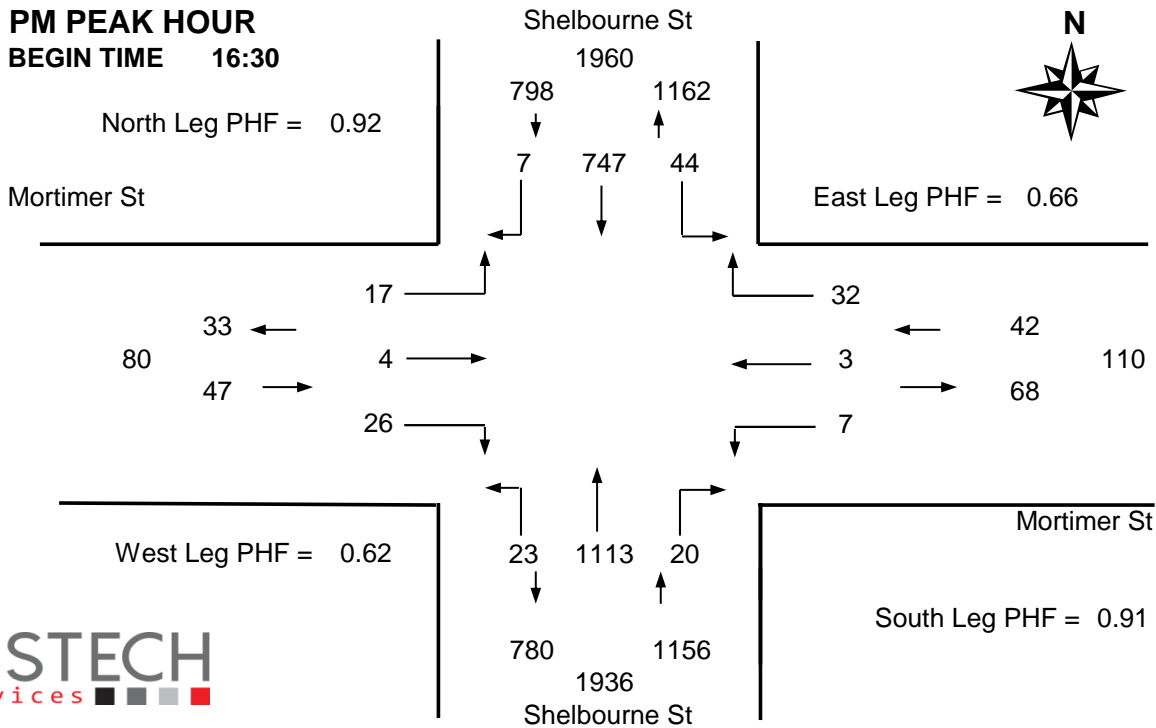
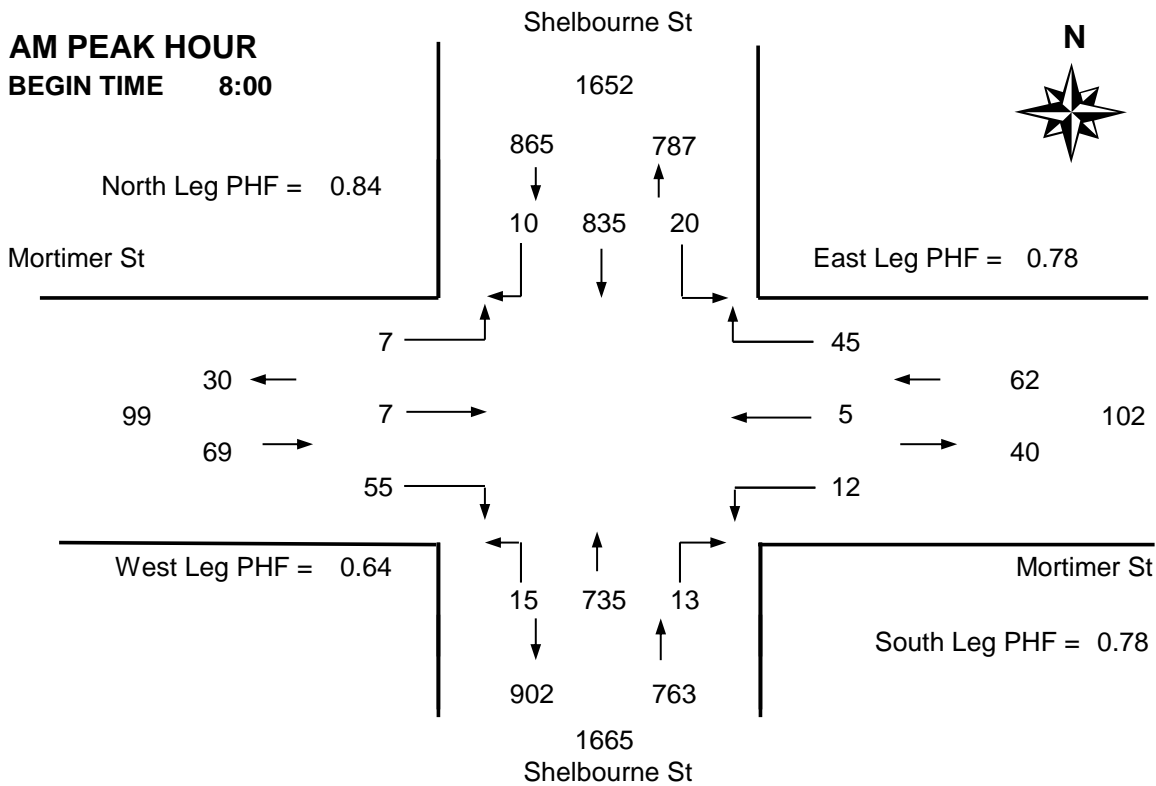
| Time Period Starting | Shelbourne St | | | Shelbourne St | | | Mortimer St | | | Mortimer St | | | 15 Min Total | Hourly Total | Pedestrians | | | |
|----------------------|---------------|-------------|-------------|---------------|-------------|-------------|-------------|-------------|-------------|-------------|-------------|-------------|---------------|--------------------------------------|-------------|-----------|-----------|-----------|
| | From North | | | From South | | | From West | | | From East | | | | | N | S | W | E |
| | Left | Thru | Right | Left | Thru | Right | Left | Thru | Right | Left | Thru | Right | | | | | | |
| 7:30 | 1 | 104 | 4 | 2 | 174 | 1 | 2 | 4 | 10 | 0 | 1 | 7 | 310 | - | 0 | 7 | 4 | 8 |
| 7:45 | 3 | 139 | 1 | 2 | 240 | 2 | 1 | 0 | 6 | 2 | 1 | 9 | 406 | - | 0 | 8 | 6 | 4 |
| 8:00 | 1 | 172 | 4 | 4 | 239 | 1 | 2 | 1 | 9 | 1 | 0 | 9 | 443 * | - | 0 | 7 | 4 | 6 |
| 8:15 | 4 | 220 | 2 | 5 | 144 | 4 | 4 | 2 | 21 | 3 | 2 | 10 | 421 * | 1580 | 1 | 10 | 2 | 1 |
| 8:30 | 8 | 196 | 2 | 1 | 174 | 4 | 1 | 2 | 12 | 6 | 1 | 10 | 417 * | 1687 | 0 | 4 | 1 | 1 |
| 8:45 | 7 | 247 | 2 | 5 | 178 | 4 | 0 | 2 | 13 | 2 | 2 | 16 | 478 + | 1759 | 0 | 10 | 6 | 5 |
| 9:00 | 7 | 213 | 1 | 1 | 146 | 3 | 4 | 1 | 4 | 1 | 2 | 9 | 392 | 1708 | 0 | 5 | 2 | 5 |
| 9:15 | 3 | 192 | 6 | 3 | 161 | 3 | 2 | 0 | 3 | 1 | 0 | 11 | 385 | 1672 | 0 | 4 | 3 | 9 |
| Total | 34 | 1483 | 22 | 23 | 1456 | 22 | 16 | 12 | 78 | 16 | 9 | 81 | 3252 | - | 1 | 55 | 28 | 39 |
| Pk Hr | 20 | 835 | 10 | 15 | 735 | 13 | 7 | 7 | 55 | 12 | 5 | 45 | 1759 * | - | 1 | 31 | 13 | 13 |
| Pk Hr Factor | 0.63 | 0.85 | 0.63 | 0.75 | 0.77 | 0.81 | 0.44 | 0.88 | 0.65 | 0.50 | 0.63 | 0.70 | 0.92 | * = Peak hour + = Peak 15 minutes | | | | |
| | 0.84 | | | 0.78 | | | 0.64 | | | 0.78 | | | | | | | | |
| 15:30 | 13 | 193 | 3 | 7 | 236 | 2 | 2 | 0 | 5 | 2 | 1 | 11 | 475 | - | 1 | 6 | 7 | 4 |
| 15:45 | 9 | 198 | 4 | 5 | 279 | 4 | 0 | 2 | 6 | 2 | 1 | 5 | 515 | - | 0 | 8 | 4 | 5 |
| 16:00 | 5 | 174 | 3 | 4 | 272 | 10 | 2 | 0 | 8 | 2 | 0 | 12 | 492 | - | 0 | 2 | 4 | 10 |
| 16:15 | 4 | 183 | 3 | 7 | 287 | 8 | 3 | 2 | 9 | 1 | 0 | 9 | 516 | 1998 | 0 | 5 | 3 | 6 |
| 16:30 | 4 | 180 | 1 | 9 | 268 | 1 | 2 | 0 | 7 | 2 | 1 | 4 | 479 * | 2002 | 0 | 5 | 5 | 5 |
| 16:45 | 11 | 202 | 3 | 1 | 274 | 7 | 6 | 1 | 5 | 1 | 0 | 8 | 519 * | 2006 | 0 | 4 | 10 | 8 |
| 17:00 | 18 | 180 | 0 | 4 | 270 | 3 | 8 | 3 | 8 | 2 | 1 | 13 | 510 * | 2024 | 1 | 7 | 8 | 8 |
| 17:15 | 11 | 185 | 3 | 9 | 301 | 9 | 1 | 0 | 6 | 2 | 1 | 7 | 535 + | 2043 | 0 | 1 | 8 | 2 |
| Total | 75 | 1495 | 20 | 46 | 2187 | 44 | 24 | 8 | 54 | 14 | 5 | 69 | 4041 | - | 2 | 38 | 49 | 48 |
| Pk Hr | 44 | 747 | 7 | 23 | 1113 | 20 | 17 | 4 | 26 | 7 | 3 | 32 | 2043 * | - | 1 | 17 | 31 | 23 |
| Pk Hr Factor | 0.61 | 0.92 | 0.58 | 0.64 | 0.92 | 0.56 | 0.53 | 0.33 | 0.81 | 0.88 | 0.75 | 0.62 | 0.95 | | | | | |
| | 0.92 | | | 0.91 | | | 0.62 | | | 0.66 | | | | | | | | |



DISTRICT OF SAANICH 2017 TRAFFIC COUNTS

Major Route: Shelbourne Street
Minor Route: Mortimer Street
Date: Tuesday, October 17, 2017
Filename: Shelbourne@Mortimer-Oct17-2017.xls

Station #: TIN000149
Intersection Type: 4-leg
East/West Route: Mortimer Street
Weather: Rain and wet



DISTRICT OF SAANICH 2017 TRAFFIC COUNTS

Major Route: Shelbourne Street
Minor Route: Mortimer Street
Date: Tuesday, October 17, 2017
Filename: Shelbourne@Mortimer-Oct17-2017.xls

Station #: TIN000149
Intersection Type: 4-leg
East/West Route: Mortimer Street
Weather: Rain and wet

Comments:

Bicycle Data

| Time Period Starting | Shelbourne St | | | Shelbourne St | | | Mortimer St | | | Mortimer St | | | 15 Min Total | Hourly Total |
|----------------------|---------------|-----------|----------|---------------|----------|----------|-------------|-----------|----------|-------------|----------|----------|--------------|--------------|
| | From North | | | From South | | | From West | | | From East | | | | |
| | Left | Thru | Right | Left | Thru | Right | Left | Thru | Right | Left | Thru | Right | | |
| 7:30 | 0 | 0 | 0 | 0 | 1 | 0 | 0 | 1 | 1 | 0 | 0 | 0 | 3 | - |
| 7:45 | 0 | 1 | 0 | 1 | 2 | 0 | 0 | 1 | 0 | 0 | 0 | 0 | 5 | - |
| 8:00 | 0 | 2 | 1 | 0 | 1 | 0 | 1 | 1 | 0 | 0 | 0 | 0 | 6 | - |
| 8:15 | 0 | 1 | 0 | 0 | 0 | 0 | 0 | 3 | 0 | 0 | 1 | 0 | 5 | 19 |
| 8:30 | 0 | 1 | 0 | 0 | 0 | 0 | 0 | 2 | 0 | 0 | 1 | 0 | 4 * | 20 |
| 8:45 | 0 | 2 | 0 | 0 | 0 | 0 | 0 | 3 | 0 | 0 | 0 | 0 | 5 * | 20 |
| 9:00 | 0 | 3 | 0 | 0 | 1 | 0 | 0 | 1 | 0 | 0 | 0 | 0 | 5 * | 19 |
| 9:15 | 2 | 2 | 1 | 0 | 0 | 0 | 0 | 2 | 0 | 0 | 0 | 0 | 7 + | 21 |
| Total | 2 | 12 | 2 | 1 | 5 | 0 | 1 | 14 | 1 | 0 | 2 | 0 | 40 | - |
| Pk Hr | 2 | 8 | 1 | 0 | 1 | 0 | 0 | 8 | 0 | 0 | 1 | 0 | 21 * | - |
| 15x4 | 8 | 12 | 4 | 0 | 4 | 0 | 0 | 12 | 0 | 0 | 4 | 0 | 28 + | - |

| | | | | | | | | | | | | | | |
|--------------|----------|-----------|----------|----------|-----------|----------|----------|----------|----------|----------|-----------|----------|-----------|----------|
| 15:30 | 0 | 0 | 0 | 0 | 5 | 0 | 0 | 1 | 0 | 0 | 0 | 0 | 6 * | - |
| 15:45 | 0 | 2 | 0 | 0 | 2 | 0 | 0 | 2 | 0 | 0 | 3 | 0 | 9 * | - |
| 16:00 | 0 | 2 | 0 | 0 | 0 | 1 | 0 | 3 | 0 | 1 | 3 | 0 | 10 * | - |
| 16:15 | 0 | 3 | 1 | 0 | 5 | 0 | 0 | 1 | 0 | 0 | 1 | 1 | 12 + | 37 |
| 16:30 | 0 | 0 | 0 | 0 | 3 | 0 | 0 | 0 | 0 | 0 | 0 | 2 | 5 | 36 |
| 16:45 | 0 | 1 | 0 | 0 | 1 | 0 | 0 | 1 | 0 | 0 | 3 | 1 | 7 | 34 |
| 17:00 | 0 | 2 | 0 | 0 | 4 | 1 | 0 | 0 | 0 | 0 | 0 | 0 | 7 | 31 |
| 17:15 | 2 | 0 | 0 | 0 | 6 | 0 | 0 | 1 | 0 | 0 | 1 | 1 | 11 | 30 |
| Total | 2 | 10 | 1 | 0 | 26 | 2 | 0 | 9 | 0 | 1 | 11 | 5 | 67 | - |
| Pk Hr | 0 | 7 | 1 | 0 | 12 | 1 | 0 | 7 | 0 | 1 | 7 | 1 | 37 * | - |
| 15x4 | 0 | 12 | 4 | 0 | 20 | 4 | 0 | 12 | 0 | 4 | 12 | 4 | 48 + | - |

| | | | | | | | | | | | | | | |
|------|---|----|---|---|----|---|---|----|---|---|----|---|-----|-----|
| 4 Hr | 4 | 22 | 3 | 1 | 31 | 2 | 1 | 23 | 1 | 1 | 13 | 5 | 107 | 214 |
|------|---|----|---|---|----|---|---|----|---|---|----|---|-----|-----|

PEAK HOUR SUMMARY

