

Shelbourne Street @ McRae Avenue

Thursday, October 19, 2017

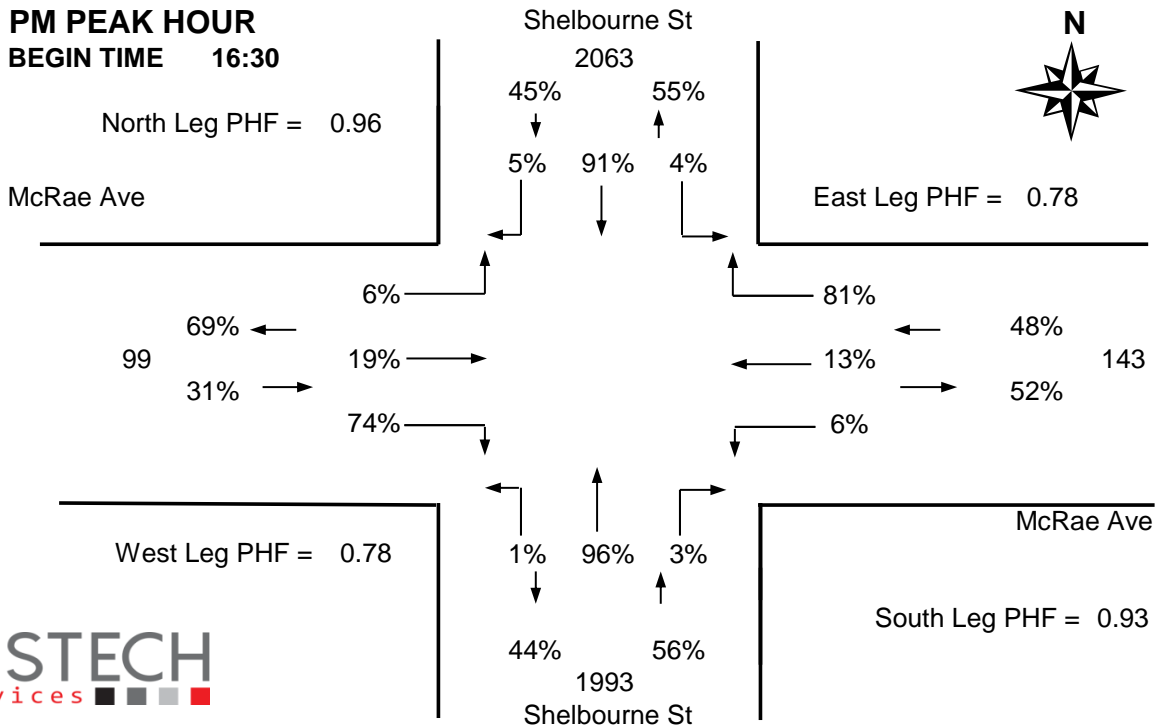
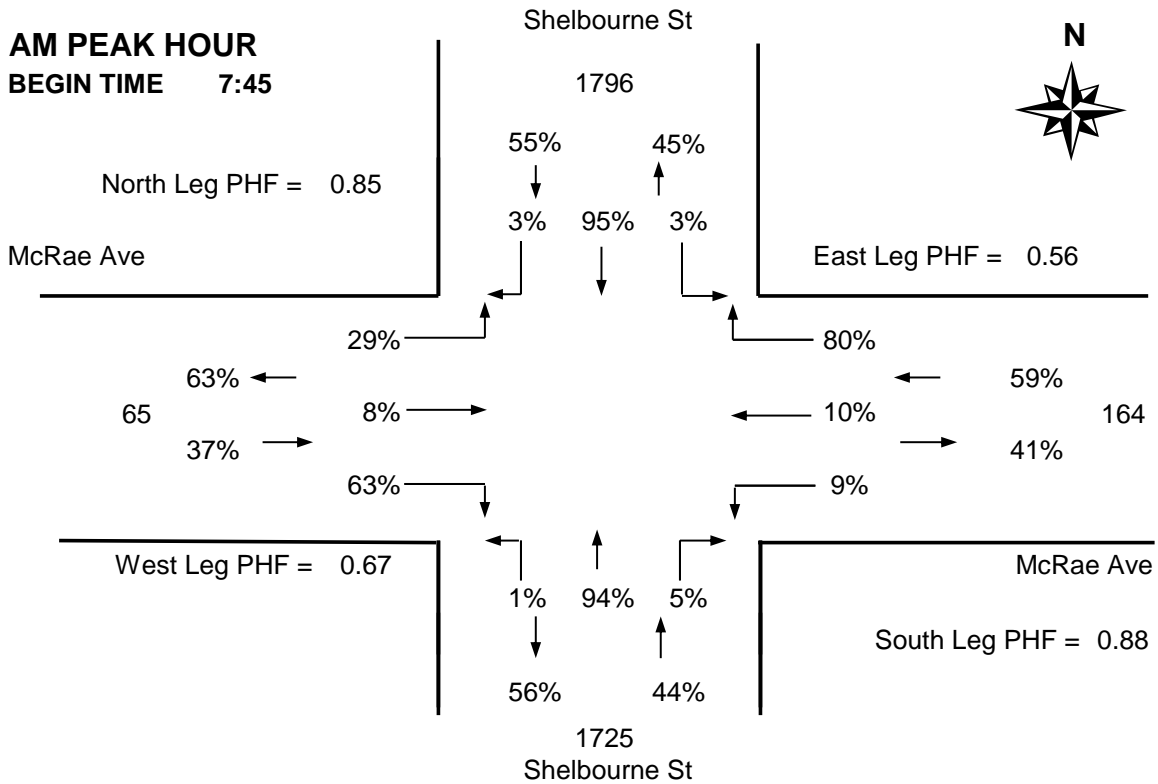


The data presented here is for information purposes only and should not be considered authoritative for construction, geotechnical, engineering, navigational, legal, or other site-specific uses. The information shared is owned by the Transportation Division of the Engineering Department at the District of Saanich. Accuracy is not guaranteed.

DISTRICT OF SAANICH 2017 TRAFFIC COUNTS

Major Route: Shelbourne Street
Minor Route: McRae Avenue
Date: Thursday, October 19, 2017
Filename: Shelbourne@McRae-Oct19-2017.xls

Station #: TIN000057
Intersection Type: 4-leg
East/West Route: McRae Avenue
Weather: Rain and wet



DISTRICT OF SAANICH 2017 TRAFFIC COUNTS

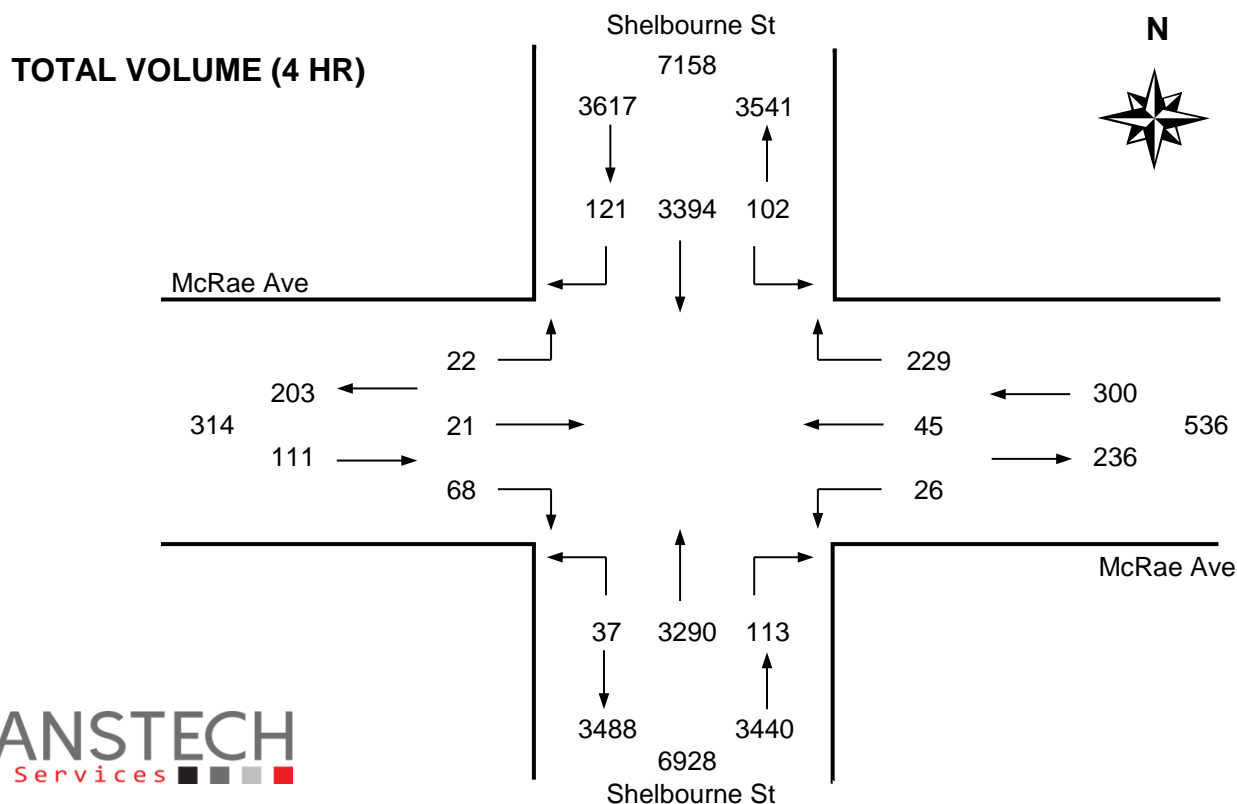
Major Route: Shelbourne Street
Minor Route: McRae Avenue
Date: Thursday, October 19, 2017
Filename: Shelbourne@McRae-Oct19-2017.xls

Station #: TIN000057
Intersection Type: 4-leg
East/West Route: McRae Avenue
Weather: Rain and wet

Comments:

Vehicle Data

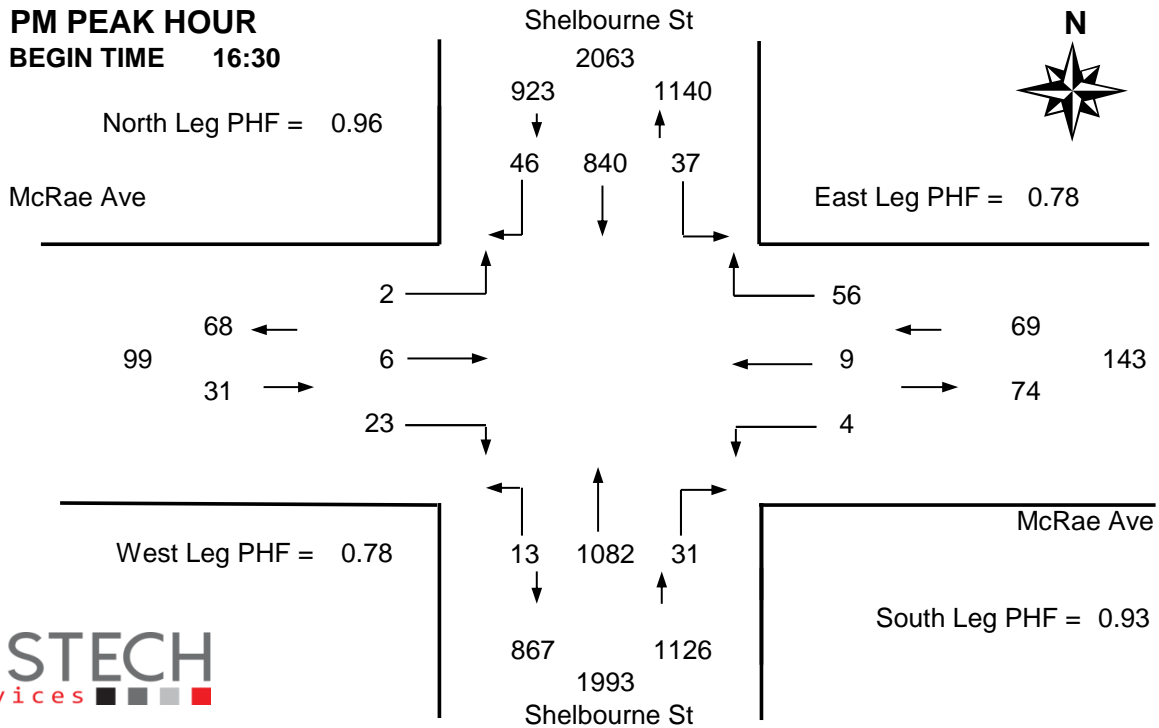
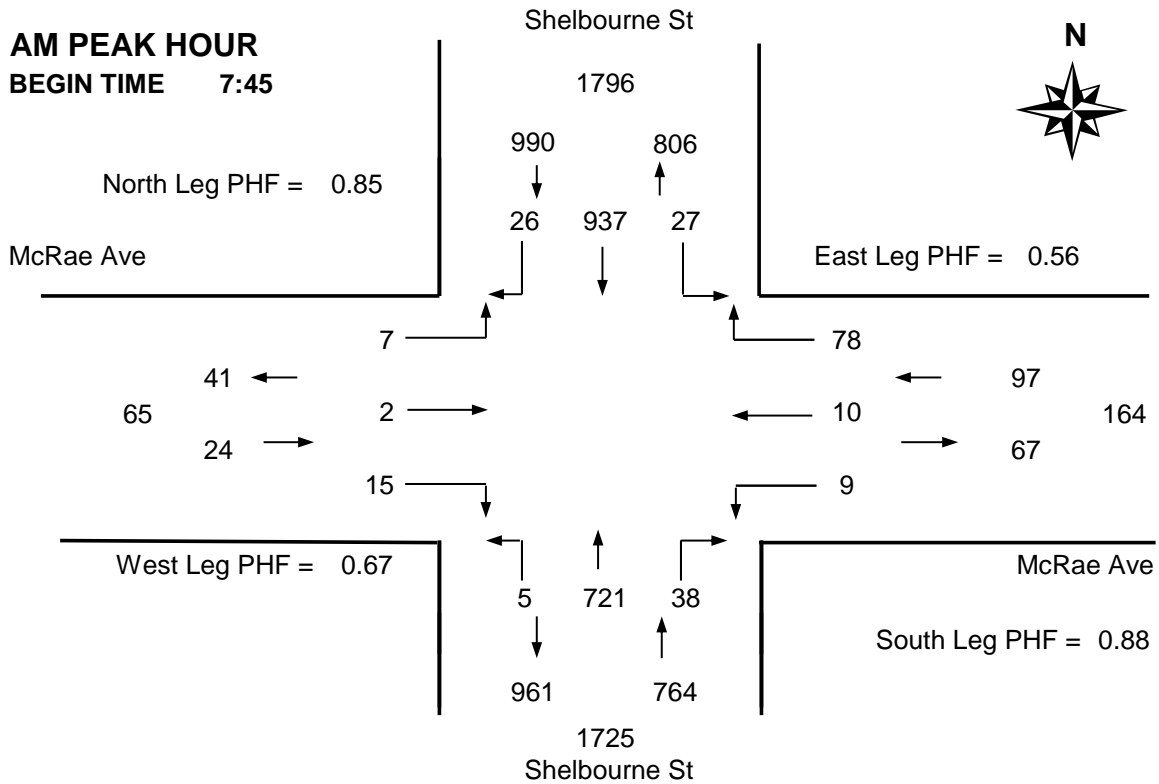
Time Period Starting	Shelbourne St			Shelbourne St			McRae Ave			McRae Ave			15 Min Total	Hourly Total	Pedestrians			
	From North			From South			From West			From East					N	S	W	E
	Left	Thru	Right	Left	Thru	Right	Left	Thru	Right	Left	Thru	Right						
7:30	2	173	3	1	92	6	0	1	2	2	1	11	294	-	1	0	1	3
7:45	10	275	5	1	191	19	0	1	4	5	4	34	549 +	-	6	0	2	6
8:00	9	201	9	1	173	8	4	0	2	1	3	22	433 *	-	10	0	2	2
8:15	3	203	5	3	206	7	3	1	5	3	0	9	448 *	1724	6	0	7	1
8:30	5	258	7	0	151	4	0	0	4	0	3	13	445 *	1875	3	0	2	0
8:45	6	226	8	2	154	6	4	3	2	1	1	6	419	1745	1	0	2	1
9:00	5	201	2	3	131	7	0	2	4	0	1	4	360	1672	4	0	2	4
9:15	1	198	4	0	142	3	1	0	5	1	5	3	363	1587	3	0	3	1
Total	41	1735	43	11	1240	60	12	8	28	13	18	102	3311	-	34	0	21	18
Pk Hr	27	937	26	5	721	38	7	2	15	9	10	78	1875 *	-	25	0	13	9
Pk Hr Factor	0.68	0.85	0.72	0.42	0.88	0.50	0.44	0.50	0.75	0.45	0.63	0.57	0.85	* = Peak hour + = Peak 15 minutes				
	0.85			0.88			0.67			0.56								
15:30	7	187	8	4	224	6	2	3	4	4	6	20	475	-	9	0	5	3
15:45	9	223	8	4	232	2	2	3	4	2	5	18	512	-	11	0	8	2
16:00	4	193	7	3	248	6	3	1	5	1	3	21	495	-	4	0	6	4
16:15	4	216	9	2	264	8	1	0	4	2	4	12	526	2008	3	0	4	2
16:30	8	212	6	3	258	8	1	1	4	0	5	17	523 *	2056	3	3	2	2
16:45	8	213	19	3	275	9	1	1	4	0	0	11	544 *	2088	3	3	4	0
17:00	14	215	8	4	259	4	0	2	8	2	2	11	529 *	2122	2	3	0	4
17:15	7	200	13	3	290	10	0	2	7	2	2	17	553 +	2149	6	0	5	5
Total	61	1659	78	26	2050	53	10	13	40	13	27	127	4157	-	41	9	34	22
Pk Hr	37	840	46	13	1082	31	2	6	23	4	9	56	2149 *	-	14	9	11	11
Pk Hr Factor	0.66	0.98	0.61	0.81	0.93	0.78	0.50	0.75	0.72	0.50	0.45	0.82	0.97					
	0.96			0.93			0.78			0.78								



DISTRICT OF SAANICH 2017 TRAFFIC COUNTS

Major Route: Shelbourne Street
Minor Route: McRae Avenue
Date: Thursday, October 19, 2017
Filename: Shelbourne@McRae-Oct19-2017.xls

Station #: TIN000057
Intersection Type: 4-leg
East/West Route: McRae Avenue
Weather: Rain and wet



DISTRICT OF SAANICH 2017 TRAFFIC COUNTS

Major Route: Shelbourne Street
Minor Route: McRae Avenue
Date: Thursday, October 19, 2017
Filename: Shelbourne@McRae-Oct19-2017.xls

Station #: TIN000057
Intersection Type: 4-leg
East/West Route: McRae Avenue
Weather: Rain and wet

Comments:

Bicycle Data

Time Period Starting	Shelbourne St			Shelbourne St			McRae Ave			McRae Ave			15 Min Total	Hourly Total
	From North			From South			From West			From East				
	Left	Thru	Right	Left	Thru	Right	Left	Thru	Right	Left	Thru	Right		
7:30	0	2	0	0	3	0	0	0	0	0	0	0	5	-
7:45	0	0	0	0	4	0	0	0	0	0	0	0	4	-
8:00	0	1	0	0	2	0	1	3	0	0	0	0	7 +	-
8:15	0	3	0	0	2	0	0	0	0	0	0	0	5 *	21
8:30	0	6	0	0	1	0	0	0	0	0	0	0	7 *	23
8:45	0	4	0	0	1	0	0	0	0	0	0	0	5 *	24
9:00	0	1	0	0	2	0	0	0	0	0	0	0	3	20
9:15	0	1	0	0	0	0	0	0	0	0	0	0	1	16
Total	0	18	0	0	15	0	1	3	0	0	0	0	37	-
Pk Hr	0	14	0	0	6	0	1	3	0	0	0	0	24 *	-
15x4	0	24	0	0	8	0	4	12	0	0	0	0	28 +	-

15:30	0	2	0	0	3	0	0	0	0	0	0	0	5	-
15:45	0	0	0	0	1	0	0	0	0	0	0	0	1	-
16:00	0	1	0	0	3	0	0	0	0	0	0	0	4	-
16:15	0	4	0	0	0	0	0	0	0	0	0	0	4 *	14
16:30	0	2	0	0	3	0	0	0	0	0	1	0	6 *	15
16:45	0	3	0	0	2	0	0	0	0	0	2	0	7 +	21
17:00	0	2	0	0	3	0	0	0	0	0	0	0	5 *	22
17:15	0	0	0	1	1	0	0	0	0	0	1	0	3	21
Total	0	14	0	1	16	0	0	0	0	0	4	0	35	-
Pk Hr	0	11	0	0	8	0	0	0	0	0	3	0	22 *	-
15x4	0	16	0	0	12	0	0	0	0	0	8	0	28 +	-

4 Hr	0	32	0	1	31	0	1	3	0	0	4	0	72	144
------	---	----	---	---	----	---	---	---	---	---	---	---	----	-----

PEAK HOUR SUMMARY

