

Shelbourne Street @ Kenmore Road

Tuesday, October 17, 2017

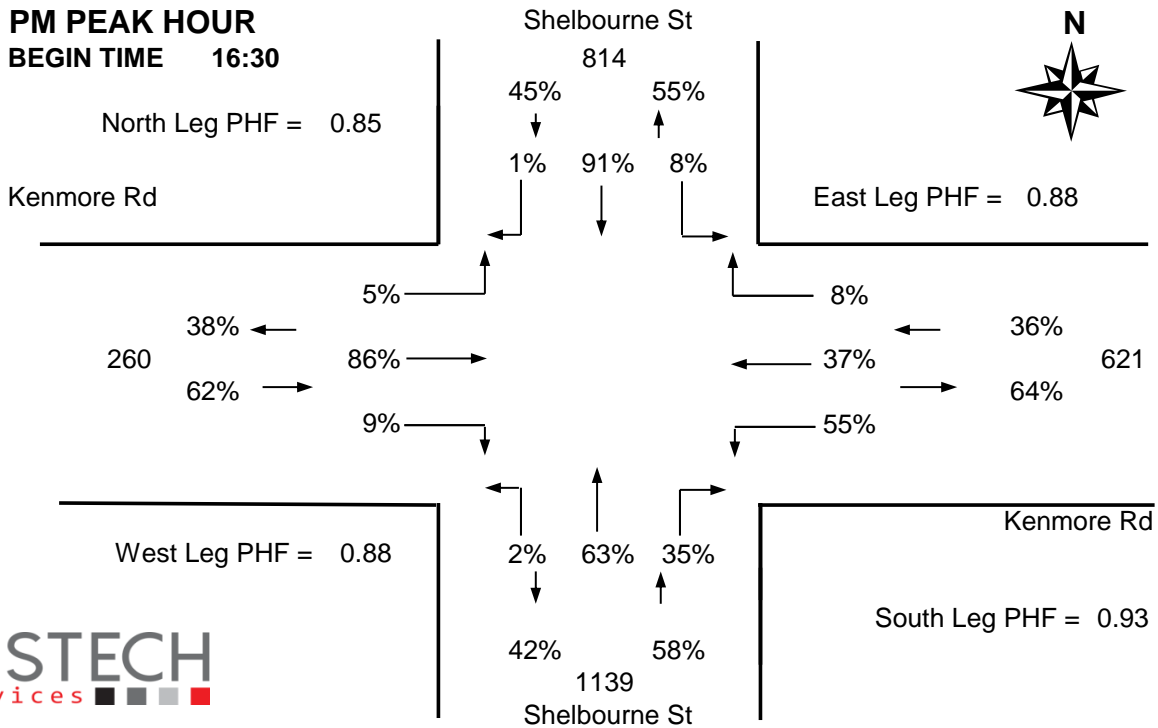
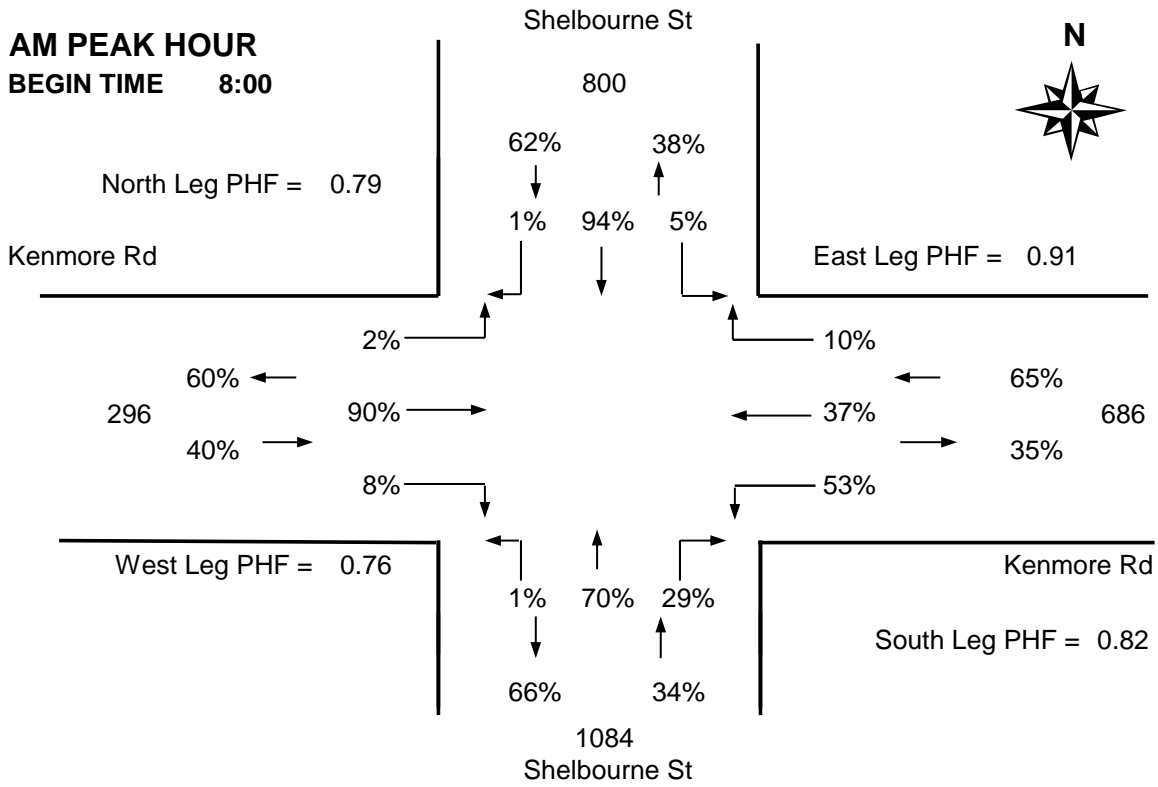


The data presented here is for information purposes only and should not be considered authoritative for construction, geotechnical, engineering, navigational, legal, or other site-specific uses. The information shared is owned by the Transportation Division of the Engineering Department at the District of Saanich. Accuracy is not guaranteed.

DISTRICT OF SAANICH 2017 TRAFFIC COUNTS

Major Route: Shelbourne Street
Minor Route: Kenmore Road
Date: Tuesday, October 17, 2017
Filename: Shelbourne@Kenmore-Oct17-2017.xls

Station #: TIN000537
Intersection Type: 4-leg
East/West Route: Kenmore Road
Weather: Rain and wet



DISTRICT OF SAANICH 2017 TRAFFIC COUNTS

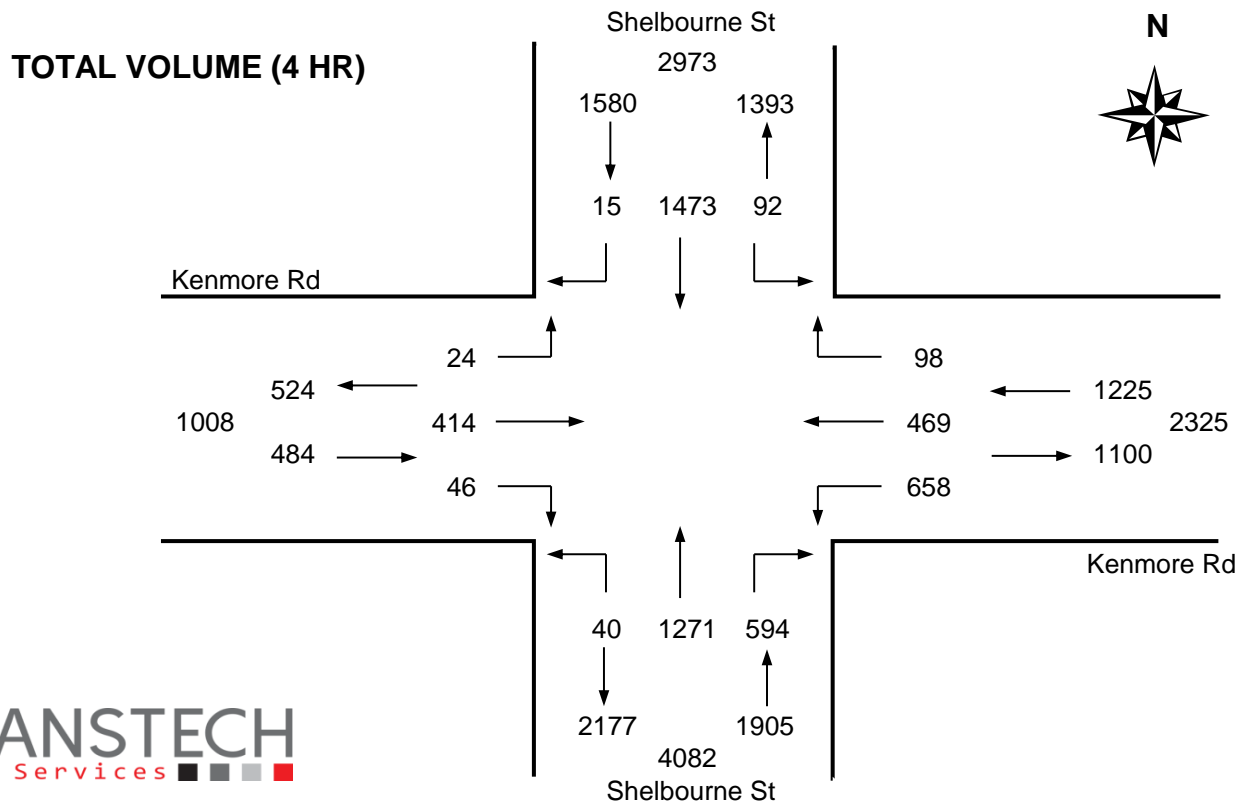
Major Route: Shelbourne Street
Minor Route: Kenmore Road
Date: Tuesday, October 17, 2017
Filename: Shelbourne@Kenmore-Oct17-2017.xls

Station #: TIN000537
Intersection Type: 4-leg
East/West Route: Kenmore Road
Weather: Rain and wet

Comments:

Vehicle Data

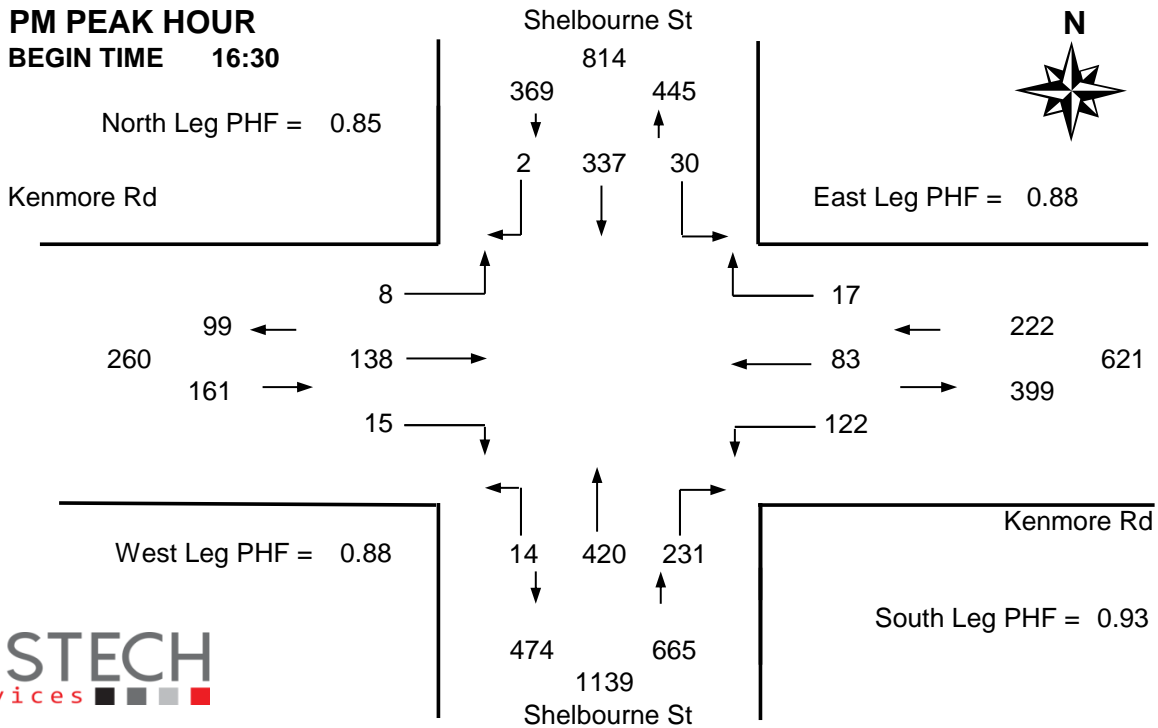
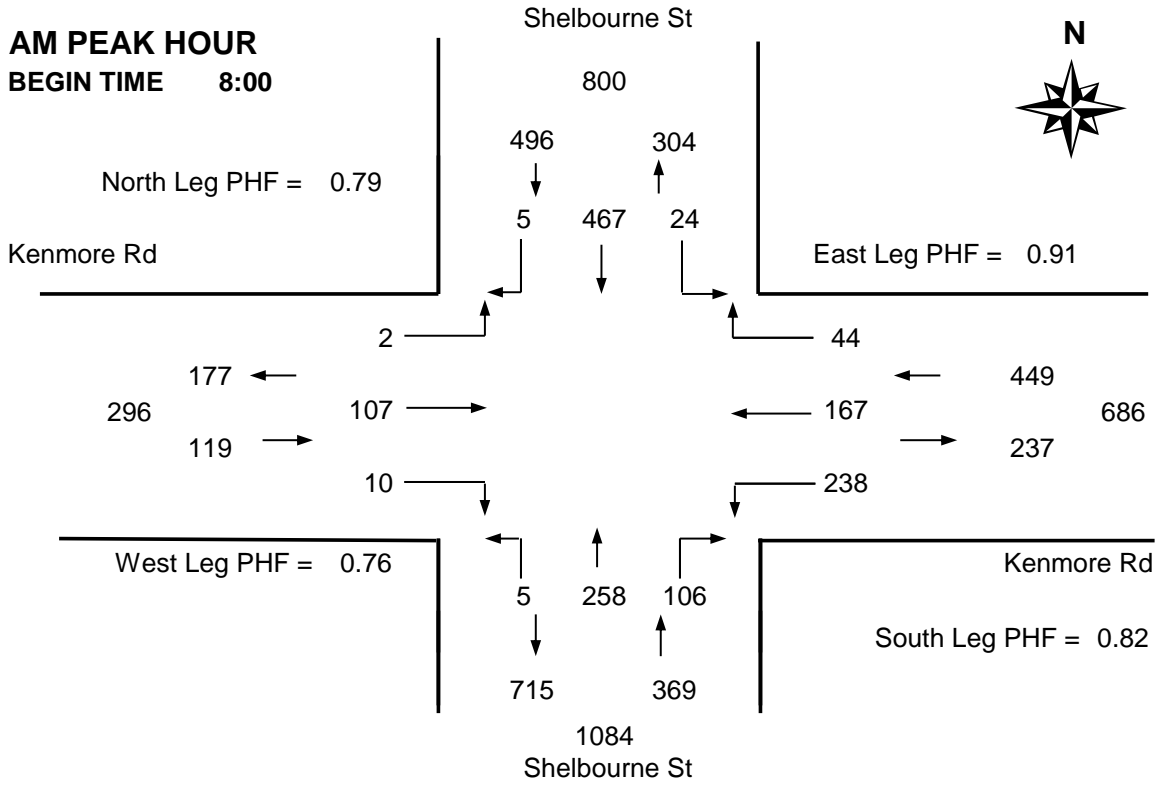
Time Period Starting	Shelbourne St			Shelbourne St			Kenmore Rd			Kenmore Rd			15 Min Total	Hourly Total	Pedestrians			
	From North			From South			From West			From East					N	S	W	E
	Left	Thru	Right	Left	Thru	Right	Left	Thru	Right	Left	Thru	Right						
7:30	1	78	5	0	51	9	0	17	1	53	38	4	257	-	1	1	6	0
7:45	6	110	0	2	46	15	1	8	1	49	52	10	300	-	5	1	6	0
8:00	5	111	0	3	62	13	0	14	3	49	34	9	303 *	-	9	0	8	7
8:15	8	145	3	1	61	26	0	32	3	58	41	12	390 +	1250	5	0	6	2
8:30	6	103	1	1	68	44	1	36	2	63	44	15	384 *	1377	2	1	2	1
8:45	5	108	1	0	67	23	1	25	2	68	48	8	356 *	1433	1	1	1	6
9:00	1	103	0	5	48	23	1	10	1	39	30	5	266	1396	2	0	2	2
9:15	3	75	0	1	40	10	1	10	6	38	14	2	200	1206	1	0	2	0
Total	35	833	10	13	443	163	5	152	19	417	301	65	2456	-	26	4	33	18
Pk Hr	24	467	5	5	258	106	2	107	10	238	167	44	1433 *	-	17	2	17	16
Pk Hr Factor	0.75	0.81	0.42	0.42	0.95	0.60	0.50	0.74	0.83	0.88	0.87	0.73	0.92	* = Peak hour + = Peak 15 minutes				
	0.79			0.82			0.76			0.91								
15:30	6	79	1	2	107	63	4	29	1	25	20	6	343	-	6	4	0	0
15:45	9	76	0	5	102	37	4	32	2	27	23	3	320	-	4	1	0	0
16:00	6	81	1	5	101	56	0	28	4	38	22	6	348	-	4	2	4	0
16:15	6	67	1	1	98	44	3	35	5	29	20	1	310	1321	1	2	1	0
16:30	4	79	0	3	111	65	2	34	6	30	28	5	367 *	1345	6	6	1	0
16:45	12	96	0	3	117	54	0	34	2	29	20	5	372 +	1397	1	0	2	0
17:00	6	76	1	6	105	50	3	33	1	25	20	4	330 *	1379	1	4	2	0
17:15	8	86	1	2	87	62	3	37	6	38	15	3	348 *	1417	3	9	3	0
Total	57	640	5	27	828	431	19	262	27	241	168	33	2738	-	26	28	13	0
Pk Hr	30	337	2	14	420	231	8	138	15	122	83	17	1417 *	-	11	19	8	0
Pk Hr Factor	0.63	0.88	0.50	0.58	0.90	0.89	0.67	0.93	0.63	0.80	0.74	0.85	0.95					
	0.85			0.93			0.88			0.88								



DISTRICT OF SAANICH 2017 TRAFFIC COUNTS

Major Route: Shelbourne Street
Minor Route: Kenmore Road
Date: Tuesday, October 17, 2017
Filename: Shelbourne@Kenmore-Oct17-2017.xls

Station #: TIN000537
Intersection Type: 4-leg
East/West Route: Kenmore Road
Weather: Rain and wet



DISTRICT OF SAANICH 2017 TRAFFIC COUNTS

Major Route: Shelbourne Street
Minor Route: Kenmore Road
Date: Tuesday, October 17, 2017
Filename: Shelbourne@Kenmore-Oct17-2017.xls

Station #: TIN000537
Intersection Type: 4-leg
East/West Route: Kenmore Road
Weather: Rain and wet

Comments:

Bicycle Data

Time Period Starting	Shelbourne St			Shelbourne St			Kenmore Rd			Kenmore Rd			15 Min Total	Hourly Total
	From North			From South			From West			From East				
	Left	Thru	Right	Left	Thru	Right	Left	Thru	Right	Left	Thru	Right		
7:30	0	2	0	0	0	0	0	0	0	0	0	0	2	-
7:45	0	0	0	0	1	0	0	0	0	0	0	0	1	-
8:00	0	2	0	0	0	0	0	0	0	0	1	0	3 +	-
8:15	0	0	0	0	0	0	0	0	0	2	0	0	2 *	8
8:30	0	1	0	0	0	0	0	0	0	1	1	0	3 *	9
8:45	0	1	0	0	1	0	0	1	0	0	0	0	3 *	11
9:00	0	1	0	0	0	0	0	0	0	0	0	0	1	9
9:15	0	1	1	0	0	0	0	0	0	0	0	0	2	9
Total	0	8	1	0	2	0	0	1	0	3	2	0	17	-
Pk Hr	0	4	0	0	1	0	0	1	0	3	2	0	11 *	-
15x4	0	8	0	0	4	0	0	4	0	8	4	0	12 +	-

15:30	0	0	0	0	3	0	0	0	0	0	0	0	3	-
15:45	0	1	0	0	2	0	0	0	0	0	0	0	3	-
16:00	0	0	0	0	1	0	0	0	0	0	0	0	1	-
16:15	0	0	0	0	3	0	0	0	0	0	0	0	3	10
16:30	0	0	0	0	2	0	0	0	0	0	0	0	2 *	9
16:45	1	0	0	0	0	0	0	0	0	1	1	0	3 *	9
17:00	0	0	0	0	2	1	0	0	0	0	0	0	3 *	11
17:15	0	4	0	0	3	1	0	0	0	0	0	0	8 +	16
Total	1	5	0	0	16	2	0	0	0	1	1	0	26	-
Pk Hr	1	4	0	0	7	2	0	0	0	1	1	0	16 *	-
15x4	4	16	0	0	12	4	0	0	0	4	4	0	32 +	-

4 Hr	1	13	1	0	18	2	0	1	0	4	3	0	43	86
-------------	----------	-----------	----------	----------	-----------	----------	----------	----------	----------	----------	----------	----------	-----------	-----------

PEAK HOUR SUMMARY

