

Shelbourne Street @ Feltham Road

Wednesday, March 01, 2017

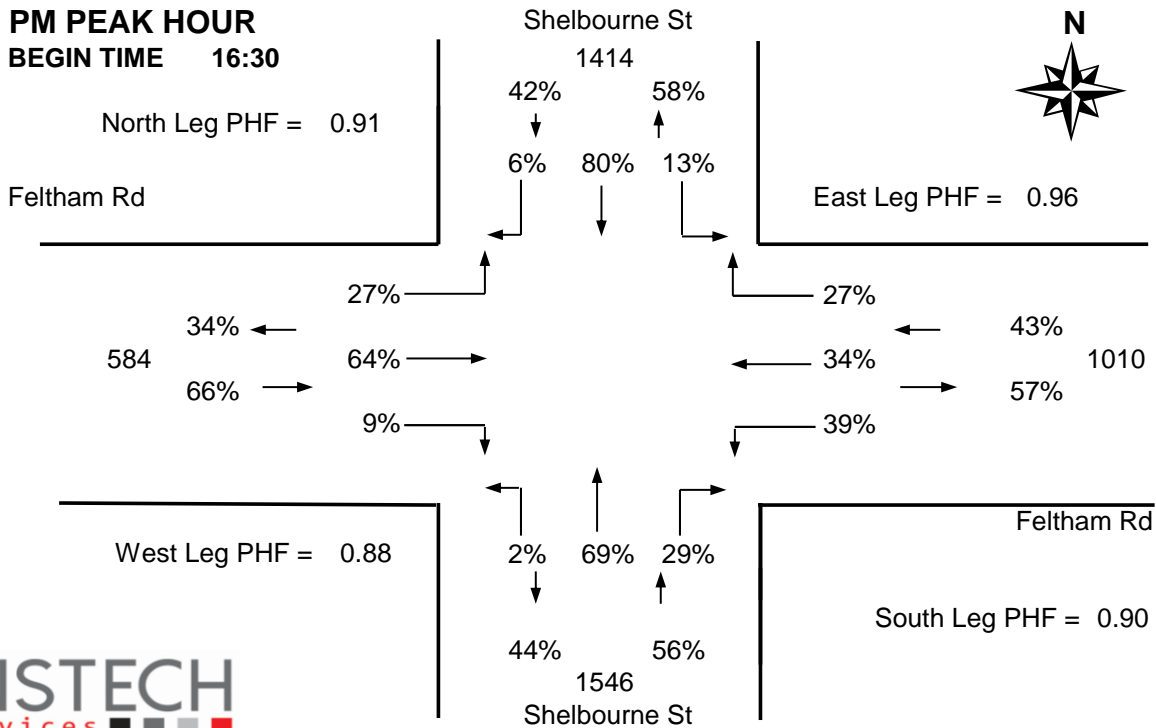
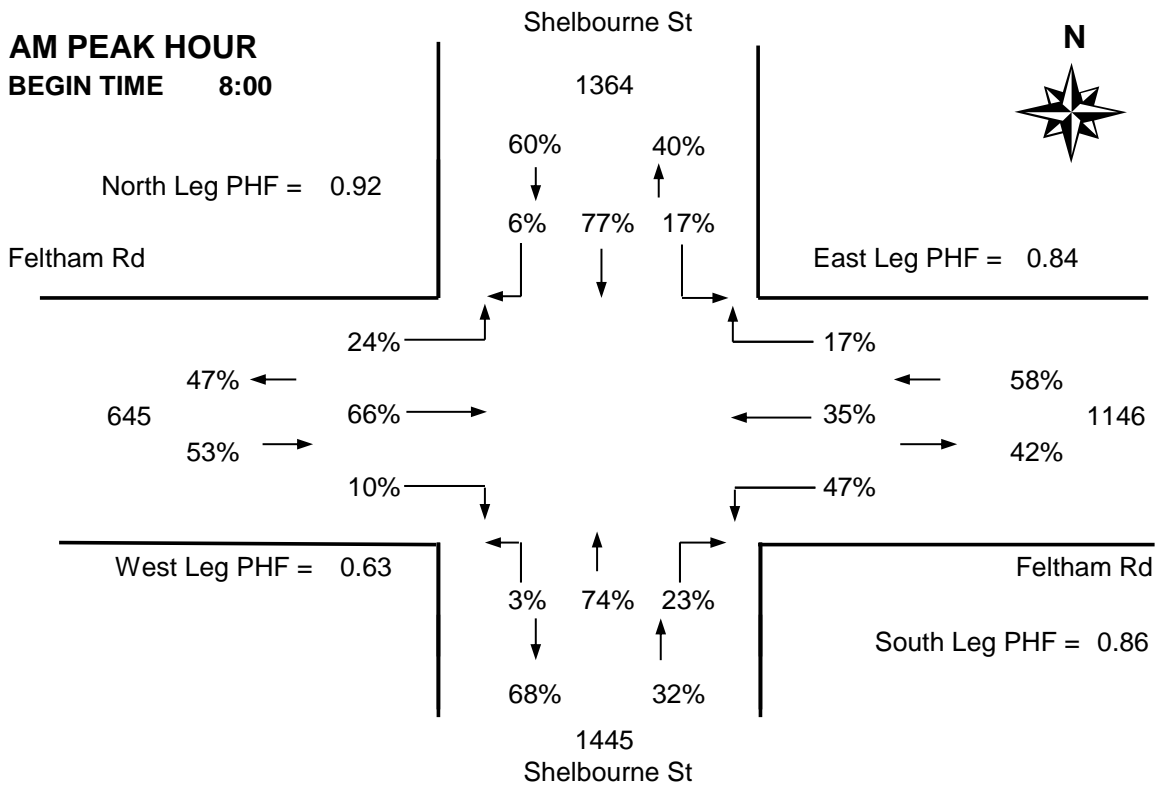


The data presented here is for information purposes only and should not be considered authoritative for construction, geotechnical, engineering, navigational, legal, or other site-specific uses. The information shared is owned by the Transportation Division of the Engineering Department at the District of Saanich. Accuracy is not guaranteed.

DISTRICT OF SAANICH 2017 TRAFFIC COUNTS

Major Route: Shelbourne Street
Minor Route: Feltham Road
Date: Wednesday, March 1, 2017
Filename: Shelbourne@Feltham-Mar1-2017.xls

Station #: TIN000508
Intersection Type: 4-leg
East/West Route: Feltham Road
Weather: Rain and wet



DISTRICT OF SAANICH 2017 TRAFFIC COUNTS

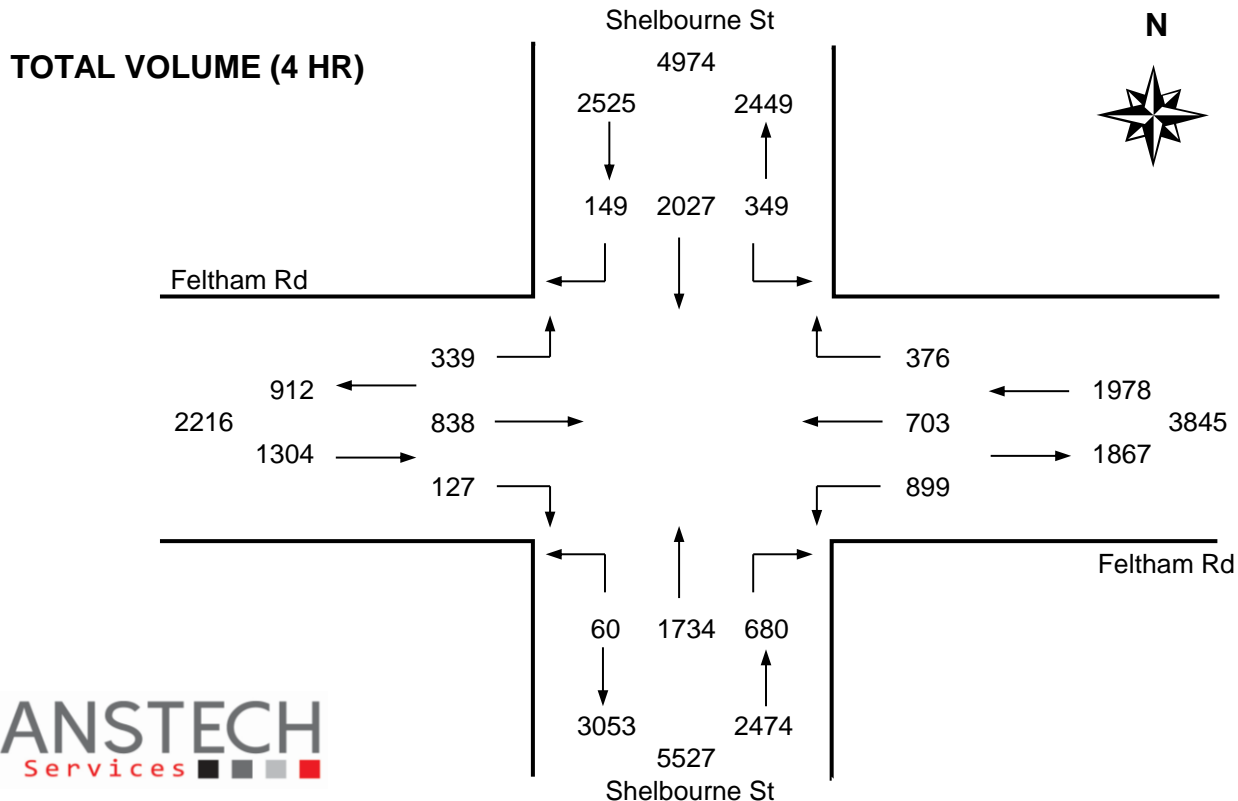
Major Route: Shelbourne Street
Minor Route: Feltham Road
Date: Wednesday, March 1, 2017
Filename: Shelbourne@Feltham-Mar1-2017.xls

Station #: TIN000508
Intersection Type: 4-leg
East/West Route: Feltham Road
Weather: Rain and wet

Comments:

Vehicle Data

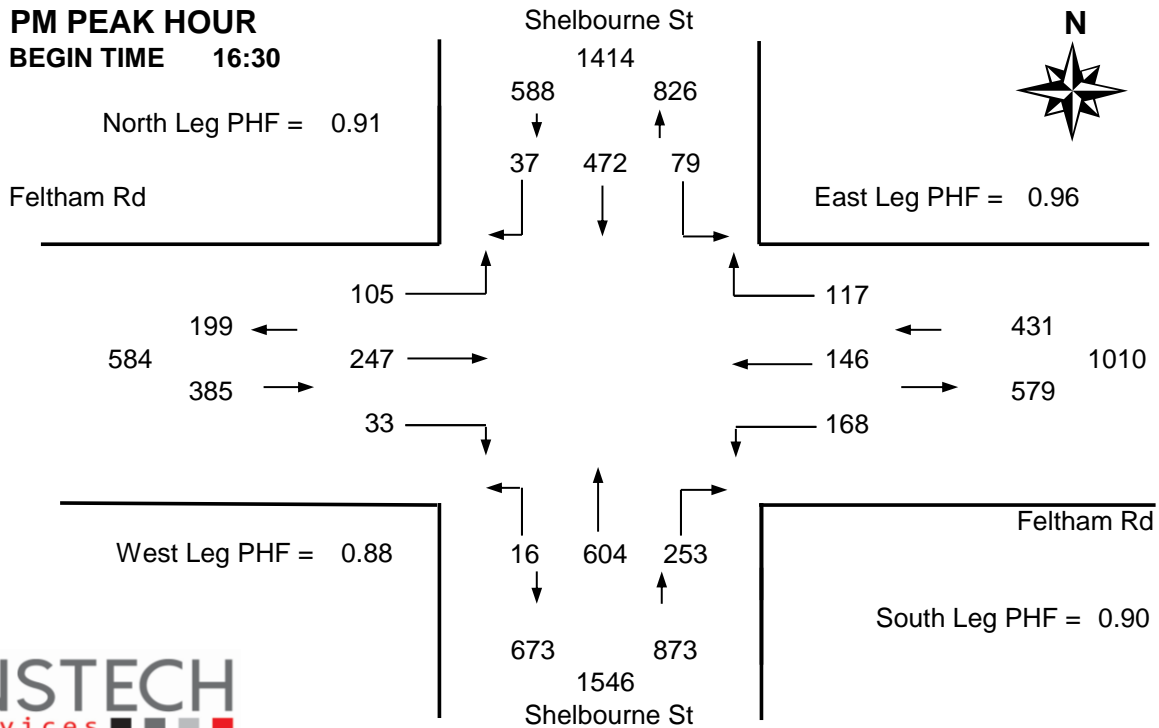
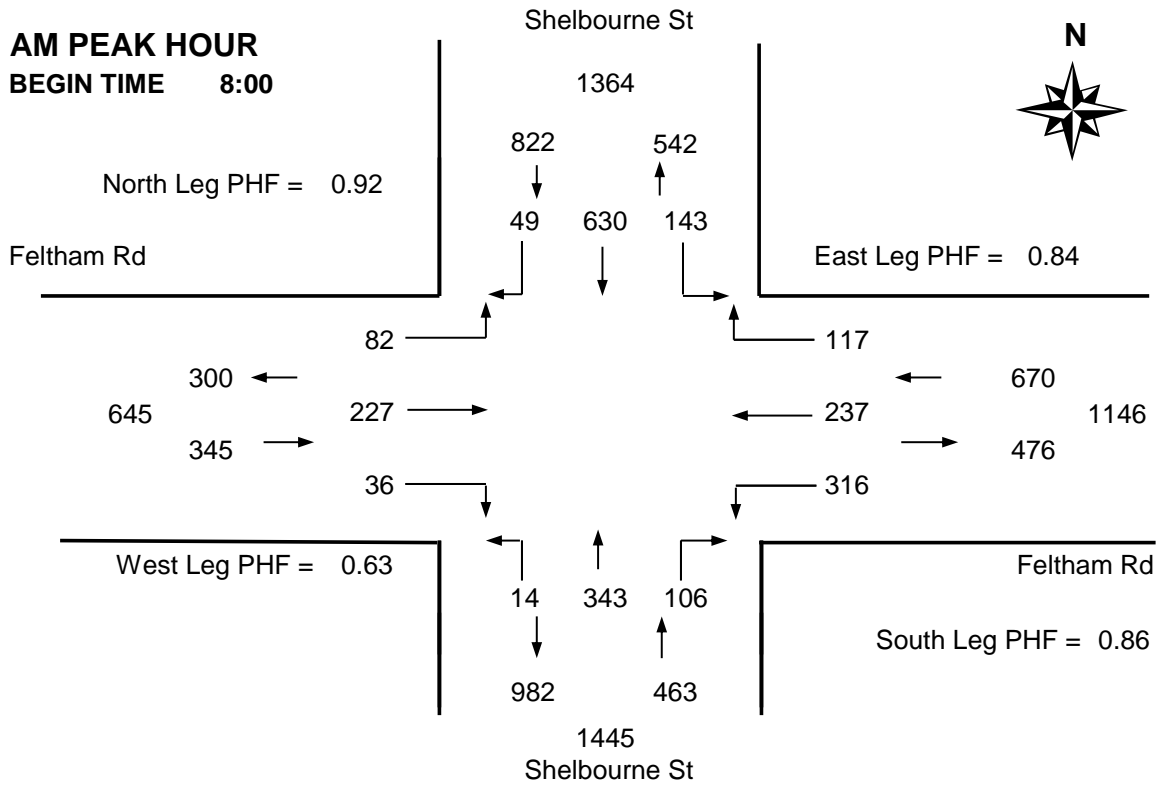
Time Period Starting	Shelbourne St			Shelbourne St			Feltham Rd			Feltham Rd			15 Min Total	Hourly Total	Pedestrians			
	From North			From South			From West			From East					N	S	W	E
	Left	Thru	Right	Left	Thru	Right	Left	Thru	Right	Left	Thru	Right						
7:30	10	122	7	4	54	15	13	14	1	45	32	10	327	-	1	3	3	8
7:45	17	130	9	1	63	19	17	39	7	57	36	9	404	-	2	11	10	8
8:00	33	147	16	5	73	23	8	39	8	73	55	25	505 *	-	11	11	4	23
8:15	46	156	9	2	87	23	32	89	16	73	61	33	627 *	1863	9	10	5	41
8:30	30	180	13	4	100	31	25	53	5	95	70	35	641 +	2177	7	2	4	12
8:45	34	147	11	3	83	29	17	46	7	75	51	24	527 *	2300	5	9	8	16
9:00	23	120	3	4	73	29	15	44	5	75	48	16	455	2250	10	5	8	7
9:15	17	122	9	4	70	26	18	27	7	55	38	17	410	2033	5	5	8	6
Total	210	1124	77	27	603	195	145	351	56	548	391	169	3896	-	50	56	50	121
Pk Hr	143	630	49	14	343	106	82	227	36	316	237	117	2300 *	-	32	32	21	92
Pk Hr Factor	0.78	0.88	0.77	0.70	0.86	0.85	0.64	0.64	0.56	0.83	0.85	0.84	0.90	* = Peak hour + = Peak 15 minutes				
	0.92			0.86			0.63			0.84								
15:30	18	124	7	2	120	59	20	59	10	46	39	24	528	-	17	27	14	51
15:45	13	92	10	6	135	53	23	62	12	46	35	22	509	-	3	4	3	14
16:00	18	108	12	2	121	48	21	60	4	54	52	24	524	-	6	5	5	13
16:15	11	107	6	7	151	72	25	59	12	37	40	20	547	2108	4	5	4	14
16:30	20	128	13	6	161	54	21	58	10	44	34	34	583 +	2163	1	8	3	20
16:45	28	120	10	3	138	58	26	68	9	43	40	28	571 *	2225	11	5	10	10
17:00	7	110	10	2	171	70	27	47	10	38	38	25	555 *	2256	4	3	7	12
17:15	24	114	4	5	134	71	31	74	4	43	34	30	568 *	2277	4	1	3	6
Total	139	903	72	33	1131	485	194	487	71	351	312	207	4385	-	50	58	49	140
Pk Hr	79	472	37	16	604	253	105	247	33	168	146	117	2277 *	-	20	17	23	48
Pk Hr Factor	0.71	0.92	0.71	0.67	0.88	0.89	0.85	0.83	0.83	0.95	0.91	0.86	0.98					
	0.91			0.90			0.88			0.96								



DISTRICT OF SAANICH 2017 TRAFFIC COUNTS

Major Route: Shelbourne Street
Minor Route: Feltham Road
Date: Wednesday, March 1, 2017
Filename: Shelbourne@Feltham-Mar1-2017.xls

Station #: TIN000508
Intersection Type: 4-leg
East/West Route: Feltham Road
Weather: Rain and wet



DISTRICT OF SAANICH 2017 TRAFFIC COUNTS

Major Route: Shelbourne Street
Minor Route: Feltham Road
Date: Wednesday, March 1, 2017
Filename: Shelbourne@Feltham-Mar1-2017.xls

Station #: TIN000508
Intersection Type: 4-leg
East/West Route: Feltham Road
Weather: Rain and wet

Comments:

Bicycle Data

Time Period Starting	Shelbourne St			Shelbourne St			Feltham Rd			Feltham Rd			15 Min Total	Hourly Total
	From North			From South			From West			From East				
	Left	Thru	Right	Left	Thru	Right	Left	Thru	Right	Left	Thru	Right		
7:30	0	0	0		0	0	0	0	0	0	5	0	5 *	-
7:45	0	2	0		0	0	0	2	0	0	2	0	6 *	-
8:00	0	2	2		0	0	0	0	0	0	0	0	4 *	-
8:15	0	1	0		2	0	1	0	0	2	0	1	7 +	22
8:30	0	0	0		1	0	0	0	0	0	0	0	1	18
8:45	1	0	0		0	0	0	1	0	1	1	0	4	16
9:00	0	0	0		0	0	0	0	0	1	0	1	2	14
9:15	0	3	0		0	0	0	1	0	0	2	0	6	13
Total	1	8	2	0	3	0	1	4	0	4	10	2	35	-
Pk Hr	0	5	2	0	2	0	1	2	0	2	7	1	22 *	-
15x4	0	8	8	0	8	0	4	8	0	8	8	4	56 +	-

15:30	1	1	0		1	0	0	0	1	0	1	0	5	-
15:45	0	0	0		2	0	0	0	0	0	0	1	3	-
16:00	0	0	0		1	0	0	0	0	1	1	0	3	-
16:15	0	2	0		1	1	0	0	0	0	0	0	4 *	15
16:30	0	3	0		0	0	0	1	0	0	0	1	5 +	15
16:45	0	0	0		1	0	0	1	0	0	0	0	2 *	14
17:00	0	0	0		2	1	0	1	0	0	1	0	5 *	16
17:15	0	2	0		0	0	0	1	0	0	0	0	3	15
Total	1	8	0	0	8	2	0	4	1	1	3	2	30	-
Pk Hr	0	5	0	0	4	2	0	3	0	0	1	1	16 *	-
15x4	0	12	0	0	8	4	0	4	0	0	4	4	36 +	-

4 Hr	2	16	2	0	11	2	1	8	1	5	13	4	65	130
------	---	----	---	---	----	---	---	---	---	---	----	---	----	-----

PEAK HOUR SUMMARY

