

Shelbourne Street @ Cedarglen Road

Wednesday, March 01, 2017

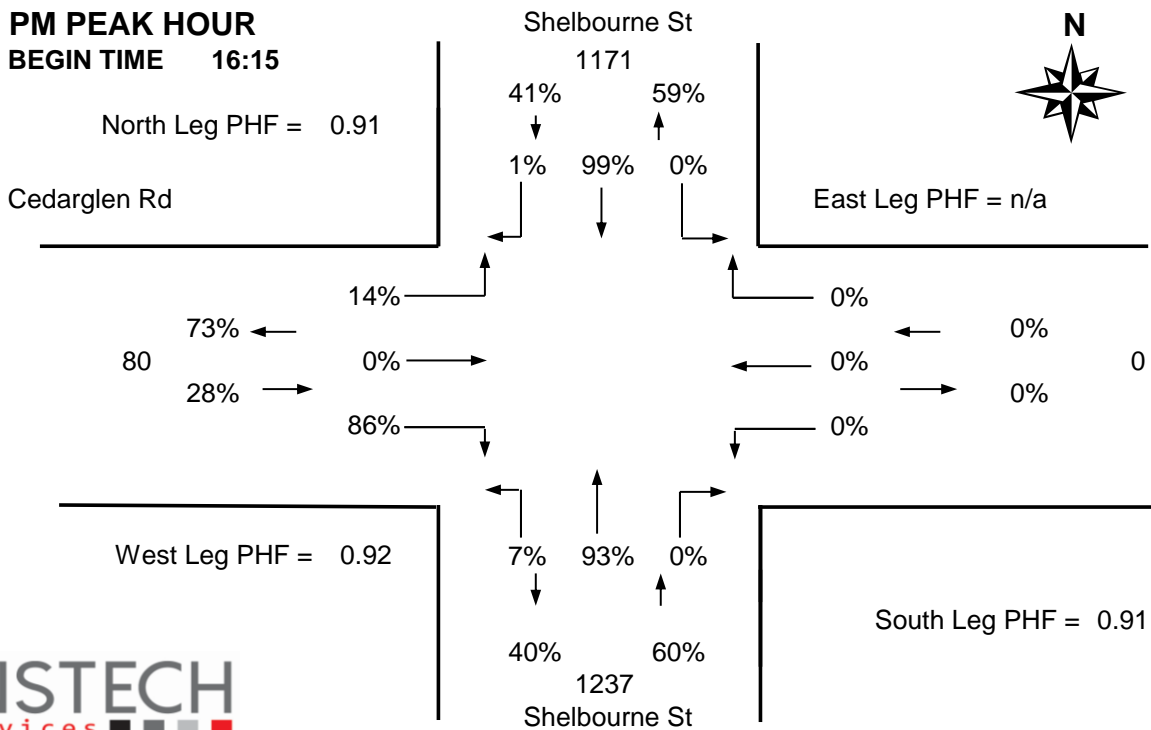
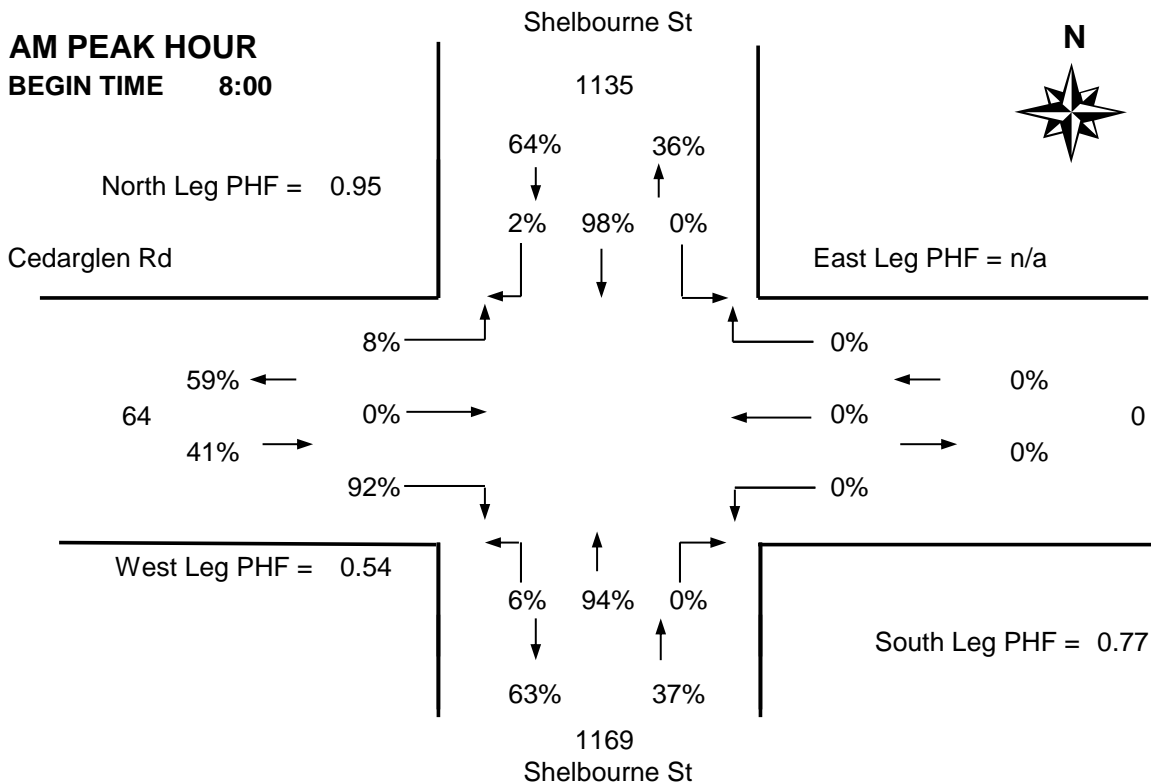


The data presented here is for information purposes only and should not be considered authoritative for construction, geotechnical, engineering, navigational, legal, or other site-specific uses. The information shared is owned by the Transportation Division of the Engineering Department at the District of Saanich. Accuracy is not guaranteed.

DISTRICT OF SAANICH 2017 TRAFFIC COUNTS

Major Route: Shelbourne Street
Minor Route: Cedarglen Road
Date: Wednesday, March 1, 2017
Filename: Shelbourne@Cedarglen-Mar1-2017.xls

Station #: TIN000530
Intersection Type: 3-leg west approach
East/West Route: Cedarglen Road
Weather: Rain and wet



DISTRICT OF SAANICH 2017 TRAFFIC COUNTS

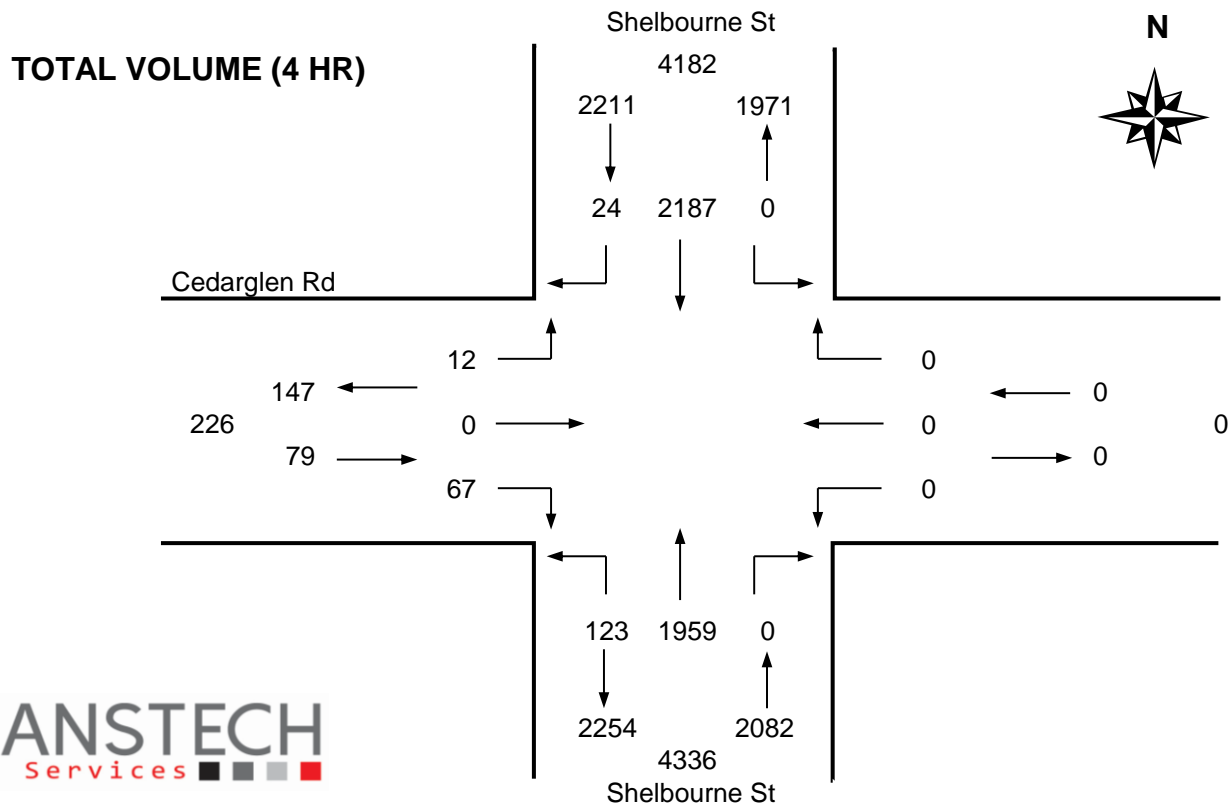
Major Route: Shelbourne Street
Minor Route: Cedarglen Road
Date: Wednesday, March 1, 2017
Filename: Shelbourne@Cedarglen-Mar1-2017.xls

Station #: TIN000530
Intersection Type: 3-leg west approach
East/West Route: Cedarglen Road
Weather: Rain and wet

Comments:

Vehicle Data

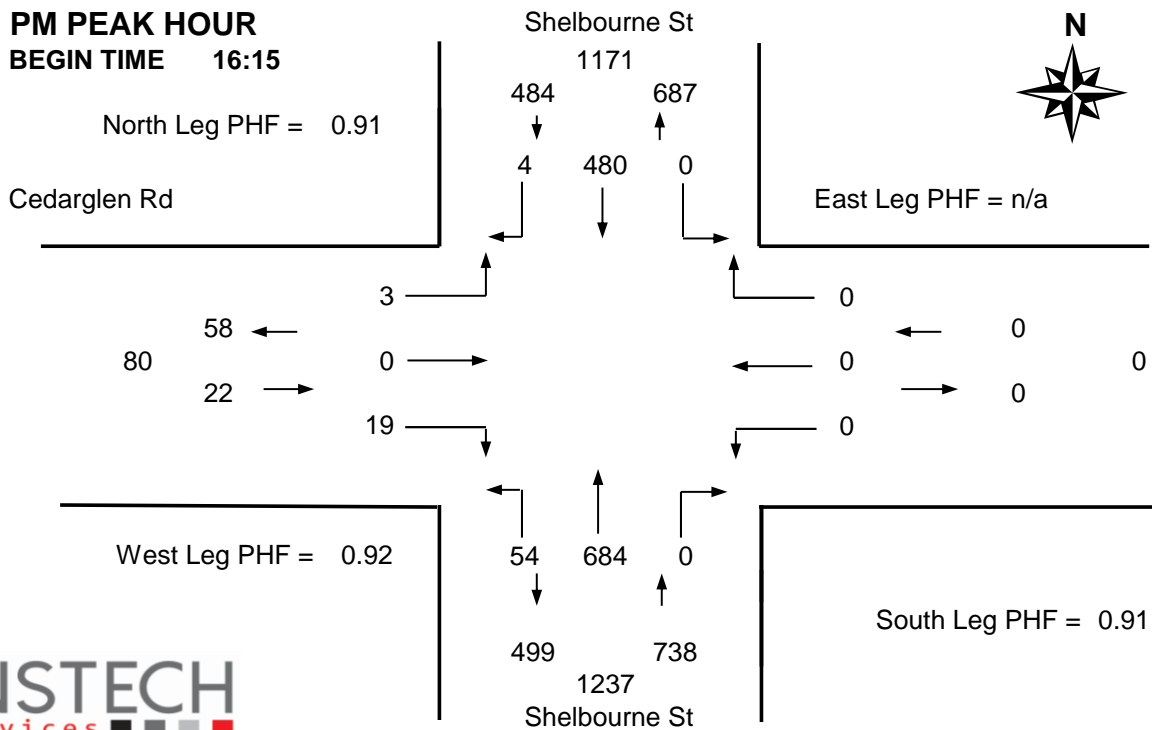
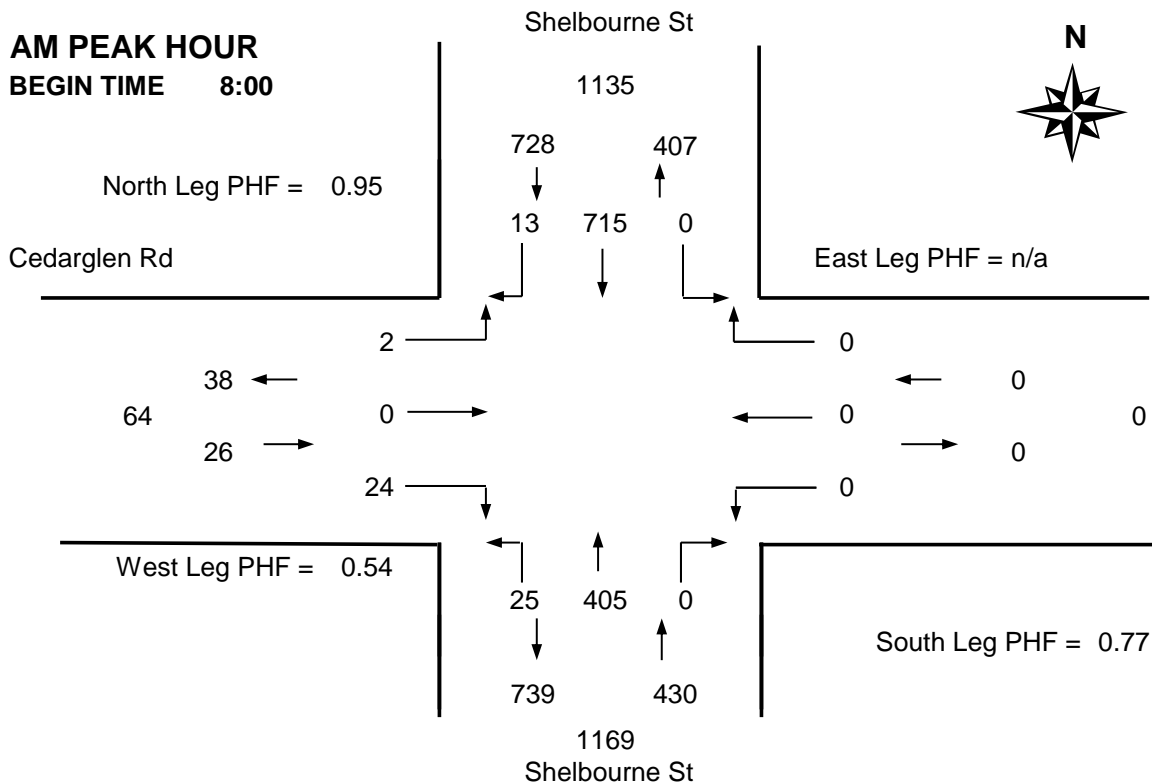
Time Period Starting	Shelbourne St			Shelbourne St			Cedarglen Rd			From East			15 Min Total	Hourly Total	Pedestrians			
	From North			From South			From West			Left	Thru	Right			N	S	W	E
	Left	Thru	Right	Left	Thru	Right	Left	Thru	Right	Left	Thru	Right						
7:30		121	2	2	57		0		6				188	-	1	0	1	
7:45		152	1	2	73		1		1				230	-	3	0	3	
8:00		177	5	1	84		0		3				270 *	-	3	0	1	
8:15		186	6	10	95		1		11				309 *	997	4	0	4	
8:30		171	1	7	132		1		2				314 +	1123	0	0	0	
8:45		181	1	7	94		0		8				291 *	1184	1	0	3	
9:00		139	0	2	90		0		2				233	1147	3	0	2	
9:15		124	1	2	73		0		3				203	1041	1	0	1	
Total	0	1251	17	33	698	0	3	0	36	0	0	0	2038	-	16	0	15	0
Pk Hr	0	715	13	25	405	0	2	0	24	0	0	0	1184 *	-	8	0	8	0
Pk Hr Factor	n/a	0.96	0.54	0.63	0.77	n/a	0.50	n/a	0.55	n/a	n/a	n/a	0.94	* = Peak hour + = Peak 15 minutes				
		0.95			0.77			0.54										
15:30		116	1	6	151		1		2				277	-	3	1	1	
15:45		106	1	12	150		3		4				276	-	2	0	1	
16:00		115	0	13	123		2		2				255	-	4	0	2	
16:15		107	0	11	165		0		5				288 *	1096	2	0	2	
16:30		127	1	18	185		0		6				337 +	1156	5	0	3	
16:45		132	1	14	150		2		4				303 *	1183	3	0	0	
17:00		114	2	11	184		1		4				316 *	1244	2	0	1	
17:15		119	1	5	153		0		4				282	1238	2	0	0	
Total	0	936	7	90	1261	0	9	0	31	0	0	0	2334	-	23	1	10	0
Pk Hr	0	480	4	54	684	0	3	0	19	0	0	0	1244 *	-	12	0	6	0
Pk Hr Factor	n/a	0.91	0.50	0.75	0.92	n/a	0.38	n/a	0.79	n/a	n/a	n/a	0.92					
		0.91			0.91			0.92										



DISTRICT OF SAANICH 2017 TRAFFIC COUNTS

Major Route: Shelbourne Street
Minor Route: Cedarglen Road
Date: Wednesday, March 1, 2017
Filename: Shelbourne@Cedarglen-Mar1-2017.xls

Station #: TIN000530
Intersection Type: 3-leg west approach
East/West Route: Cedarglen Road
Weather: Rain and wet



DISTRICT OF SAANICH 2017 TRAFFIC COUNTS

Major Route: Shelbourne Street
Minor Route: Cedarglen Road
Date: Wednesday, March 1, 2017
Filename: Shelbourne@Cedarglen-Mar1-2017.xls

Station #: TIN000530
Intersection Type: 3-leg west approach
East/West Route: Cedarglen Road
Weather: Rain and wet

Comments:

Bicycle Data

Time Period Starting	Shelbourne St			Shelbourne St			Cedarglen Rd			From East			15 Min Total	Hourly Total
	From North			From South			From West			Left	Thru	Right		
	Left	Thru	Right	Left	Thru	Right	Left	Thru	Right	Left	Thru	Right		
7:30		0			0				0				0	-
7:45		4			0				0				4 +	-
8:00		2			0				0				2 *	-
8:15		1			2				0				3 *	9
8:30		0			1				0				1 *	10
8:45		1			0				0				1	7
9:00		3			0				0				3	8
9:15		1			0				0				1	6
Total	0	12	0	0	3	0	0	0	0	0	0	0	15	-
Pk Hr	0	7	0	0	3	0	0	0	0	0	0	0	10 *	-
15x4	0	8	0	0	8	0	0	0	0	0	0	0	16 +	-

15:30		1			1				1				3	-
15:45		0			2				0				2	-
16:00		0			0				0				0	-
16:15		0			1				0				1	6
16:30		4			3				0				7 +	10
16:45		0			1				0				1 *	9
17:00		0			1				0				1 *	10
17:15		2			1				0				3 *	12
Total	0	7	0	0	10	0	0	0	1	0	0	0	18	-
Pk Hr	0	6	0	0	6	0	0	0	0	0	0	0	12 *	-
15x4	0	28	0	0	40	0	0	0	4	0	0	0	72 +	-

4 Hr	0	19	0	0	13	0	0	0	1	0	0	0	33	66
------	---	----	---	---	----	---	---	---	---	---	---	---	----	----

PEAK HOUR SUMMARY

