

Shelbourne Street @ Cedar Hill Road

Thursday, October 19, 2017

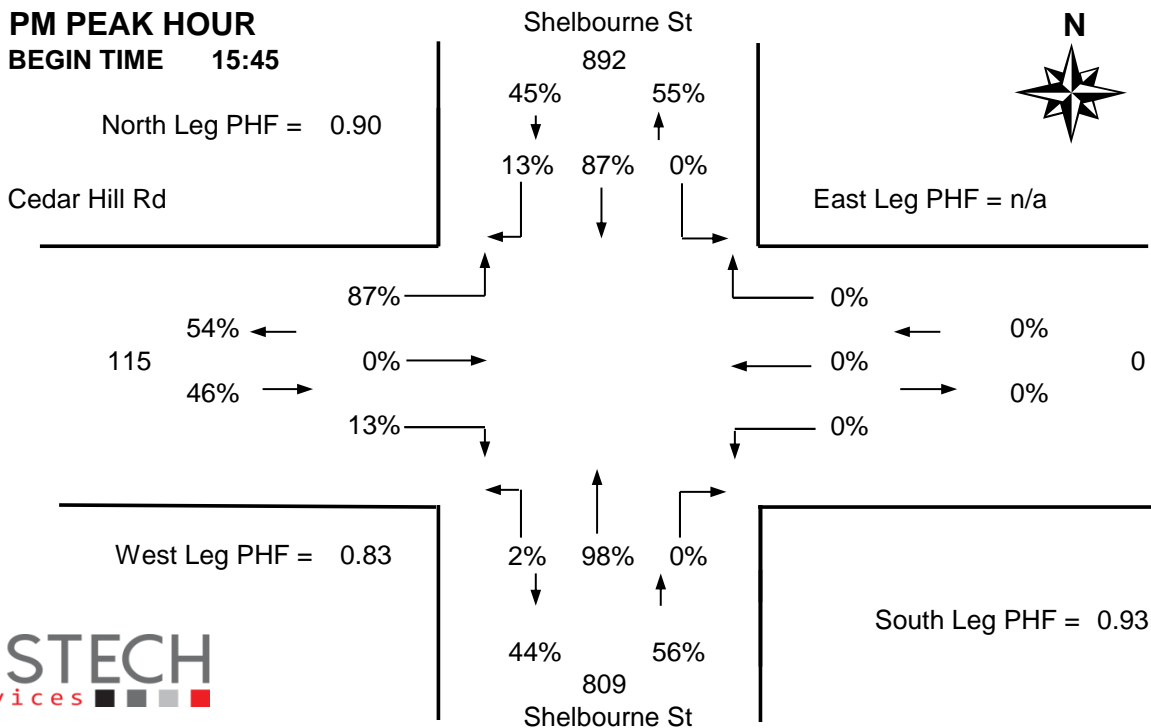
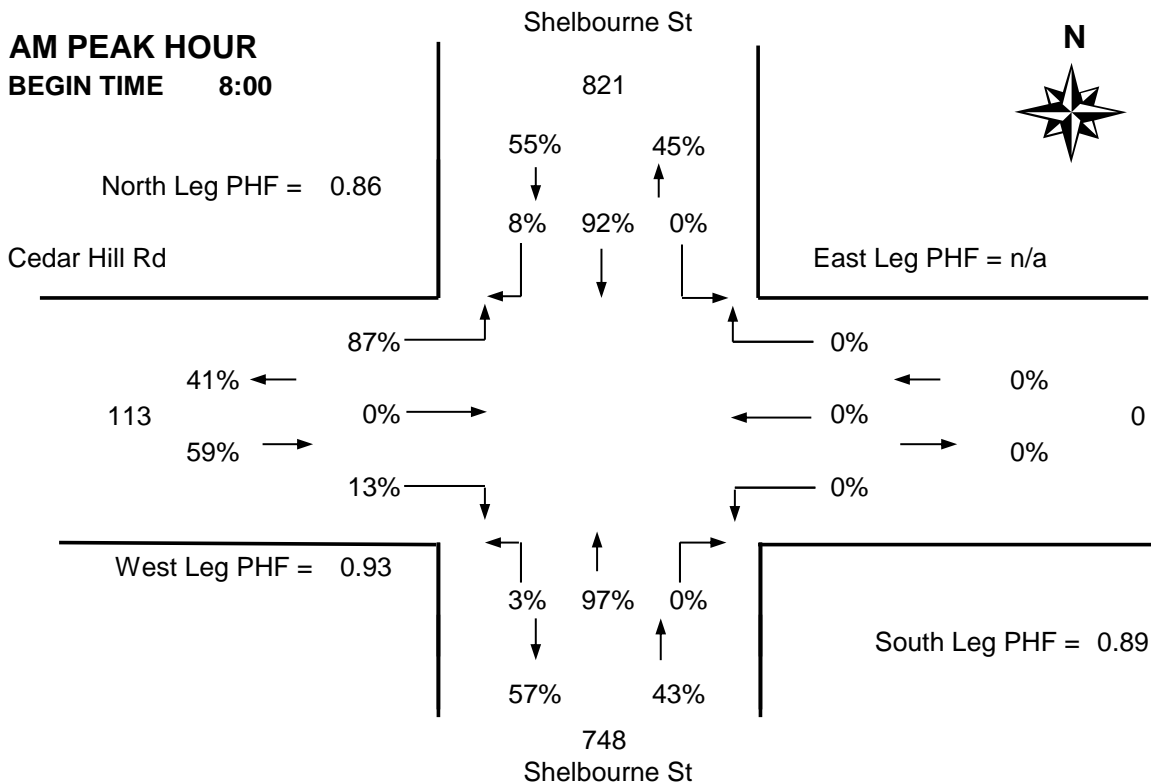


The data presented here is for information purposes only and should not be considered authoritative for construction, geotechnical, engineering, navigational, legal, or other site-specific uses. The information shared is owned by the Transportation Division of the Engineering Department at the District of Saanich. Accuracy is not guaranteed.

DISTRICT OF SAANICH 2017 TRAFFIC COUNTS

Major Route: Shelbourne Street
Minor Route: Cedar Hill Road
Date: Thursday, October 19, 2017
Filename: Shelbourne@Cedar Hill-Oct19-2017.xls

Station #: TIN000599
Intersection Type: 3-leg west approach
East/West Route: Cedar Hill Road
Weather: Rain and wet



DISTRICT OF SAANICH 2017 TRAFFIC COUNTS

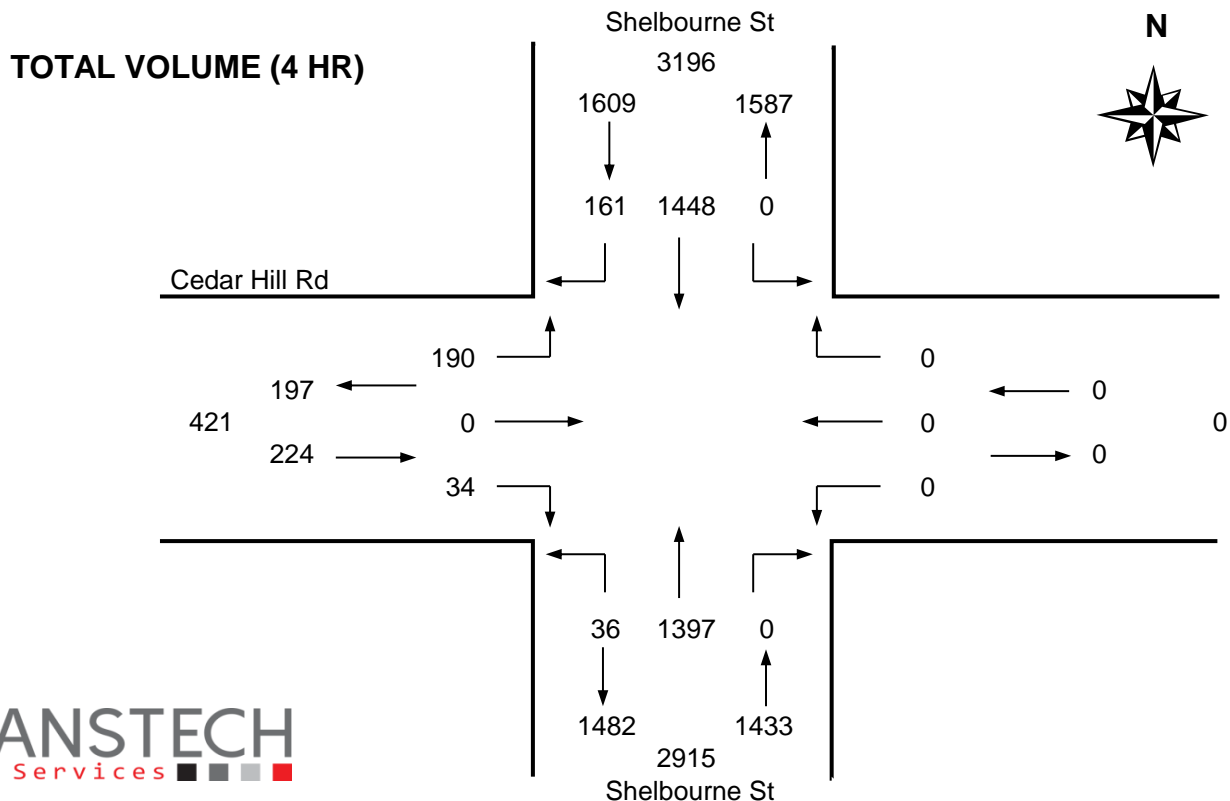
Major Route: Shelbourne Street
Minor Route: Cedar Hill Road
Date: Thursday, October 19, 2017
Filename: Shelbourne@Cedar Hill-Oct19-2017.xls

Station #: TIN000599
Intersection Type: 3-leg west approach
East/West Route: Cedar Hill Road
Weather: Rain and wet

Comments:

Vehicle Data

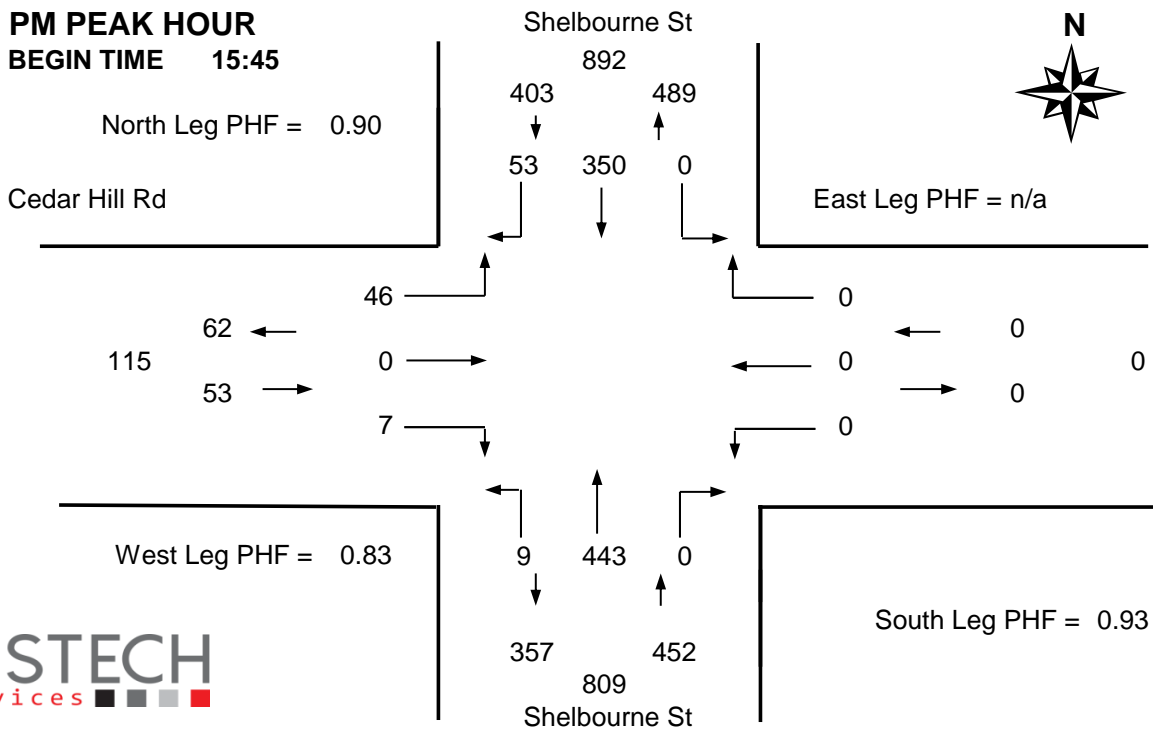
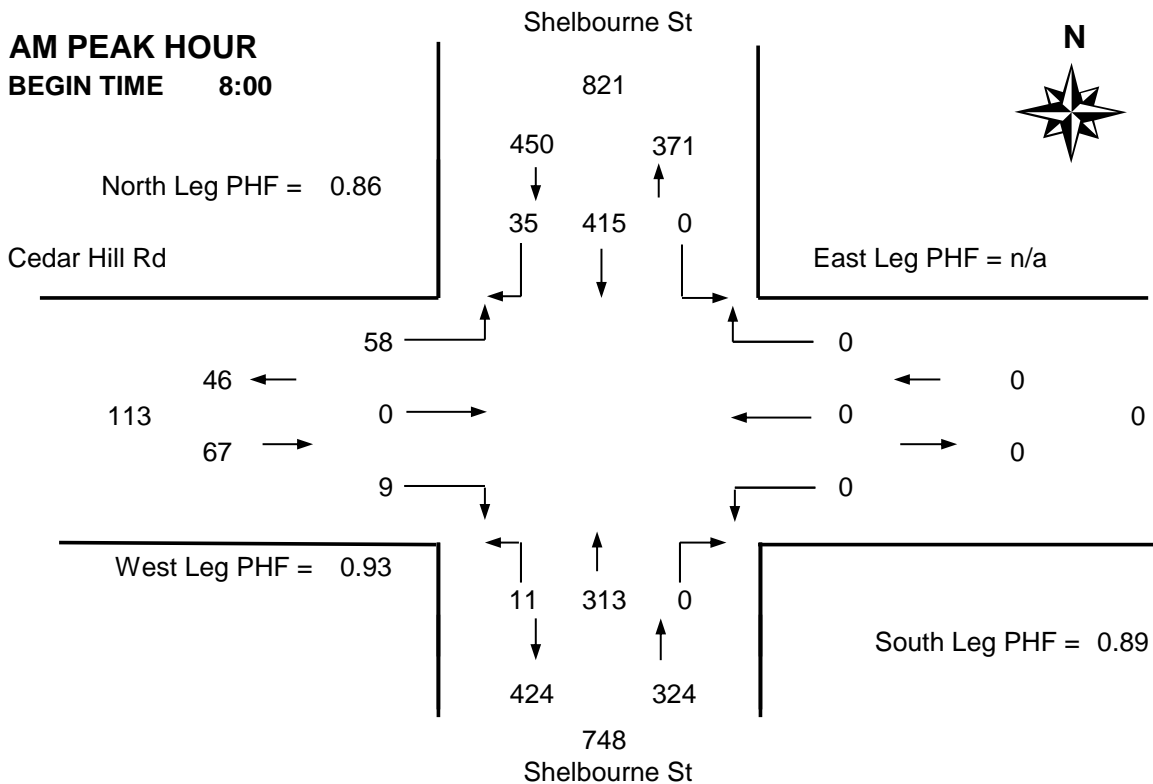
Time Period Starting	Shelbourne St			Shelbourne St			Cedar Hill Rd			From East			15 Min Total	Hourly Total	Pedestrians			
	From North			From South			From West			Left	Thru	Right			N	S	W	E
	Left	Thru	Right	Left	Thru	Right	Left	Thru	Right									
7:30		63	3	1	50		12		2				131	-	0	0	0	
7:45		118	5	0	63		11		0				197	-	0	0	0	
8:00		101	3	2	75		12		2				195 *	-	0	0	1	
8:15		120	11	3	68		15		2				219 +	742	0	0	1	
8:30		90	10	2	89		13		5				209 *	820	0	0	0	
8:45		104	11	4	81		18		0				218 *	841	0	1	1	
9:00		76	8	3	67		9		3				166	812	0	0	1	
9:15		86	11	4	58		14		0				173	766	0	0	3	
Total	0	758	62	19	551	0	104	0	14	0	0	0	1508	-	0	1	7	0
Pk Hr	0	415	35	11	313	0	58	0	9	0	0	0	841 *	-	0	1	3	0
Pk Hr Factor	n/a	0.86	0.80	0.69	0.88	n/a	0.81	n/a	0.45	n/a	n/a	n/a	0.96	* = Peak hour + = Peak 15 minutes				
		0.86		0.89			0.93					n/a						
15:30		76	9	2	112		11		6				216	-	0	0	0	
15:45		85	14	3	102		10		3				217 *	-	0	0	1	
16:00		78	11	0	118		15		1				223 *	-	0	0	0	
16:15		91	12	0	108		7		1				219 *	875	0	0	2	
16:30		96	16	6	115		14		2				249 +	908	0	0	4	
16:45		90	21	3	93		6		3				216	907	0	0	1	
17:00		85	6	2	102		9		3				207	891	1	0	0	
17:15		89	10	1	96		14		1				211	883	0	0	0	
Total	0	690	99	17	846	0	86	0	20	0	0	0	1758	-	1	0	8	0
Pk Hr	0	350	53	9	443	0	46	0	7	0	0	0	908 *	-	0	0	7	0
Pk Hr Factor	n/a	0.91	0.83	0.38	0.94	n/a	0.77	n/a	0.58	n/a	n/a	n/a	0.91					
		0.90		0.93			0.83					n/a						



DISTRICT OF SAANICH 2017 TRAFFIC COUNTS

Major Route: Shelbourne Street
Minor Route: Cedar Hill Road
Date: Thursday, October 19, 2017
Filename: Shelbourne@Cedar Hill-Oct19-2017.xls

Station #: TIN000599
Intersection Type: 3-leg west approach
East/West Route: Cedar Hill Road
Weather: Rain and wet



DISTRICT OF SAANICH 2017 TRAFFIC COUNTS

Major Route: Shelbourne Street
Minor Route: Cedar Hill Road
Date: Thursday, October 19, 2017
Filename: Shelbourne@Cedar Hill-Oct19-2017.xls

Station #: TIN000599
Intersection Type: 3-leg west approach
East/West Route: Cedar Hill Road
Weather: Rain and wet

Comments:

Bicycle Data

Time Period Starting	Shelbourne St			Shelbourne St			Cedar Hill Rd			From East			15 Min Total	Hourly Total
	From North			From South			From West			Left	Thru	Right		
	Left	Thru	Right	Left	Thru	Right	Left	Thru	Right	Left	Thru	Right		
7:30		0	0	0	0		0		0				0	-
7:45		0	0	0	0		0		0				0	-
8:00		2	0	0	0		0		0				2 +	-
8:15		0	0	0	0		0		0				0 *	2
8:30		1	0	0	0		0		0				1 *	3
8:45		1	0	1	0		0		0				2 *	5
9:00		0	0	0	0		0		0				0	3
9:15		1	0	0	0		0		0				1	4
Total	0	5	0	1	0	0	0	0	0	0	0	0	6	-
Pk Hr	0	4	0	1	0	0	0	0	0	0	0	0	5 *	-
15x4	0	8	0	4	0	0	0	0	0	0	0	0	8 +	-

15:30		0	0	0	1		0		0				1	-
15:45		0	1	1	1		0		1				4	-
16:00		1	0	0	0		0		0				1	-
16:15		0	0	0	2		0		0				2	8
16:30		0	0	0	0		0		0				0 *	7
16:45		2	0	1	0		0		0				3 *	6
17:00		2	1	0	1		0		1				5 +	10
17:15		0	0	0	3		0		0				3 *	11
Total	0	5	2	2	8	0	0	0	2	0	0	0	19	-
Pk Hr	0	4	1	1	4	0	0	0	1	0	0	0	11 *	-
15x4	0	8	4	4	12	0	0	0	4	0	0	0	20 +	-

4 Hr	0	10	2	3	8	0	0	0	2	0	0	0	25	50
------	---	----	---	---	---	---	---	---	---	---	---	---	----	----

PEAK HOUR SUMMARY

