

Saanich Road @ Darwin Avenue

Wednesday, February 22, 2017

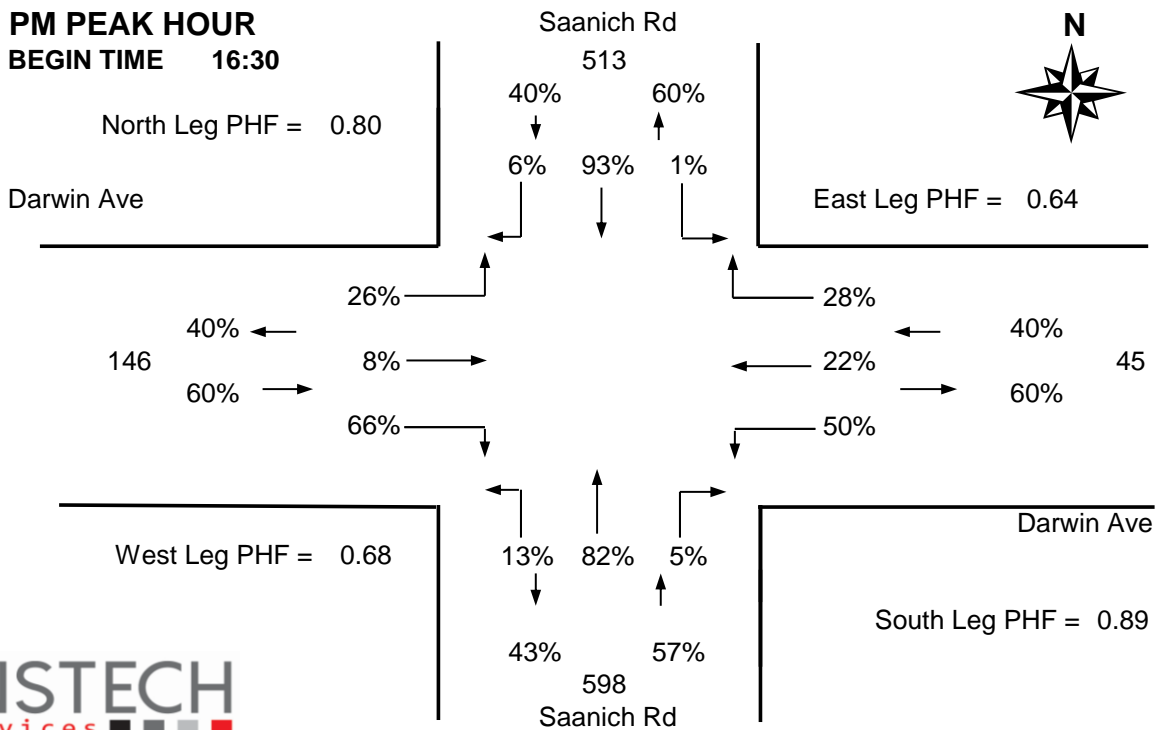
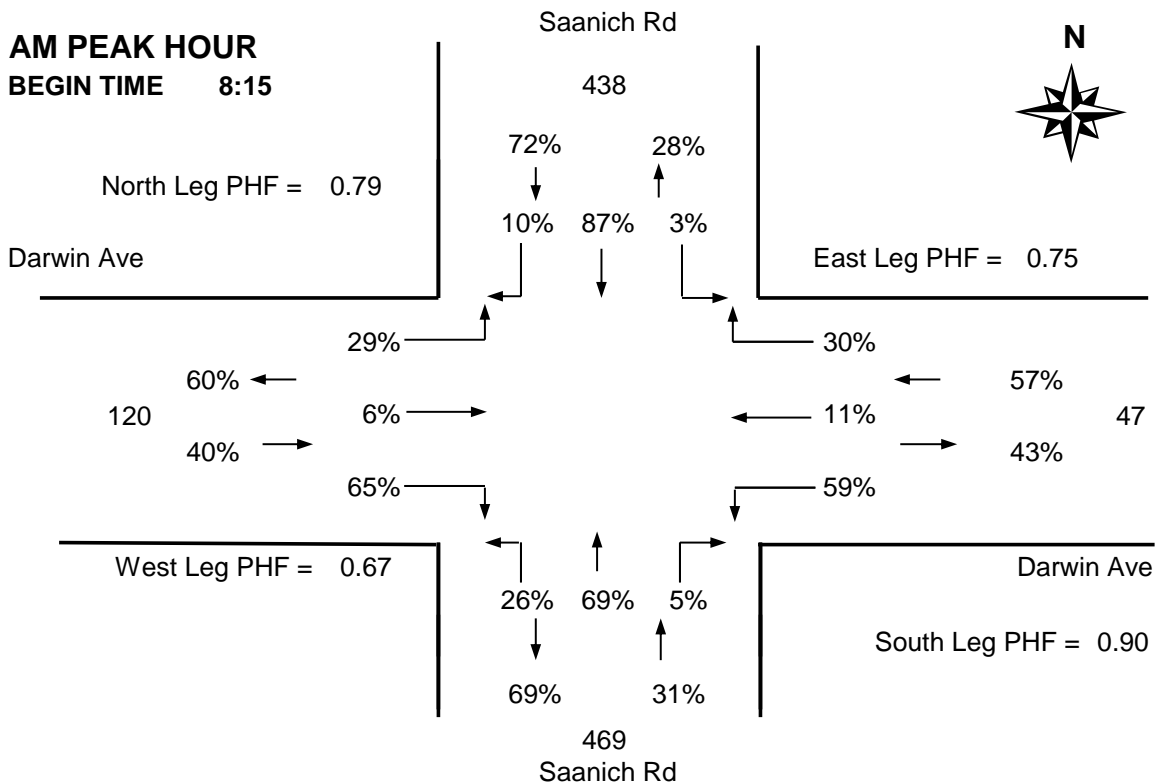


The data presented here is for information purposes only and should not be considered authoritative for construction, geotechnical, engineering, navigational, legal, or other site-specific uses. The information shared is owned by the Transportation Division of the Engineering Department at the District of Saanich. Accuracy is not guaranteed.

DISTRICT OF SAANICH 2017 TRAFFIC COUNTS

Major Route: Saanich Road
Minor Route: Darwin Avenue
Date: Wednesday, February 22, 2017
Filename: Saanich@Darwin-Feb22-2017.xls

Station #: TIN000781
Intersection Type: 4-leg
East/West Route: Darwin Avenue
Weather: Clear and dry



DISTRICT OF SAANICH 2017 TRAFFIC COUNTS

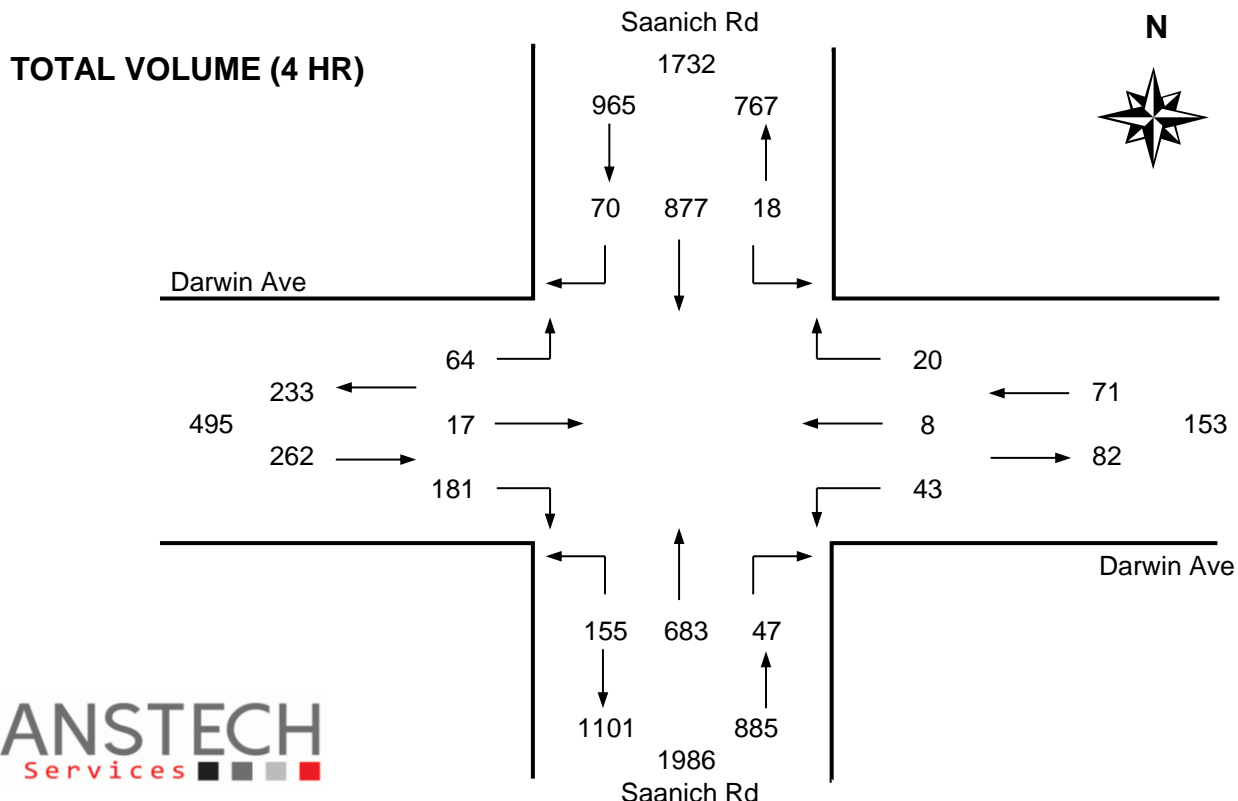
Major Route: Saanich Road
Minor Route: Darwin Avenue
Date: Wednesday, February 22, 2017
Filename: Saanich@Darwin-Feb22-2017.xls

Station #: TIN000781
Intersection Type: 4-leg
East/West Route: Darwin Avenue
Weather: Clear and dry

Comments:

Vehicle Data

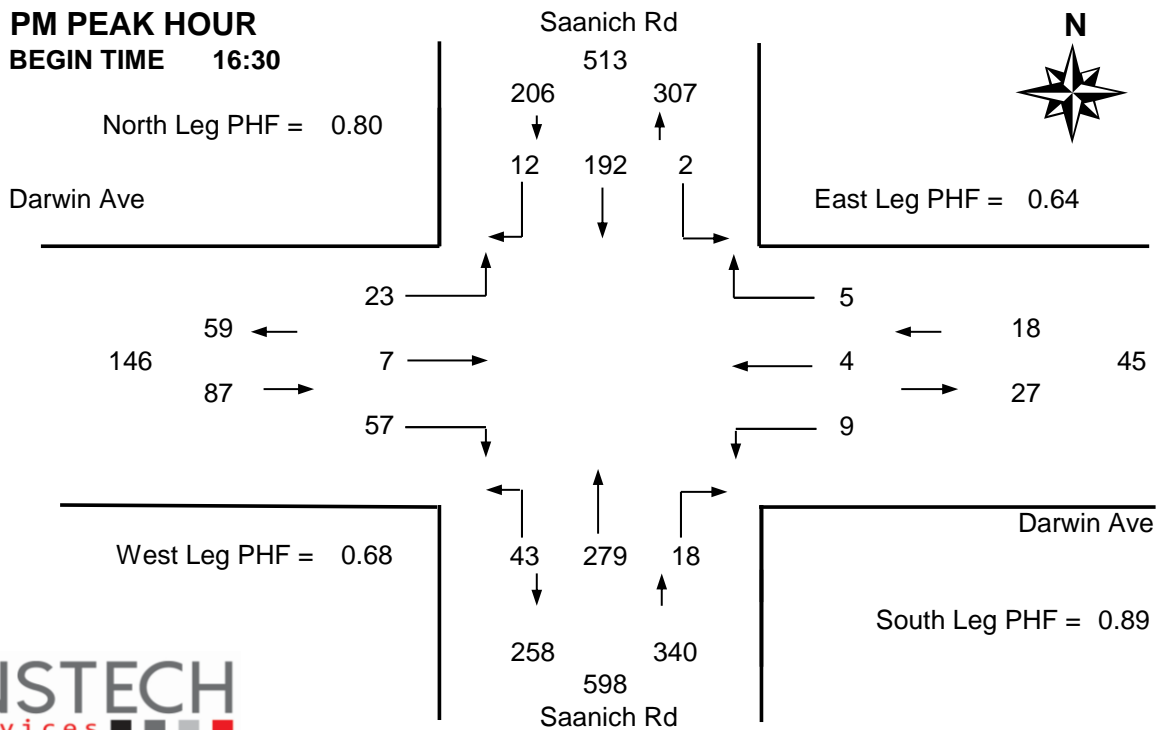
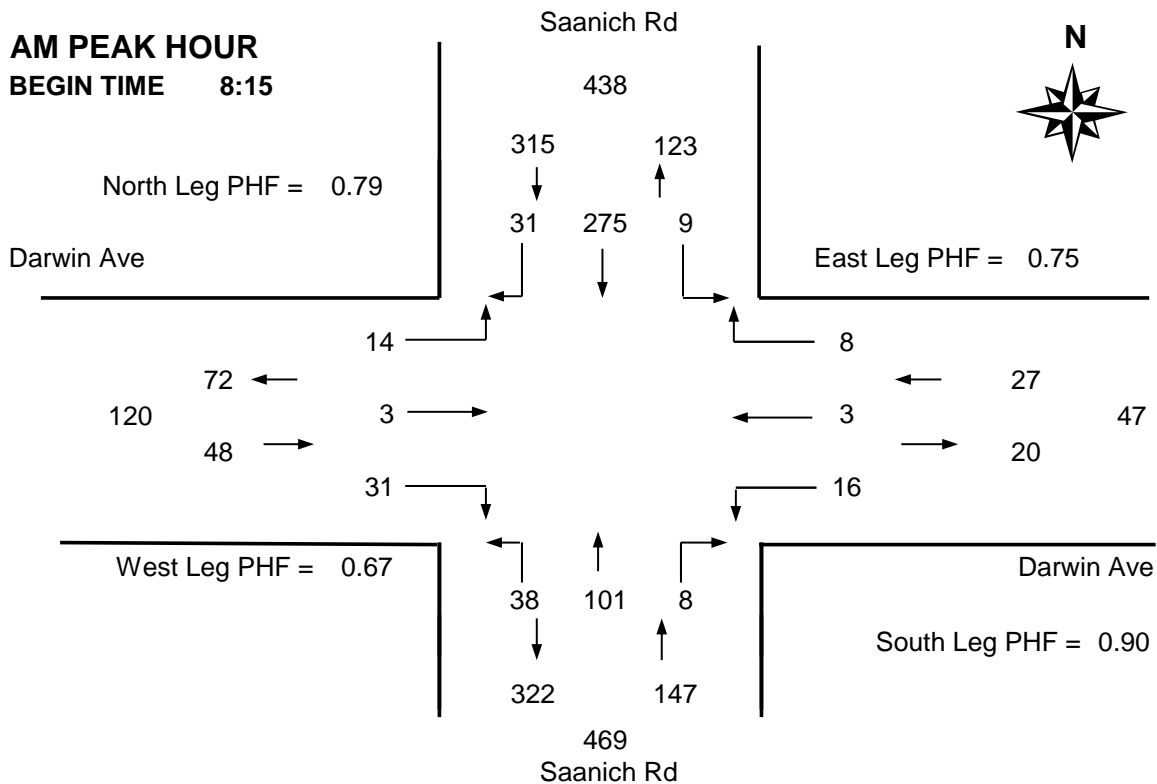
Time Period Starting	Saanich Rd From North			Saanich Rd From South			Darwin Ave From West			Darwin Ave From East			15 Min Total	Hourly Total	Pedestrians			
	Left	Thru	Right	Left	Thru	Right	Left	Thru	Right	Left	Thru	Right			N	S	W	E
	7:30	1	68	2	10	9	1	3	0	8	4	0			0	106	-	1
7:45	1	69	4	12	25	2	2	1	12	4	0	1	133	-	1	0	10	2
8:00	0	48	8	5	21	1	4	0	5	4	0	1	97	-	3	0	6	3
8:15	2	87	11	16	24	1	5	0	2	4	0	2	154 +	490	1	0	4	0
8:30	4	79	10	8	21	2	2	1	8	6	0	3	144 *	528	0	0	1	1
8:45	0	65	8	7	32	1	3	1	14	4	3	2	140 *	535	0	0	1	0
9:00	3	44	2	7	24	4	4	1	7	2	0	1	99 *	537	1	0	2	1
9:15	0	52	2	6	25	1	2	0	9	0	0	0	97	480	0	0	2	1
Total	11	512	47	71	181	13	25	4	65	28	3	10	970	-	7	0	33	10
Pk Hr	9	275	31	38	101	8	14	3	31	16	3	8	537 *	-	2	0	8	2
Pk Hr Factor	0.56	0.79	0.70	0.59	0.79	0.50	0.70	0.75	0.55	0.67	0.25	0.67	0.87	* = Peak hour				
	0.79			0.90			0.67			0.75			+ = Peak 15 minutes					
15:30	1	47	4	10	59	2	1	1	19	1	0	3	148	-	0	0	5	0
15:45	1	42	1	10	48	3	5	0	8	1	1	2	122	-	0	2	1	5
16:00	2	45	3	6	53	7	8	3	19	3	0	0	149	-	0	0	4	2
16:15	1	39	3	15	63	4	2	2	13	1	0	0	143	562	0	0	5	5
16:30	0	50	4	10	58	6	8	4	20	1	1	1	163 *	577	0	0	7	3
16:45	1	44	3	5	72	4	5	1	16	2	0	1	154 *	609	3	0	4	2
17:00	1	36	3	18	74	4	4	1	11	1	2	2	157 *	617	1	0	7	0
17:15	0	62	2	10	75	4	6	1	10	5	1	1	177 +	651	1	0	4	2
Total	7	365	23	84	502	34	39	13	116	15	5	10	1213	-	5	2	37	19
Pk Hr	2	192	12	43	279	18	23	7	57	9	4	5	651 *	-	5	0	22	7
Pk Hr Factor	0.50	0.77	0.75	0.60	0.93	0.75	0.72	0.44	0.71	0.45	0.50	0.63	0.92					
	0.80			0.89			0.68			0.64								



DISTRICT OF SAANICH 2017 TRAFFIC COUNTS

Major Route: Saanich Road
Minor Route: Darwin Avenue
Date: Wednesday, February 22, 2017
Filename: Saanich@Darwin-Feb22-2017.xls

Station #: TIN000781
Intersection Type: 4-leg
East/West Route: Darwin Avenue
Weather: Clear and dry



DISTRICT OF SAANICH 2017 TRAFFIC COUNTS

Major Route: Saanich Road
Minor Route: Darwin Avenue
Date: Wednesday, February 22, 2017
Filename: Saanich@Darwin-Feb22-2017.xls

Station #: TIN000781
Intersection Type: 4-leg
East/West Route: Darwin Avenue
Weather: Clear and dry

Comments:

Bicycle Data

Time Period Starting	Saanich Rd			Saanich Rd			Darwin Ave			Darwin Ave			15 Min Total	Hourly Total
	From North			From South			From West			From East				
	Left	Thru	Right	Left	Thru	Right	Left	Thru	Right	Left	Thru	Right		
7:30	0	1	1	2	1	0	0	0	2		0		7 *	-
7:45	0	2	0	4	0	0	0	0	2		1		9 +	-
8:00	1	1	0	2	1	0	0	1	0		0		6 *	-
8:15	0	1	0	1	0	0	0	0	0		1		3 *	25
8:30	0	3	0	3	0	0	0	0	0		0		6	24
8:45	0	0	0	0	0	0	0	0	0		1		1	16
9:00	0	1	0	2	0	0	0	0	0		0		3	13
9:15	0	0	0	0	0	0	0	0	0		0		0	10
Total	1	9	1	14	2	0	0	1	4	0	3	0	35	-
Pk Hr	1	5	1	9	2	0	0	1	4	0	2	0	25 *	-
15x4	4	12	0	16	4	0	0	4	8	0	4	0	52 +	-

15:30	0	0	0	0	0	0	0	1	0		0		1	-
15:45	0	0	0	0	3	0	2	0	2		0		7 +	-
16:00	0	0	0	1	0	0	0	0	1		2		4 *	-
16:15	0	1	0	1	2	0	0	0	0		0		4 *	16
16:30	0	0	0	0	1	1	0	1	0		0		3 *	18
16:45	0	0	0	0	4	1	0	0	1		0		6	17
17:00	0	0	0	1	1	0	0	1	0		0		3	16
17:15	0	0	0	1	2	1	0	1	0		1		6	18
Total	0	1	0	4	13	3	2	4	4	0	3	0	34	-
Pk Hr	0	1	0	2	6	1	2	1	3	0	2	0	18 *	-
15x4	0	4	0	4	16	4	0	4	4	0	8	0	44 +	-

4 Hr	1	10	1	18	15	3	2	5	8	0	6	0	69	138
------	---	----	---	----	----	---	---	---	---	---	---	---	----	-----

PEAK HOUR SUMMARY

