

Reynolds Road @ Borden Street

Thursday, September 27, 2018

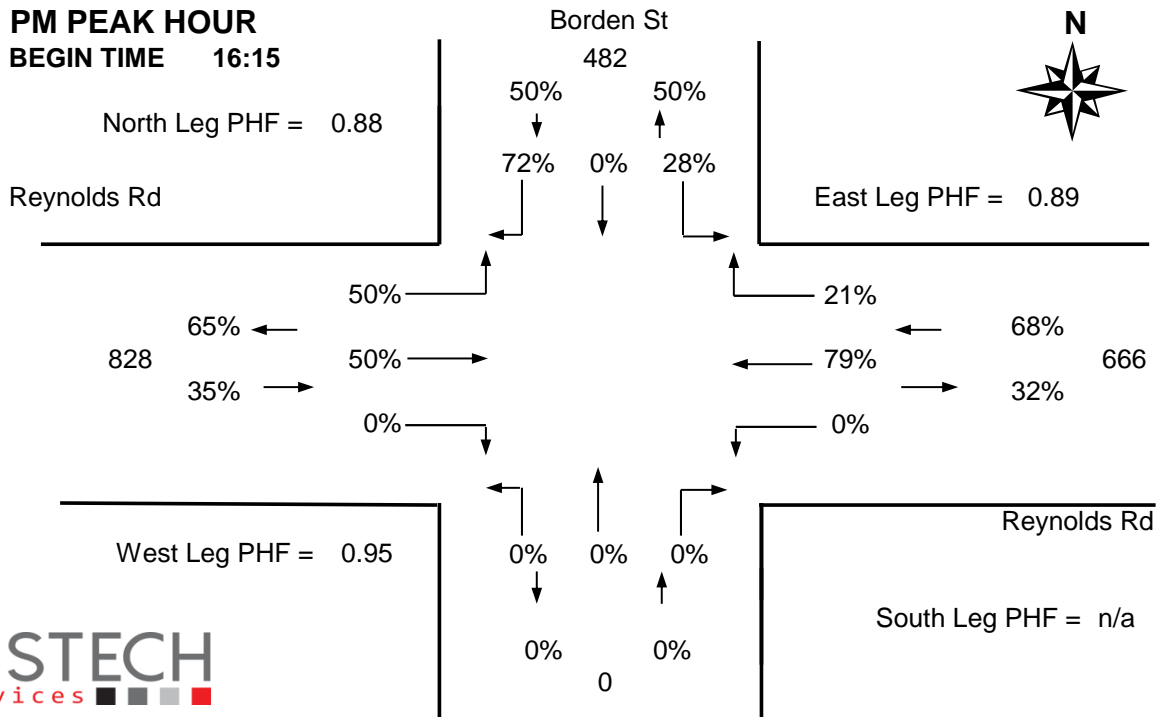
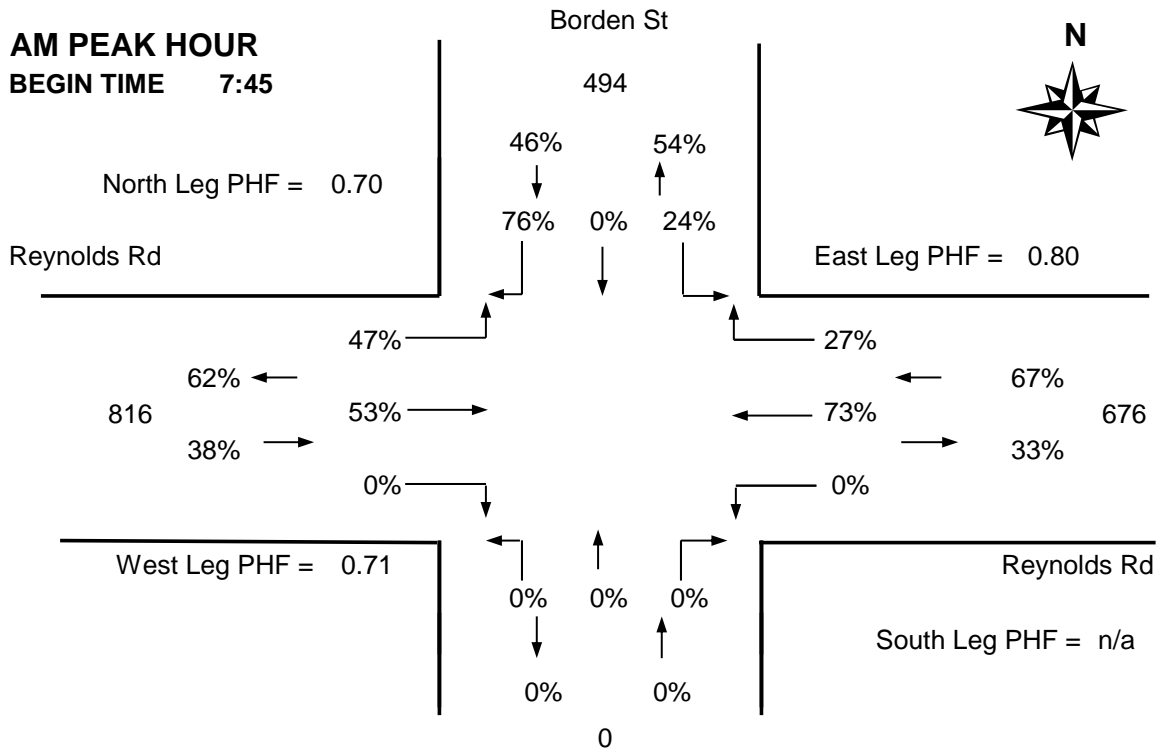


The data presented here is for information purposes only and should not be considered authoritative for construction, geotechnical, engineering, navigational, legal, or other site-specific uses. The information shared is owned by the Transportation Division of the Engineering Department at the District of Saanich. Accuracy is not guaranteed.

DISTRICT OF SAANICH 2018 TRAFFIC COUNTS

Major Route: Reynolds Road
Minor Route: Borden Street
Date: Thursday, September 27, 2018
Filename: Reynolds@Borden-Sep27-2018.xls

Station #: TIN000818
Intersection Type: 3-leg north approach
East/West Route: Reynolds Road
Weather: Clear and dry



DISTRICT OF SAANICH 2018 TRAFFIC COUNTS

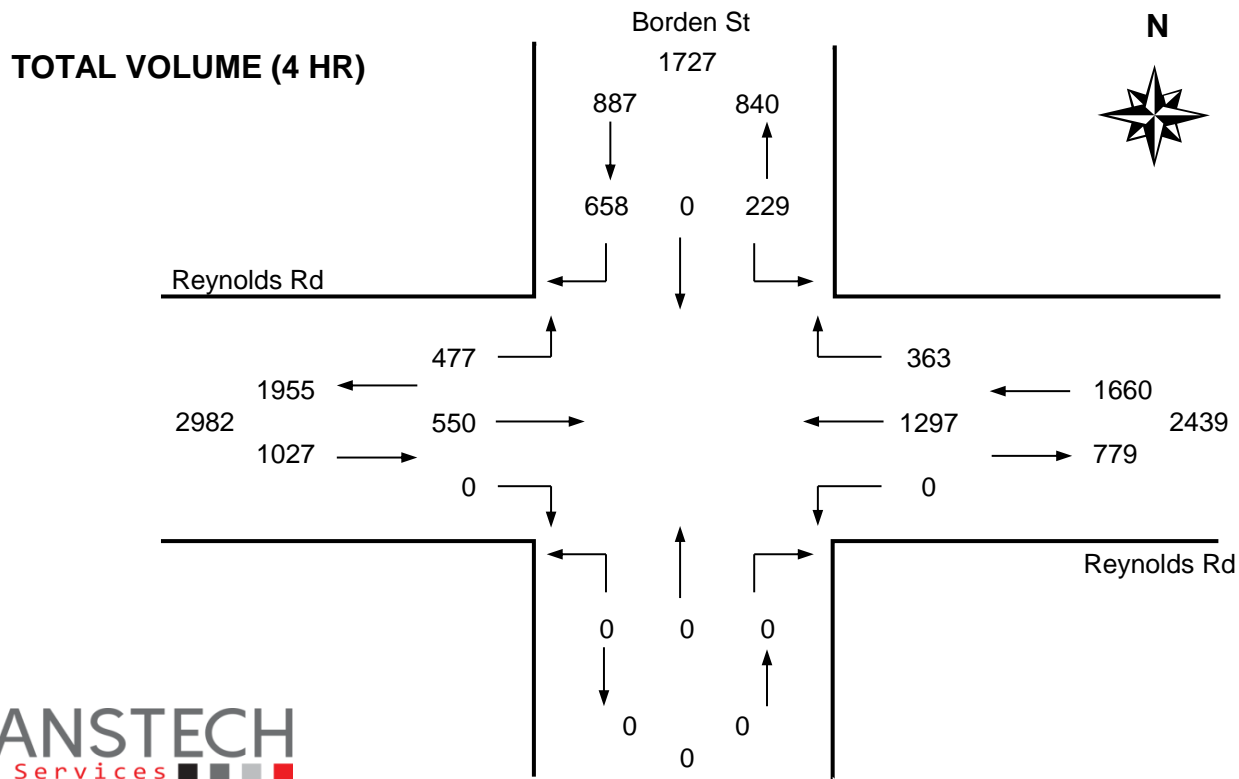
Major Route: Reynolds Road
Minor Route: Borden Street
Date: Thursday, September 27, 2018
Filename: Reynolds@Borden-Sep27-2018.xls

Station #: TIN000818
Intersection Type: 3-leg north approach
East/West Route: Reynolds Road
Weather: Clear and dry

Comments: Count ID-2018155

Vehicle Data

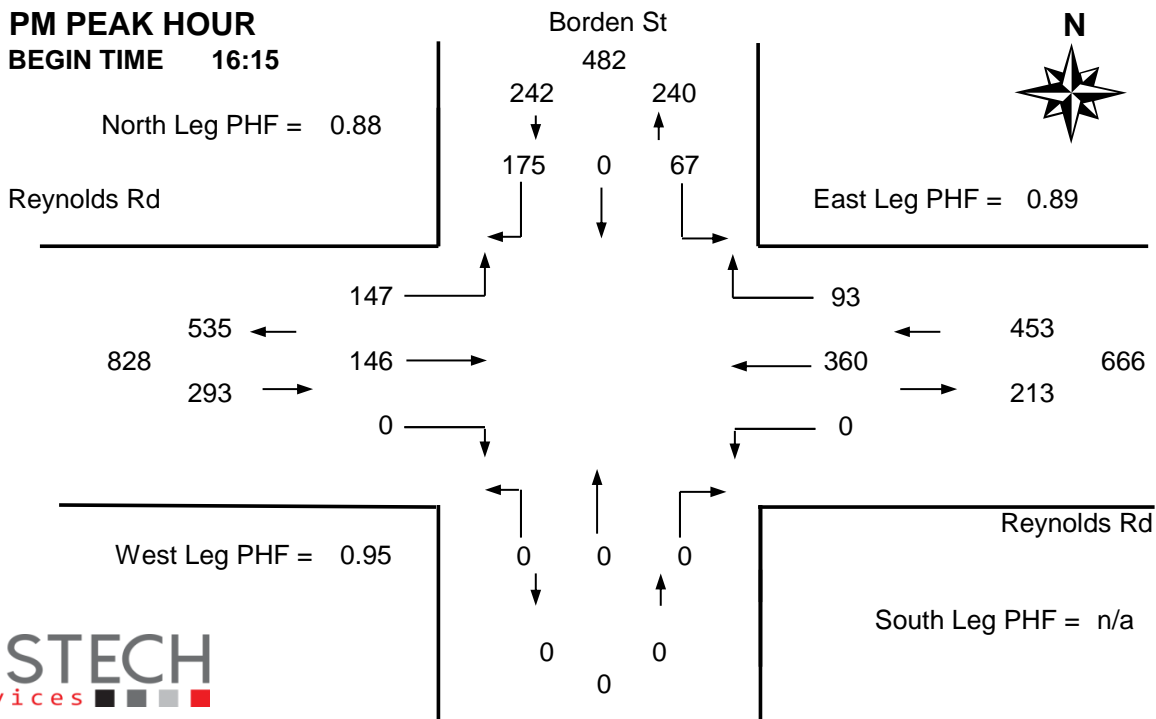
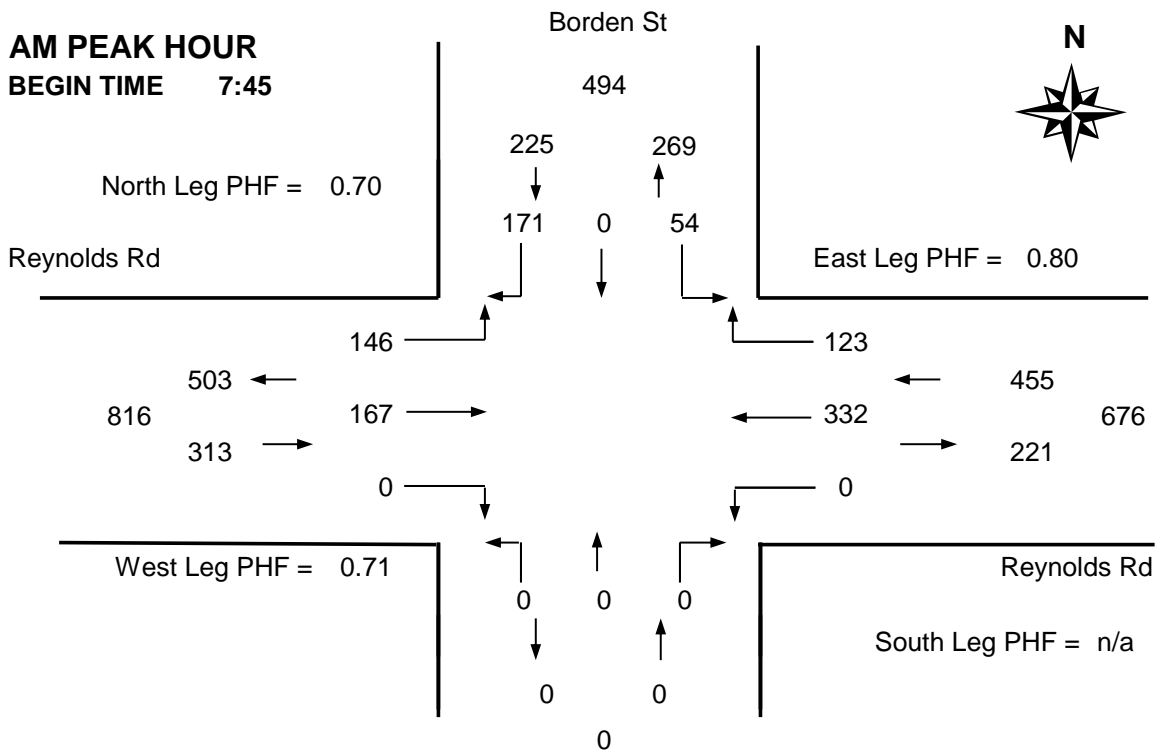
Time Period Starting	Borden St						Reynolds Rd			Reynolds Rd			15 Min Total	Hourly Total	Pedestrians			
	From North			From South			From West			From East					N	S	W	E
	Left	Thru	Right	Left	Thru	Right	Left	Thru	Right	Left	Thru	Right						
7:30	9		33				18	21			68	12	161	-	3		0	1
7:45	10		35				35	36			66	22	204 *	-	10		0	7
8:00	8		27				50	60			100	39	284 *	-	33		0	21
8:15	18		62				52	38			96	46	312 +	961	28		0	32
8:30	18		47				9	33			70	16	193 *	993	12		0	2
8:45	8		39				24	28			85	17	201	990	1		0	3
9:00	12		30				22	36			55	12	167	873	3		0	0
9:15	6		25				17	31			47	10	136	697	1		0	1
Total	89	0	298	0	0	0	227	283	0	0	587	174	1658	-	91	0	0	67
Pk Hr	54	0	171	0	0	0	146	167	0	0	332	123	993 *	-	83	0	0	62
Pk Hr Factor	0.75	n/a	0.69	n/a	n/a	n/a	0.70	0.70	n/a	n/a	0.83	0.67	0.80	* = Peak hour + = Peak 15 minutes				
	0.70			n/a			0.71			0.80								
15:30	25		60				17	26			97	23	248	-	4		0	15
15:45	17		46				29	31			99	20	242	-	12		0	2
16:00	16		50				22	29			73	23	213	-	2		0	6
16:15	16		34				38	31			103	21	243 *	946	1		0	3
16:30	12		57				40	37			73	28	247 *	945	9		0	7
16:45	27		39				30	41			100	27	264 +	967	1		0	4
17:00	12		45				39	37			84	17	234 *	988	7		0	9
17:15	15		29				35	35			81	30	225	970	4		0	0
Total	140	0	360	0	0	0	250	267	0	0	710	189	1916	-	40	0	0	46
Pk Hr	67	0	175	0	0	0	147	146	0	0	360	93	988 *	-	18	0	0	23
Pk Hr Factor	0.62	n/a	0.77	n/a	n/a	n/a	0.92	0.89	n/a	n/a	0.87	0.83	0.94					
	0.88			n/a			0.95			0.89								



DISTRICT OF SAANICH 2018 TRAFFIC COUNTS

Major Route: Reynolds Road
Minor Route: Borden Street
Date: Thursday, September 27, 2018
Filename: Reynolds@Borden-Sep27-2018.xls

Station #: TIN000818
Intersection Type: 3-leg north approach
East/West Route: Reynolds Road
Weather: Clear and dry



DISTRICT OF SAANICH 2018 TRAFFIC COUNTS

Major Route: Reynolds Road
Minor Route: Borden Street
Date: Thursday, September 27, 2018
Filename: Reynolds@Borden-Sep27-2018.xls

Station #: TIN000818
Intersection Type: 3-leg north approach
East/West Route: Reynolds Road
Weather: Clear and dry

Comments: Count ID-2018155

Bicycle Data

Time Period Starting	Borden St						Reynolds Rd			Reynolds Rd			15 Min Total	Hourly Total
	From North			From South			From West			From East				
	Left	Thru	Right	Left	Thru	Right	Left	Thru	Right	Left	Thru	Right		
7:30	0		1				0	2			4	1	8 *	-
7:45	1		0				0	1			3	3	8 *	-
8:00	1		0				1	1			5	3	11 *	-
8:15	0		0				1	0			3	9	13 +	40
8:30	0		0				0	1			6	0	7	39
8:45	0		0				2	0			0	1	3	34
9:00	0		0				0	1			0	1	2	25
9:15	1		0				1	0			0	1	3	15
Total	3	0	1	0	0	0	5	6	0	0	21	19	55	-
Pk Hr	2	0	1	0	0	0	2	4	0	0	15	16	40 *	-
15x4	4	0	4	0	0	0	4	8	0	0	20	36	52 +	-

15:30	1		1				0	0			0	0	2	-
15:45	2		0				1	2			2	1	8	-
16:00	1		3				0	0			1	1	6	-
16:15	1		1				1	3			1	0	7	23
16:30	0		1				0	5			1	0	7 *	28
16:45	2		0				0	3			0	1	6 *	26
17:00	2		0				1	1			3	0	7 *	27
17:15	3		1				0	1			1	4	10 +	30
Total	12	0	7	0	0	0	3	15	0	0	9	7	53	-
Pk Hr	7	0	2	0	0	0	1	10	0	0	5	5	30 *	-
15x4	12	0	4	0	0	0	4	20	0	0	12	16	40 +	-

4 Hr	15	0	8	0	0	0	8	21	0	0	30	26	108	216
------	----	---	---	---	---	---	---	----	---	---	----	----	-----	-----

PEAK HOUR SUMMARY

