

Raymond Street @ Whiteside Street

Wednesday, September 26, 2018

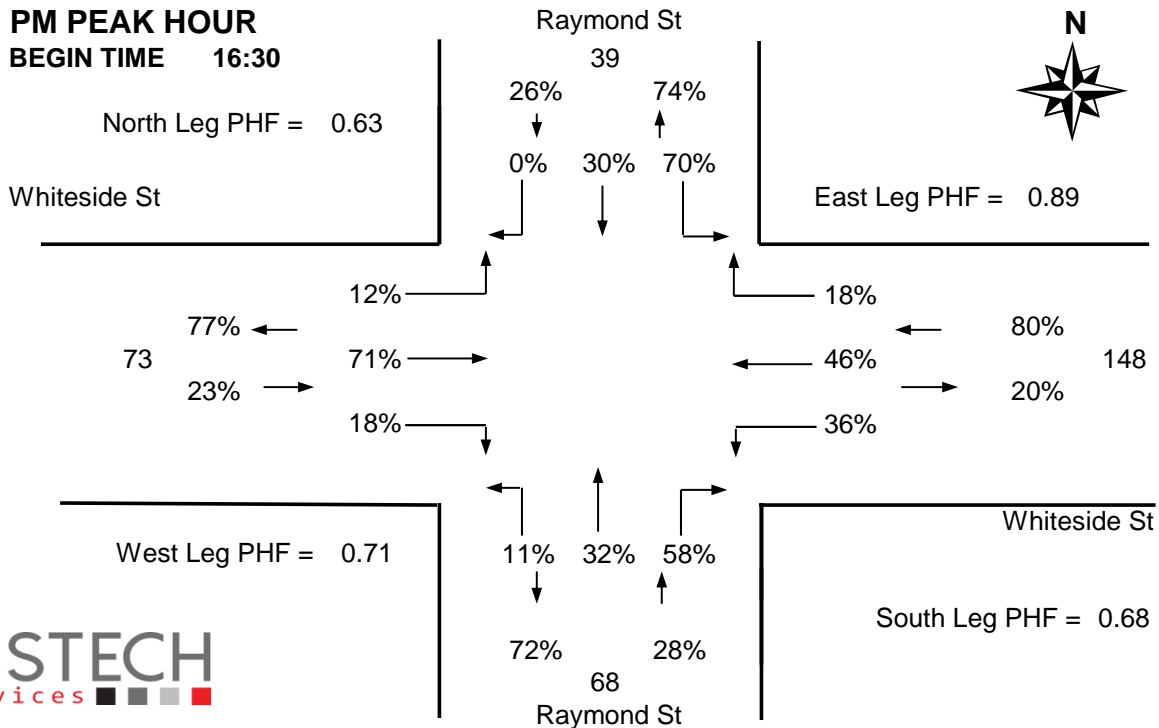
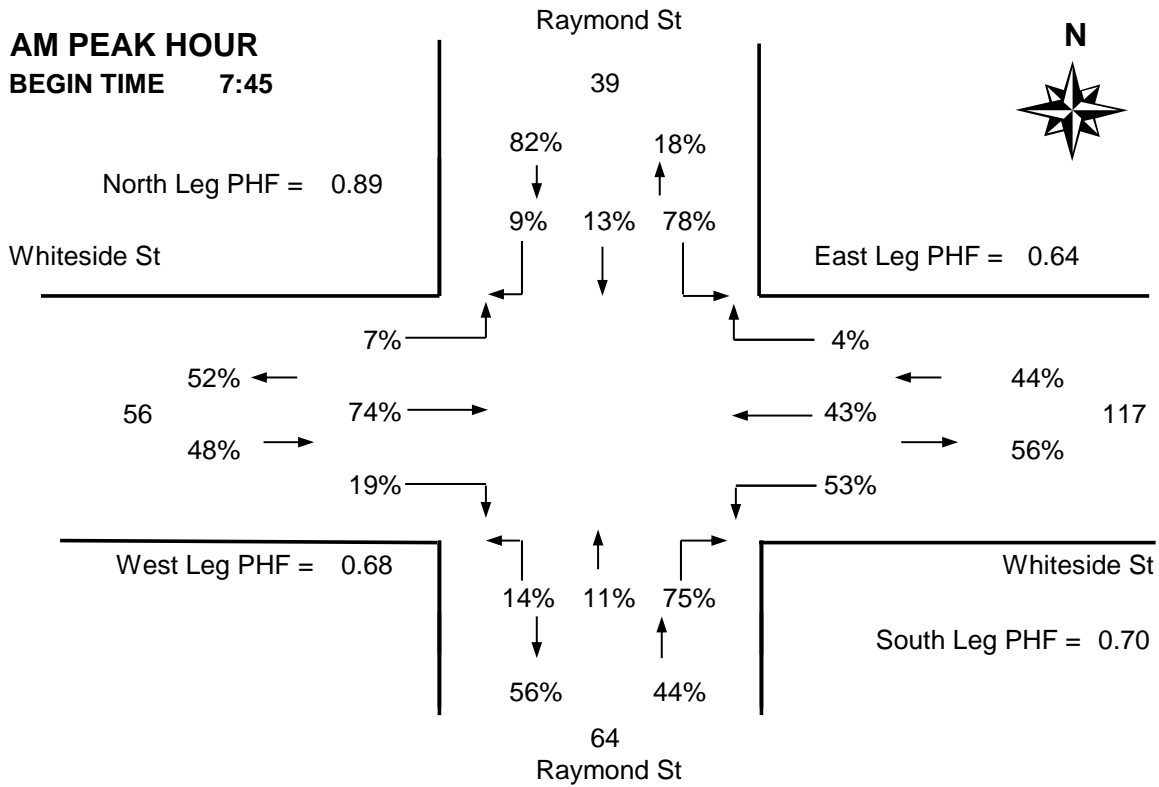


The data presented here is for information purposes only and should not be considered authoritative for construction, geotechnical, engineering, navigational, legal, or other site-specific uses. The information shared is owned by the Transportation Division of the Engineering Department at the District of Saanich. Accuracy is not guaranteed.

DISTRICT OF SAANICH 2018 TRAFFIC COUNTS

Major Route: Raymond Street
Minor Route: Whiteside Street
Date: Wednesday, September 26, 2018
Filename: Raymond@Whiteside-Sep26-2018.xls

Station #: TIN001167
Intersection Type: 4-leg
East/West Route: Whiteside Street
Weather: Clear and dry



DISTRICT OF SAANICH 2018 TRAFFIC COUNTS

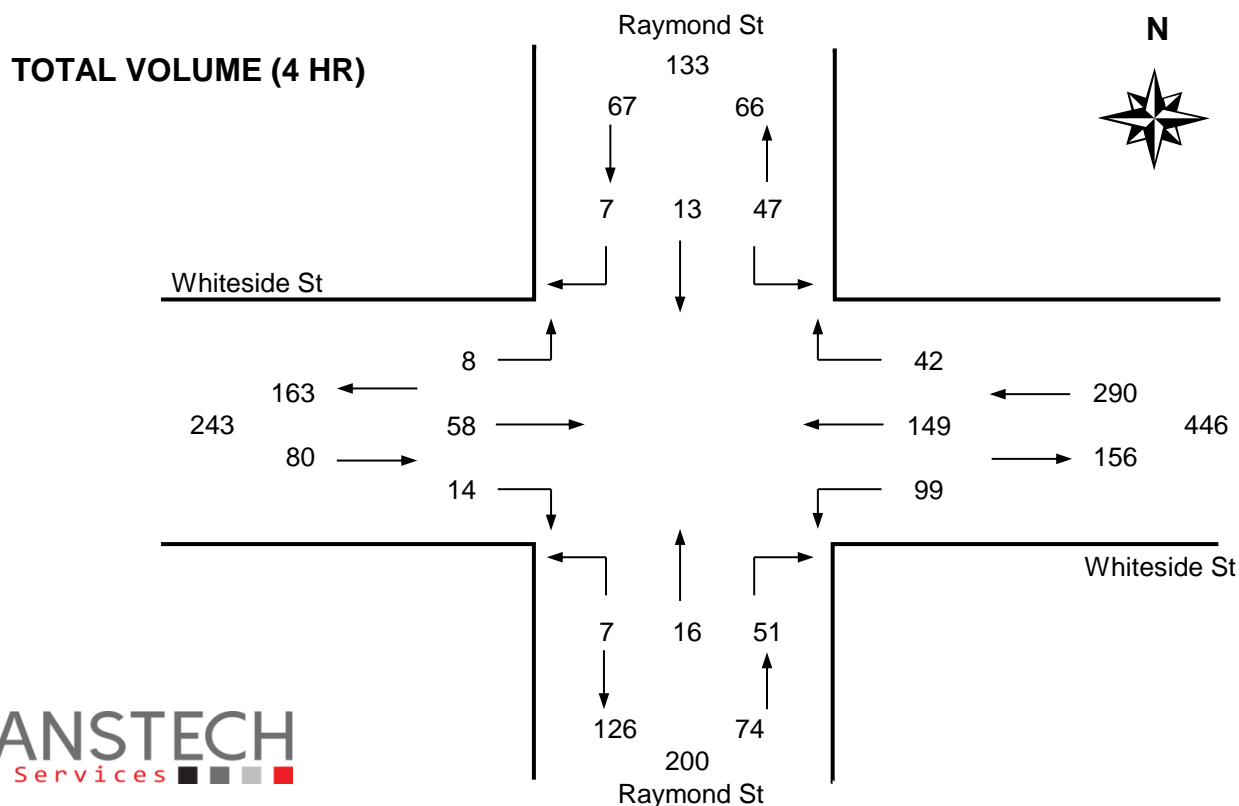
Major Route: Raymond Street
Minor Route: Whiteside Street
Date: Wednesday, September 26, 2018
Filename: Raymond@Whiteside-Sep26-2018.xls

Station #: TIN001167
Intersection Type: 4-leg
East/West Route: Whiteside Street
Weather: Clear and dry

Comments: Count ID-2018154

Vehicle Data

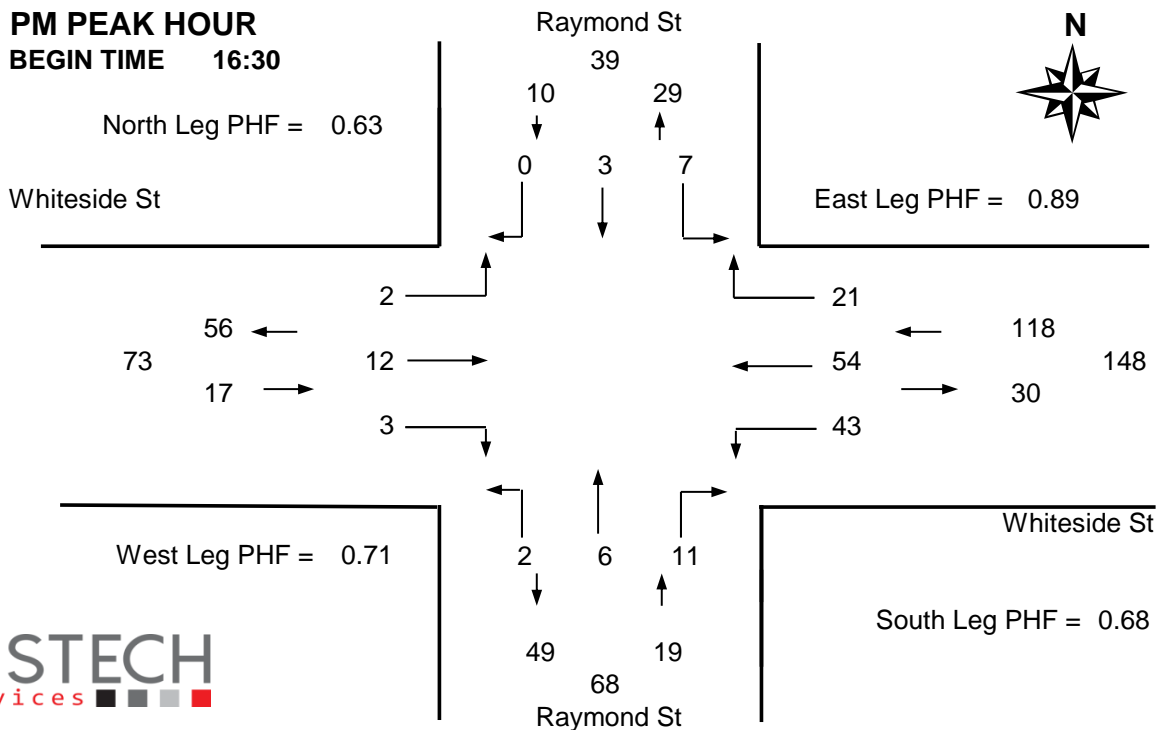
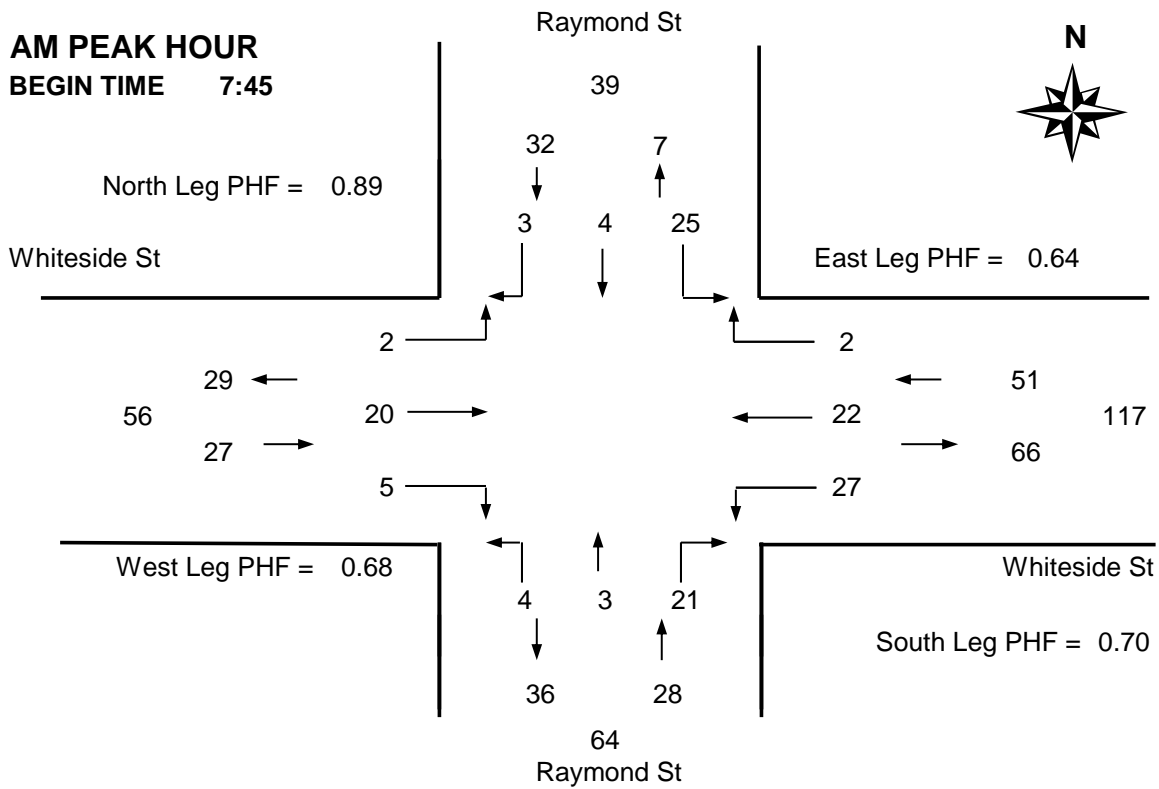
Time Period Starting	Raymond St			Raymond St			Whiteside St			Whiteside St			15 Min Total	Hourly Total	Pedestrians			
	From North			From South			From West			From East					N	S	W	E
	Left	Thru	Right	Left	Thru	Right	Left	Thru	Right	Left	Thru	Right						
7:30	4	3	0	0	0	3	0	4	0	5	0	0	19	-	0	0	0	1
7:45	7	1	0	0	0	4	1	2	0	2	5	1	23 *	-	0	0	2	1
8:00	7	0	2	0	0	5	0	7	1	6	5	1	34 *	-	4	2	1	4
8:15	5	3	0	3	2	5	1	7	2	13	7	0	48 +	124	2	1	6	0
8:30	6	0	1	1	1	7	0	4	2	6	5	0	33 *	138	1	1	0	2
8:45	1	0	1	0	0	4	0	8	0	1	6	1	22	137	1	0	1	1
9:00	2	1	0	0	2	1	1	4	0	1	4	1	17	120	1	1	0	0
9:15	1	0	2	0	1	2	1	2	1	0	8	0	18	90	0	0	1	0
Total	33	8	6	4	6	31	4	38	6	34	40	4	214	-	9	5	11	9
Pk Hr	25	4	3	4	3	21	2	20	5	27	22	2	138 *	-	7	4	9	7
Pk Hr Factor	0.89	0.33	0.38	0.33	0.38	0.75	0.50	0.71	0.63	0.52	0.79	0.50	0.72	* = Peak hour + = Peak 15 minutes				
	0.89			0.70			0.68			0.64								
15:30	4	0	0	0	1	1	0	4	1	2	15	4	32	-	0	0	2	2
15:45	1	0	1	1	0	2	1	1	3	5	7	6	28	-	0	2	2	1
16:00	0	0	0	0	1	3	0	2	1	7	17	3	34	-	0	0	5	3
16:15	2	2	0	0	2	3	1	1	0	8	16	4	39	133	0	1	0	2
16:30	3	1	0	1	2	1	1	2	1	11	13	7	43 +	144	0	0	2	1
16:45	1	1	0	0	2	5	0	5	1	8	15	4	42 *	158	1	0	3	1
17:00	2	0	0	1	0	3	0	5	0	9	13	5	38 *	162	3	1	3	0
17:15	1	1	0	0	2	2	1	0	1	15	13	5	41 *	164	0	1	2	1
Total	14	5	1	3	10	20	4	20	8	65	109	38	297	-	4	5	19	11
Pk Hr	7	3	0	2	6	11	2	12	3	43	54	21	164 *	-	4	2	10	3
Pk Hr Factor	0.58	0.75	n/a	0.50	0.75	0.55	0.50	0.60	0.75	0.72	0.90	0.75	0.95					
	0.63			0.68			0.71			0.89								



DISTRICT OF SAANICH 2018 TRAFFIC COUNTS

Major Route: Raymond Street
Minor Route: Whiteside Street
Date: Wednesday, September 26, 2018
Filename: Raymond@Whiteside-Sep26-2018.xls

Station #: TIN001167
Intersection Type: 4-leg
East/West Route: Whiteside Street
Weather: Clear and dry



DISTRICT OF SAANICH 2018 TRAFFIC COUNTS

Major Route: Raymond Street
Minor Route: Whiteside Street
Date: Wednesday, September 26, 2018
Filename: Raymond@Whiteside-Sep26-2018.xls

Station #: TIN001167
Intersection Type: 4-leg
East/West Route: Whiteside Street
Weather: Clear and dry

Comments: Count ID-2018154

Bicycle Data

Time Period Starting	Raymond St			Raymond St			Whiteside St			Whiteside St			15 Min Total	Hourly Total
	From North			From South			From West			From East				
	Left	Thru	Right	Left	Thru	Right	Left	Thru	Right	Left	Thru	Right		
7:30	0	0	0	0	0	0	0	0	0	0	0	0	0	-
7:45	0	0	0	0	0	0	0	0	0	0	0	0	0	-
8:00	0	0	0	0	0	0	0	0	0	0	0	0	0	-
8:15	0	2	0	0	0	0	0	0	0	0	0	0	2	2
8:30	0	0	0	0	0	0	0	0	0	0	0	0	0	2
8:45	0	1	0	0	0	0	0	0	1	0	0	0	2	4
9:00	0	0	0	0	0	0	0	0	0	0	0	0	0	4
9:15	0	1	0	0	0	0	0	0	0	0	0	0	1	3
Total	0	4	0	0	0	0	0	0	1	0	0	0	5	-
Pk Hr	0	3	0	0	0	0	0	0	1	0	0	0	4	-
15x4	0	8	0	0	0	0	0	0	4	0	0	0	8	-

15:30	0	0	0	0	1	0	0	0	0	0	0	0	1	-
15:45	0	0	0	0	1	0	1	0	0	0	0	0	2	-
16:00	0	1	0	0	0	0	0	0	0	0	0	0	1	-
16:15	0	0	0	0	1	0	0	0	0	0	0	0	1	5
16:30	0	0	1	0	2	0	1	0	1	0	0	0	5	9
16:45	0	0	0	0	0	0	0	0	0	0	0	0	0	7
17:00	0	1	0	1	1	0	0	1	0	0	1	0	5	11
17:15	0	0	0	0	0	0	0	0	0	0	0	0	0	10
Total	0	2	1	1	6	0	2	1	1	0	1	0	15	-
Pk Hr	0	1	1	1	4	0	1	1	1	0	1	0	11	-
15x4	0	4	4	4	8	0	4	4	4	0	4	0	20	-

4 Hr	0	6	1	1	6	0	2	1	2	0	1	0	20	40
-------------	----------	----------	----------	----------	----------	----------	----------	----------	----------	----------	----------	----------	-----------	-----------

PEAK HOUR SUMMARY

