

Quadra Street @ Inverness Road

Wednesday, September 26, 2018

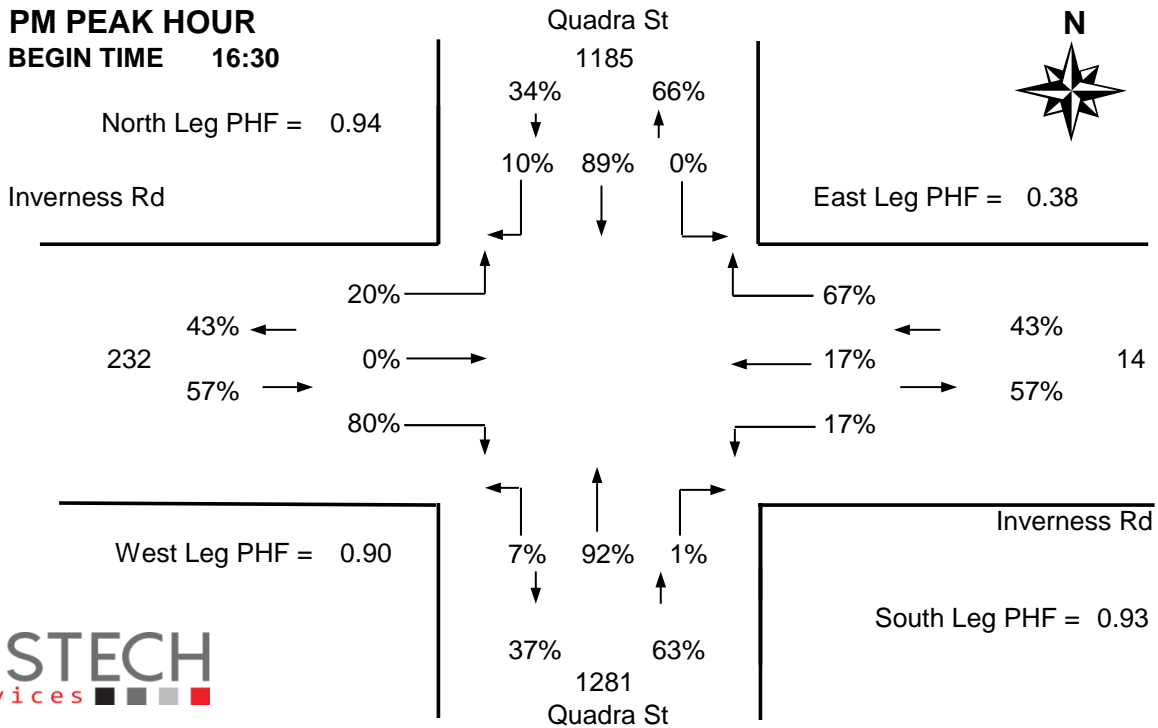
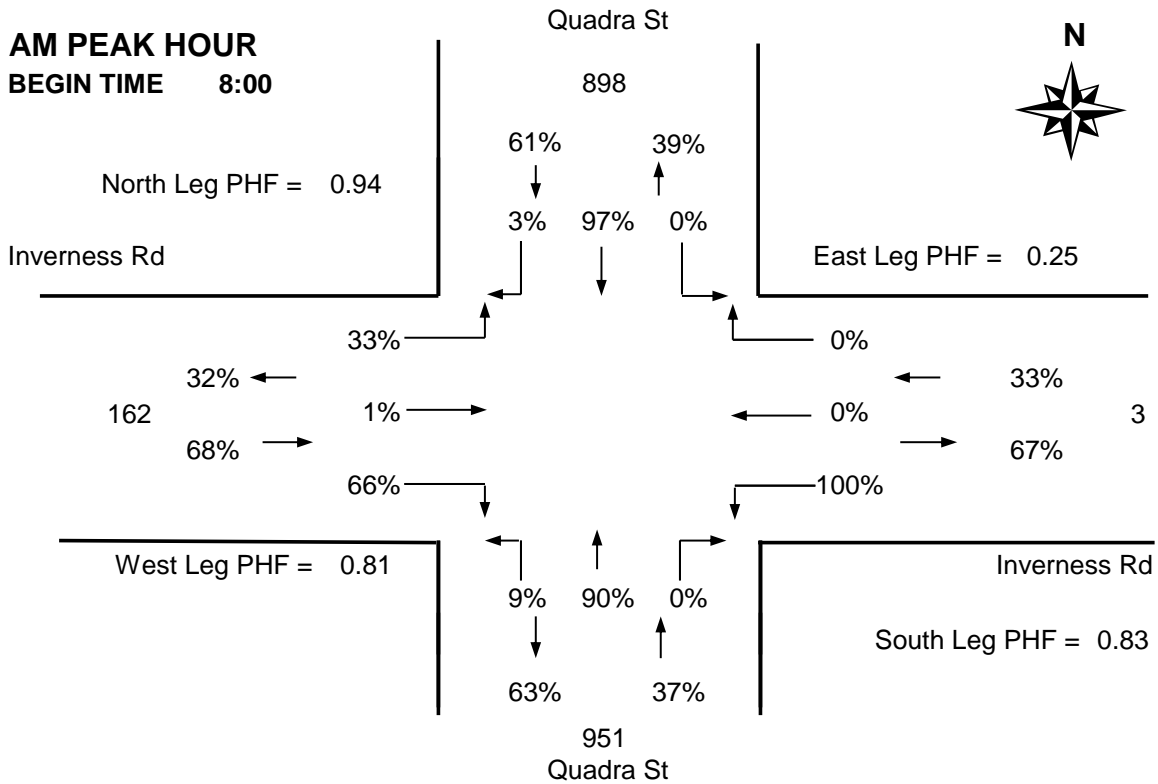


The data presented here is for information purposes only and should not be considered authoritative for construction, geotechnical, engineering, navigational, legal, or other site-specific uses. The information shared is owned by the Transportation Division of the Engineering Department at the District of Saanich. Accuracy is not guaranteed.

DISTRICT OF SAANICH 2018 TRAFFIC COUNTS

Major Route: Quadra Street
Minor Route: Inverness Road
Date: Wednesday, September 26, 2018
Filename: Quadra@Inverness-Sep26-2018.xls

Station #: TIN000692
Intersection Type: 4-leg
East/West Route: Inverness Road
Weather: Clear and dry



DISTRICT OF SAANICH 2018 TRAFFIC COUNTS

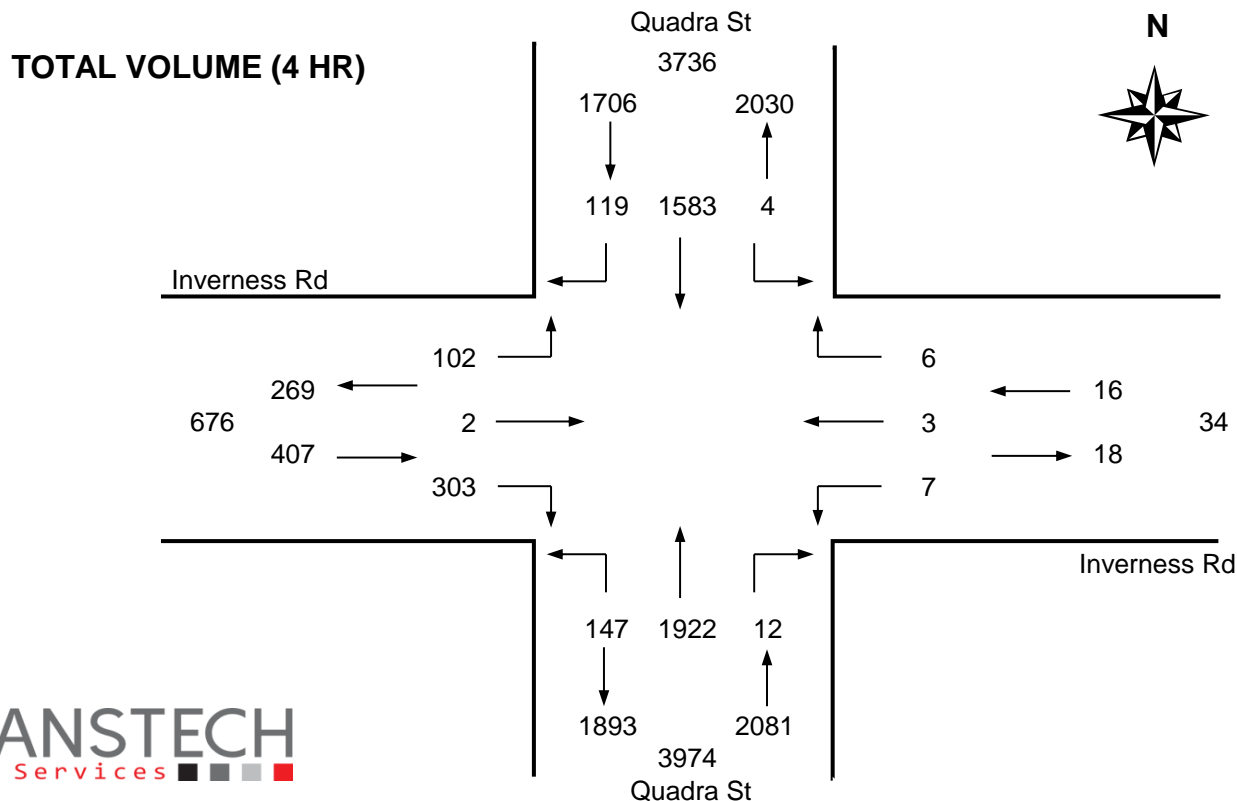
Major Route: Quadra Street
Minor Route: Inverness Road
Date: Wednesday, September 26, 2018
Filename: Quadra@Inverness-Sep26-2018.xls

Station #: TIN000692
Intersection Type: 4-leg
East/West Route: Inverness Road
Weather: Clear and dry

Comments: Count ID-2018153

Vehicle Data

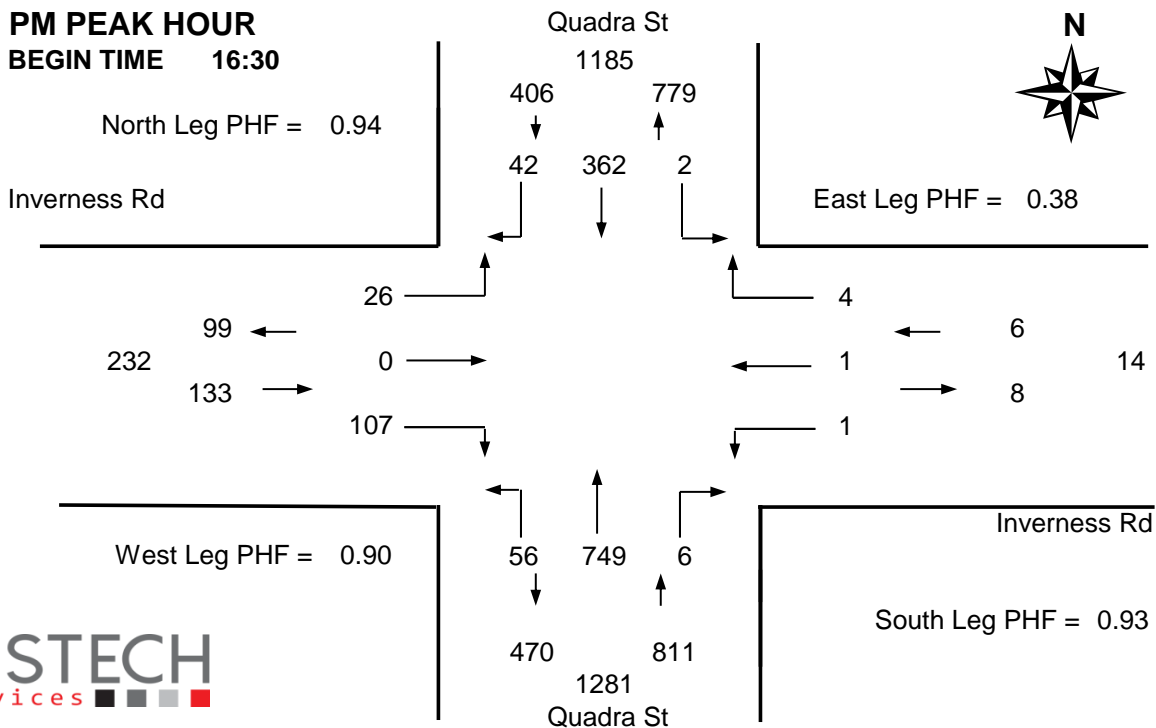
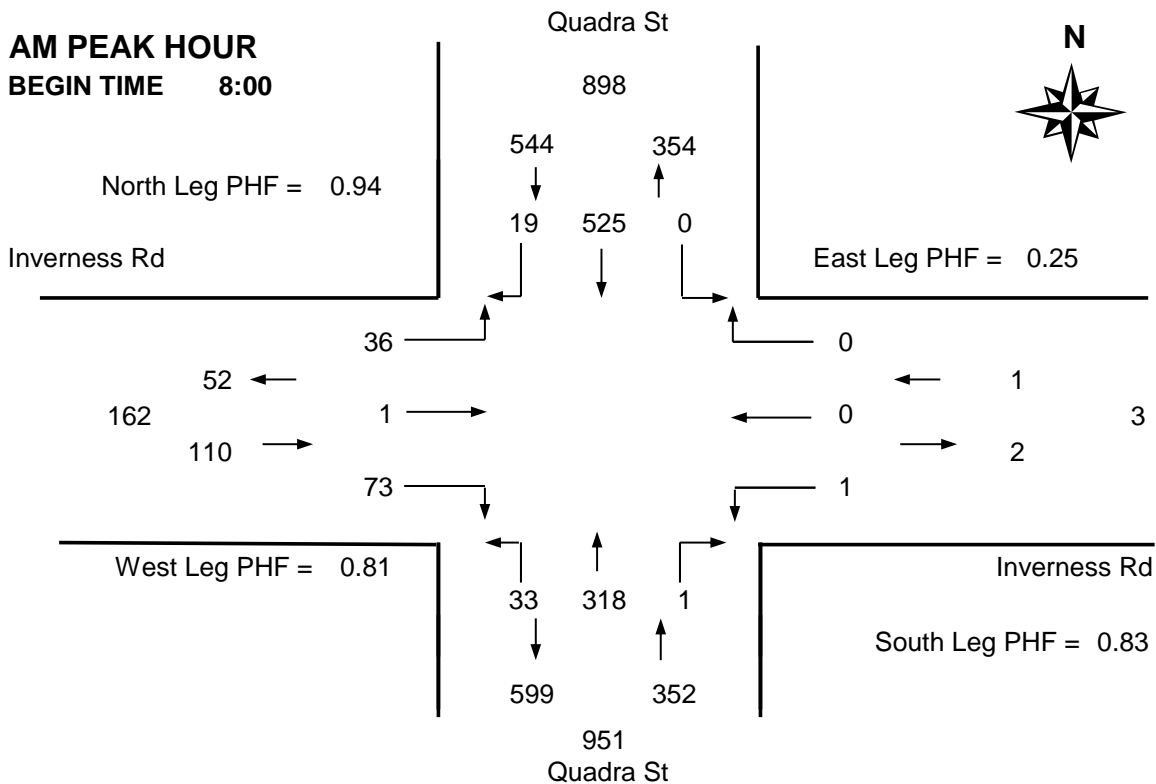
Time Period Starting	Quadra St			Quadra St			Inverness Rd			Inverness Rd			15 Min Total	Hourly Total	Pedestrians			
	From North			From South			From West			From East					N	S	W	E
	Left	Thru	Right	Left	Thru	Right	Left	Thru	Right	Left	Thru	Right						
7:30	0	68	4	7	52	0	6	0	15	0	0	0	152	-	8	0	4	0
7:45	1	103	6	8	88	0	2	0	14	0	1	0	223	-	15	0	7	0
8:00	0	125	3	10	89	0	14	0	20	0	0	0	261 *	-	7	0	12	3
8:15	0	140	4	5	65	1	4	0	14	1	0	0	234 *	870	3	0	12	3
8:30	0	135	4	6	70	0	11	0	17	0	0	0	243 *	961	21	0	9	3
8:45	0	125	8	12	94	0	7	1	22	0	0	0	269 +	1007	8	0	5	4
9:00	0	88	4	6	55	0	3	0	13	1	1	0	171	917	3	0	5	2
9:15	0	86	2	7	69	0	2	0	14	2	0	0	182	865	4	0	11	0
Total	1	870	35	61	582	1	49	1	129	4	2	0	1735	-	69	0	65	15
Pk Hr	0	525	19	33	318	1	36	1	73	1	0	0	1007 *	-	39	0	38	13
Pk Hr Factor	n/a	0.94	0.59	0.69	0.85	0.25	0.64	0.25	0.83	0.25	n/a	n/a	0.94	* = Peak hour + = Peak 15 minutes				
	0.94			0.83			0.81			0.25								
15:30	1	79	16	7	142	1	4	1	10	0	0	0	261	-	20	0	24	2
15:45	0	89	7	9	144	2	6	0	20	1	0	1	279	-	10	0	10	3
16:00	0	96	8	4	134	1	7	0	22	1	0	1	274	-	13	0	13	6
16:15	0	87	11	10	171	1	10	0	15	0	0	0	305	1119	18	0	10	6
16:30	1	94	9	15	194	2	4	0	29	1	0	0	349 *	1207	6	0	6	3
16:45	0	92	8	11	190	2	7	0	30	0	0	0	340 *	1268	12	0	9	1
17:00	1	94	13	19	198	1	6	0	28	0	0	1	361 +	1355	7	0	5	2
17:15	0	82	12	11	167	1	9	0	20	0	1	3	306 *	1356	7	0	0	1
Total	3	713	84	86	1340	11	53	1	174	3	1	6	2475	-	93	0	77	24
Pk Hr	2	362	42	56	749	6	26	0	107	1	1	4	1356 *	-	32	0	20	7
Pk Hr Factor	0.50	0.96	0.81	0.74	0.95	0.75	0.72	n/a	0.89	0.25	0.25	0.33	0.94					
	0.94			0.93			0.90			0.38								



DISTRICT OF SAANICH 2018 TRAFFIC COUNTS

Major Route: Quadra Street
Minor Route: Inverness Road
Date: Wednesday, September 26, 2018
Filename: Quadra@Inverness-Sep26-2018.xls

Station #: TIN000692
Intersection Type: 4-leg
East/West Route: Inverness Road
Weather: Clear and dry



DISTRICT OF SAANICH 2018 TRAFFIC COUNTS

Major Route: Quadra Street
Minor Route: Inverness Road
Date: Wednesday, September 26, 2018
Filename: Quadra@Inverness-Sep26-2018.xls

Station #: TIN000692
Intersection Type: 4-leg
East/West Route: Inverness Road
Weather: Clear and dry

Comments: Count ID-2018153

Bicycle Data

Time Period Starting	Quadra St			Quadra St			Inverness Rd			Inverness Rd			15 Min Total	Hourly Total
	From North			From South			From West			From East				
	Left	Thru	Right	Left	Thru	Right	Left	Thru	Right	Left	Thru	Right		
7:30	0	0	0	0	0	0	1	0	0	0	0	0	1	-
7:45	0	0	1	1	0	0	0	0	0	0	1	0	3 *	-
8:00	0	3	0	1	0	0	0	0	0	0	0	0	4 +	-
8:15	0	2	0	0	1	0	0	0	0	0	0	0	3 *	11
8:30	0	2	0	0	0	0	0	0	0	0	0	0	2 *	12
8:45	0	2	0	0	0	0	0	1	0	0	0	0	3	12
9:00	0	1	0	0	1	0	0	0	0	0	0	0	2	10
9:15	0	2	0	0	0	0	0	0	0	0	0	0	2	9
Total	0	12	1	2	2	0	1	1	0	0	1	0	20	-
Pk Hr	0	7	1	2	1	0	0	0	0	0	1	0	12 *	-
15x4	0	12	4	4	4	0	0	0	0	0	4	0	16 +	-

15:30	0	3	0	0	1	0	0	0	0	0	0	0	4 +	-
15:45	0	0	0	0	0	0	0	0	1	0	0	0	1 *	-
16:00	0	1	0	0	1	0	0	0	0	0	0	0	2 *	-
16:15	0	0	0	1	0	0	0	0	1	0	0	0	2 *	9
16:30	0	1	0	0	2	0	0	0	0	0	0	0	3	8
16:45	0	1	0	0	0	0	0	0	0	0	0	0	1	8
17:00	0	0	1	0	1	0	0	0	0	0	0	0	2	8
17:15	0	0	0	0	0	0	0	0	0	0	0	0	0	6
Total	0	6	1	1	5	0	0	0	2	0	0	0	15	-
Pk Hr	0	4	0	1	2	0	0	0	2	0	0	0	9 *	-
15x4	0	12	0	4	4	0	0	0	4	0	0	0	16 +	-

4 Hr	0	18	2	3	7	0	1	1	2	0	1	0	35	70
-------------	---	----	---	---	---	---	---	---	---	---	---	---	----	----

PEAK HOUR SUMMARY

