

Quadra Street @ Holmes Street

Wednesday, September 26, 2018

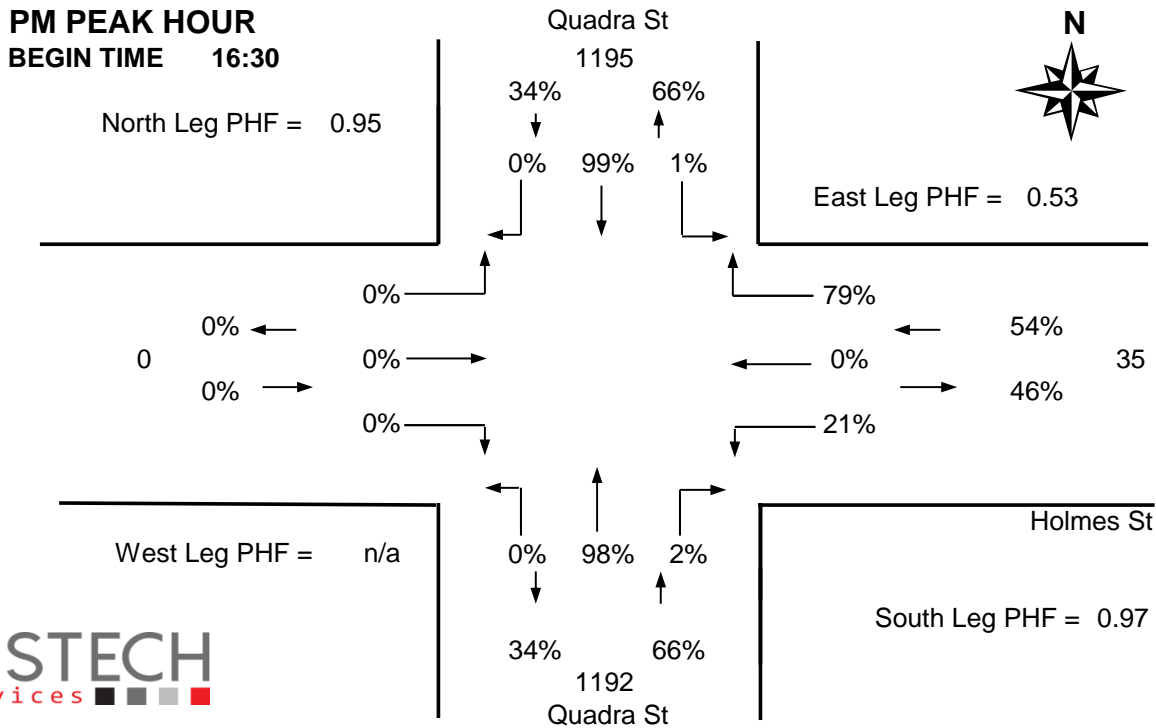
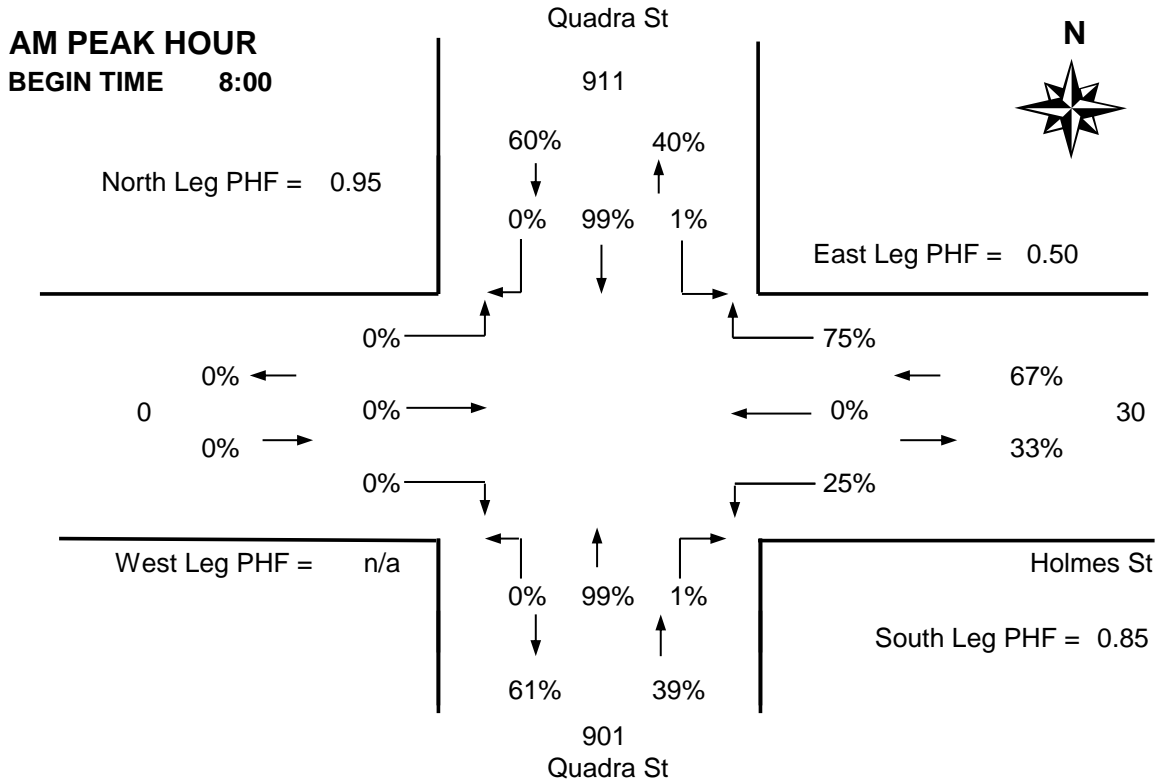


The data presented here is for information purposes only and should not be considered authoritative for construction, geotechnical, engineering, navigational, legal, or other site-specific uses. The information shared is owned by the Transportation Division of the Engineering Department at the District of Saanich. Accuracy is not guaranteed.

DISTRICT OF SAANICH 2018 TRAFFIC COUNTS

Major Route: Quadra Street
Minor Route: Holmes Street
Date: Wednesday, September 26, 2018
Filename: Quadra@Holmes-Sep26-2018.xls

Station #: TIN000693
Intersection Type: 3-leg east approach
East/West Route: Holmes Street
Weather: Clear and dry



DISTRICT OF SAANICH 2018 TRAFFIC COUNTS

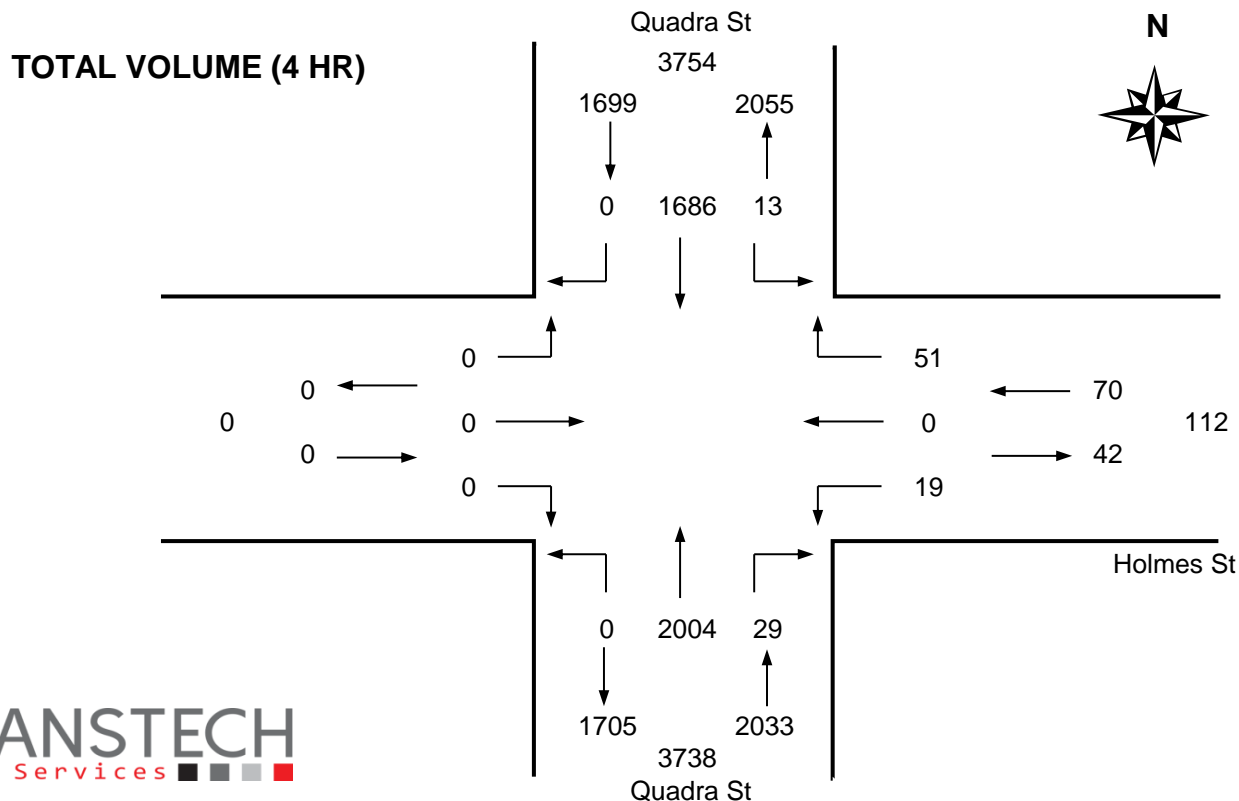
Major Route: Quadra Street
Minor Route: Holmes Street
Date: Wednesday, September 26, 2018
Filename: Quadra@Holmes-Sep26-2018.xls

Station #: TIN000693
Intersection Type: 3-leg east approach
East/West Route: Holmes Street
Weather: Clear and dry

Comments: Count ID-2018152

Vehicle Data

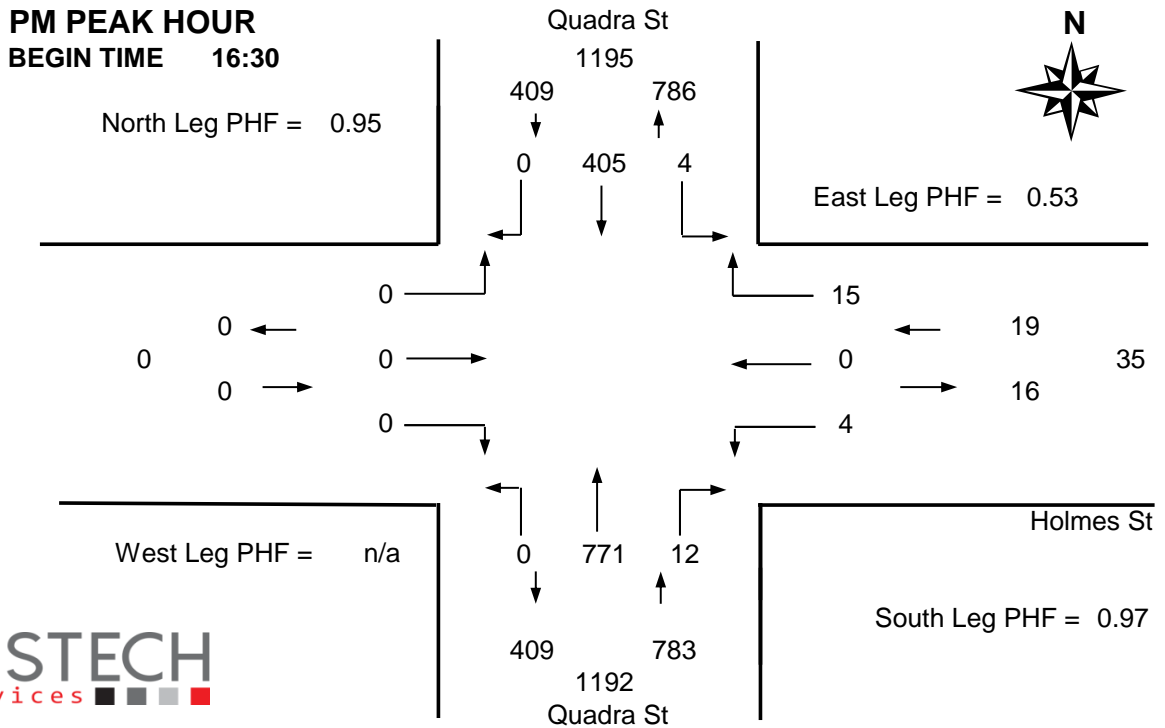
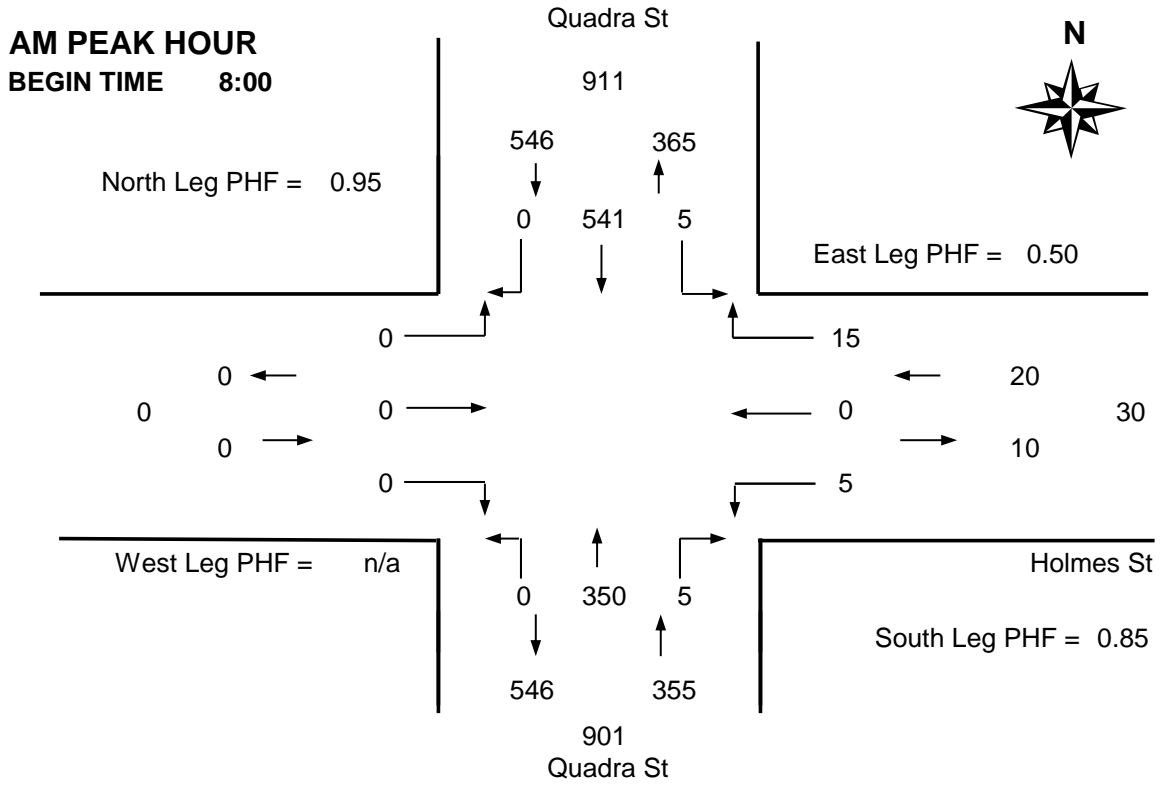
Time Period Starting	Quadra St			Quadra St			From West			Holmes St			15 Min Total	Hourly Total	Pedestrians				
	From North			From South			Left	Thru	Right	From East					Total	N	S	W	E
	Left	Thru	Right	Left	Thru	Right				Left	Thru	Right							
7:30	0	70			57	0				0		3	130	-	0	0		0	
7:45	0	109			90	0				0		5	204	-	1	1		5	
8:00	2	129			101	3				1		4	240 *	-	0	0		2	
8:15	1	143			67	1				2		1	215 *	789	1	0		2	
8:30	2	139			82	0				0		2	225 *	884	0	0		14	
8:45	0	130			100	1				2		8	241 +	921	0	1		3	
9:00	1	90			55	3				1		3	153	834	0	0		3	
9:15	0	88			71	0				0		1	160	779	0	0		1	
Total	6	898	0	0	623	8	0	0	0	6	0	27	1568	-	2	2	0	30	
Pk Hr	5	541	0	0	350	5	0	0	0	5	0	15	921 *	-	1	1	0	21	
Pk Hr Factor	0.63	0.95	n/a	n/a	0.87	0.42	n/a	n/a	n/a	0.63	n/a	0.47	0.96	* = Peak hour + = Peak 15 minutes					
	0.95			0.85			n/a			0.50									
15:30	1	91			146	1				4		1	244	-	0	1		25	
15:45	0	94			148	3				2		6	253	-	0	0		9	
16:00	0	102			143	0				1		0	246	-	0	1		2	
16:15	2	96			173	5				2		2	280	1023	0	0		2	
16:30	0	103			200	2				1		3	309 *	1088	0	0		5	
16:45	3	98			195	2				1		3	302 *	1137	2	0		7	
17:00	1	107			197	3				0		2	310 +	1201	0	1		7	
17:15	0	97			179	5				2		7	290 *	1211	3	0		5	
Total	7	788	0	0	1381	21	0	0	0	13	0	24	2234	-	5	3	0	62	
Pk Hr	4	405	0	0	771	12	0	0	0	4	0	15	1211 *	-	5	1	0	24	
Pk Hr Factor	0.33	0.95	n/a	n/a	0.96	0.60	n/a	n/a	n/a	0.50	n/a	0.54	0.98						
	0.95			0.97			n/a			0.53									



DISTRICT OF SAANICH 2018 TRAFFIC COUNTS

Major Route: Quadra Street
Minor Route: Holmes Street
Date: Wednesday, September 26, 2018
Filename: Quadra@Holmes-Sep26-2018.xls

Station #: TIN000693
Intersection Type: 3-leg east approach
East/West Route: Holmes Street
Weather: Clear and dry



DISTRICT OF SAANICH 2018 TRAFFIC COUNTS

Major Route: Quadra Street
Minor Route: Holmes Street
Date: Wednesday, September 26, 2018
Filename: Quadra@Holmes-Sep26-2018.xls

Station #: TIN000693
Intersection Type: 3-leg east approach
East/West Route: Holmes Street
Weather: Clear and dry

Comments: Count ID-2018152

Bicycle Data

Time Period Starting	Quadra St			Quadra St			From West			Holmes St			15 Min Total	Hourly Total
	From North			From South			From West			From East				
	Left	Thru	Right	Left	Thru	Right	Left	Thru	Right	Left	Thru	Right		
7:30	0	0			1	0				0		0	1	-
7:45	0	0			0	0				1		0	1 *	-
8:00	0	3			0	0				0		0	3 +	-
8:15	0	2			1	0				0		0	3 *	8
8:30	0	2			0	0				0		0	2 *	9
8:45	0	1			0	0				0		0	1	9
9:00	0	2			0	0				0		0	2	8
9:15	0	0			0	0				0		0	0	5
Total	0	10	0	0	2	0	0	0	0	1	0	0	13	-
Pk Hr	0	7	0	0	1	0	0	0	0	1	0	0	9 *	-
15x4	0	12	0	0	4	0	0	0	0	4	0	0	12 +	-

15:30	0	6			1	0				0		0	7 +	-
15:45	0	0			0	0				0		0	0 *	-
16:00	0	2			1	0				0		0	3 *	-
16:15	0	1			0	0				0		0	1 *	11
16:30	0	0			1	0				0		0	1	5
16:45	0	1			0	0				0		0	1	6
17:00	0	1			1	0				0		0	2	5
17:15	0	0			1	0				0		0	1	5
Total	0	11	0	0	5	0	0	0	0	0	0	0	16	-
Pk Hr	0	9	0	0	2	0	0	0	0	0	0	0	11 *	-
15x4	0	24	0	0	4	0	0	0	0	0	0	0	28 +	-

4 Hr	0	21	0	0	7	0	0	0	0	1	0	0	29	58
-------------	----------	-----------	----------	----------	----------	----------	----------	----------	----------	----------	----------	----------	-----------	-----------

PEAK HOUR SUMMARY

