

# Quadra Street @ Greenridge Crescent

Thursday, September 27, 2018

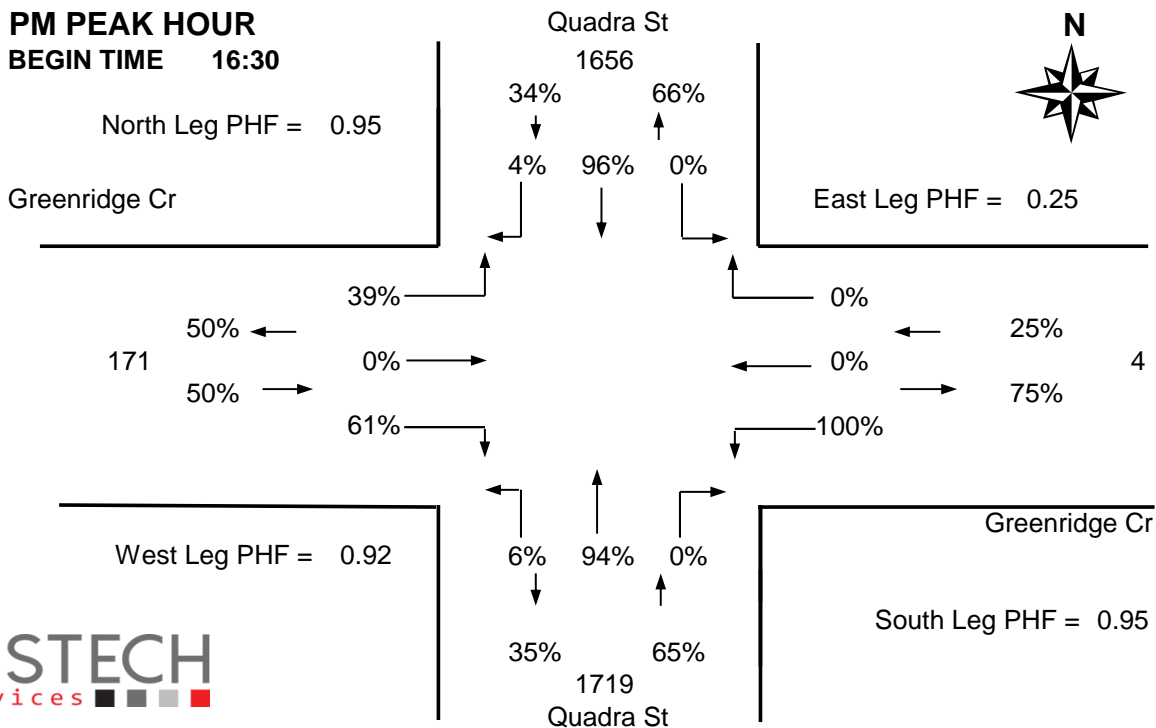
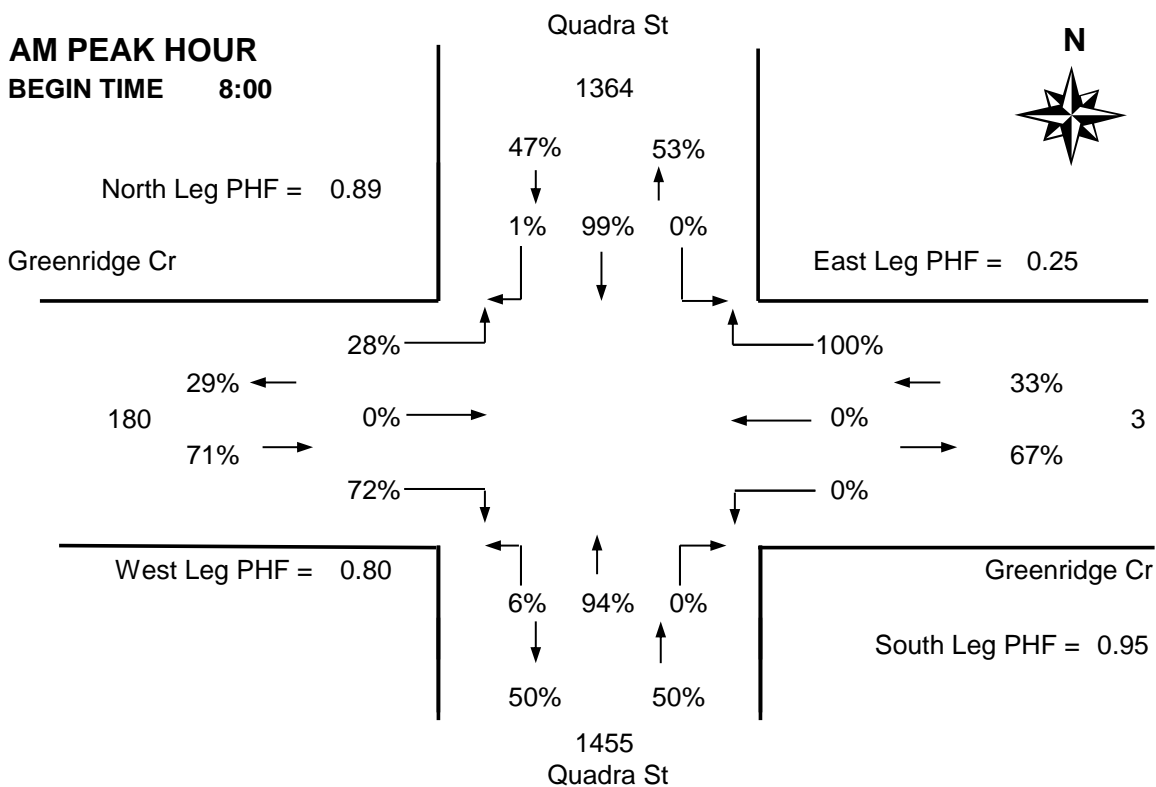


The data presented here is for information purposes only and should not be considered authoritative for construction, geotechnical, engineering, navigational, legal, or other site-specific uses. The information shared is owned by the Transportation Division of the Engineering Department at the District of Saanich. Accuracy is not guaranteed.

# DISTRICT OF SAANICH 2018 TRAFFIC COUNTS

**Major Route:** Quadra Street  
**Minor Route:** Greenridge Crescent  
**Date:** Thursday, September 27, 2018  
**Filename:** Quadra@Greenridge-Sep27-2018.xls

**Station #:** TIN000829  
**Intersection Type:** 4-leg  
**East/West Route:** Greenridge Crescent  
**Weather:** Clear and dry



# DISTRICT OF SAANICH 2018 TRAFFIC COUNTS

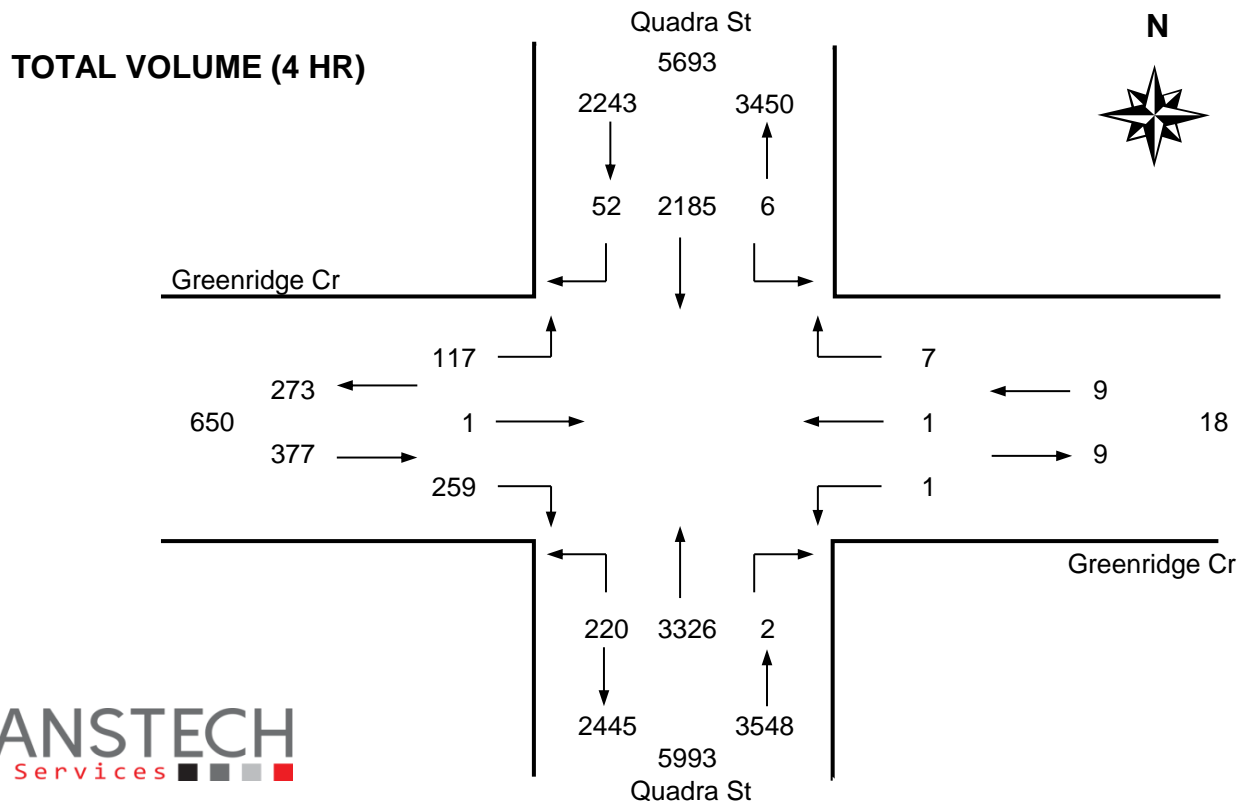
**Major Route:** Quadra Street  
**Minor Route:** Greenridge Crescent  
**Date:** Thursday, September 27, 2018  
**Filename:** Quadra@Greenridge-Sep27-2018.xls

**Station #:** TIN000829  
**Intersection Type:** 4-leg  
**East/West Route:** Greenridge Crescent  
**Weather:** Clear and dry

**Comments:** Count ID-2018151

### Vehicle Data

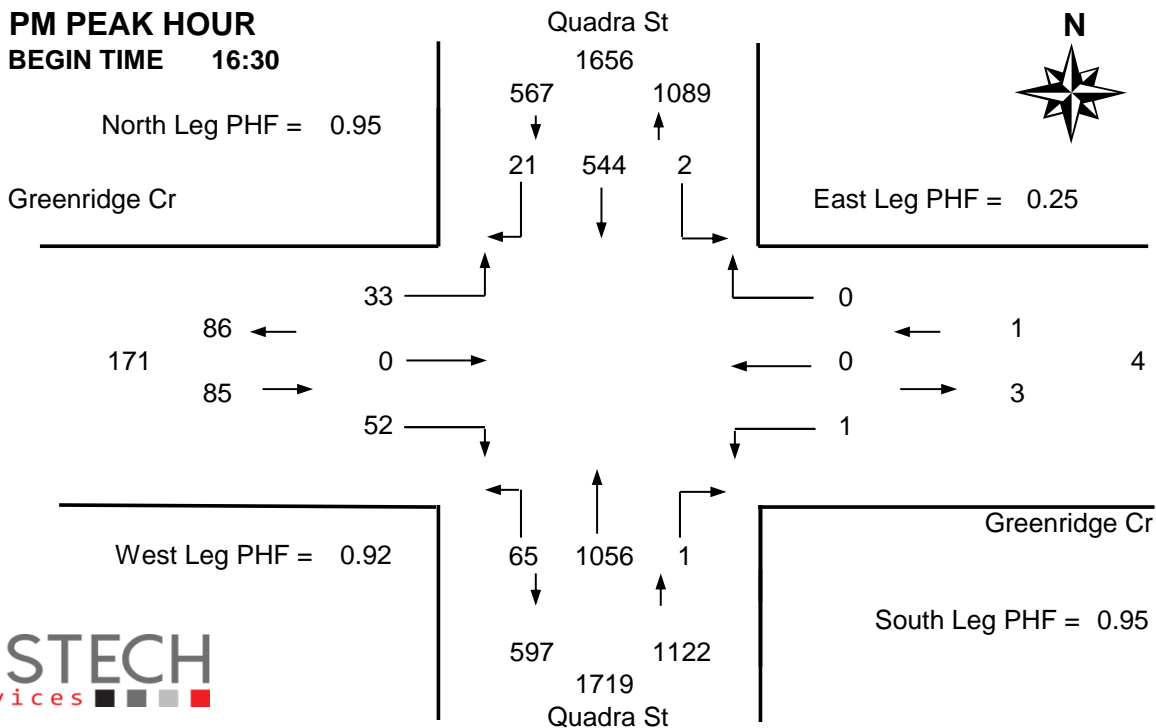
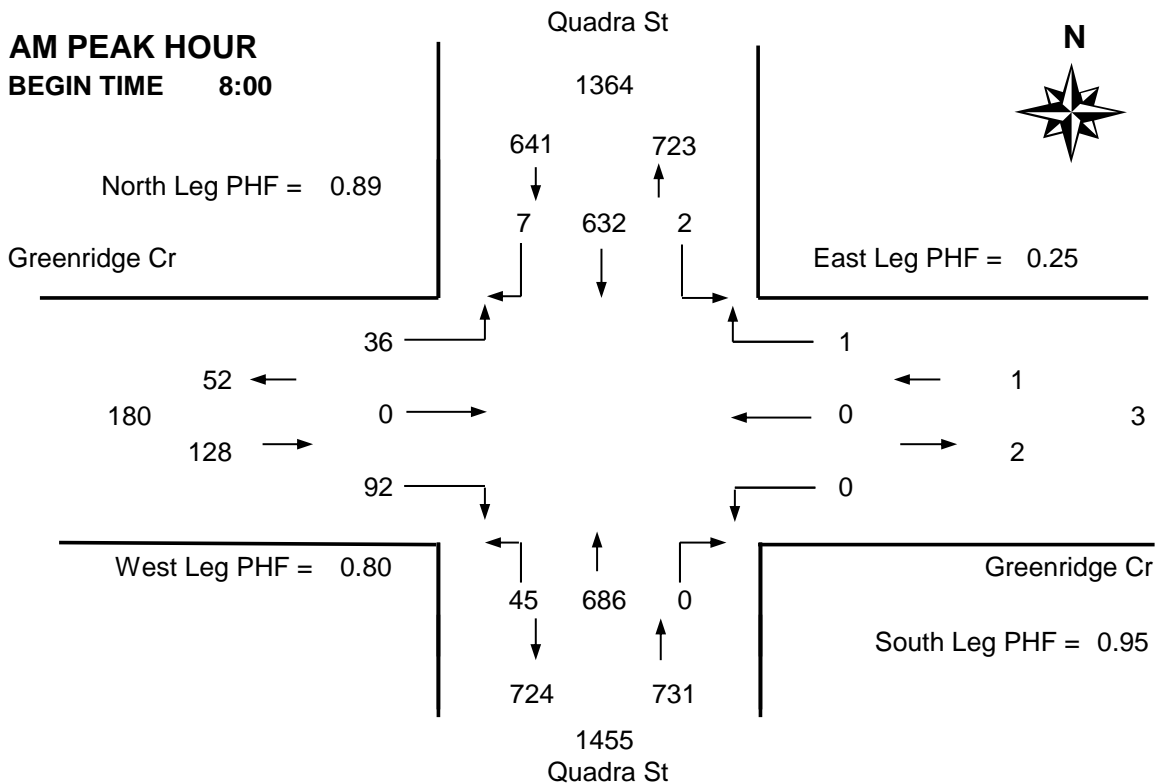
Time Period Starting	Quadra St			Quadra St			Greenridge Cr			Greenridge Cr			15 Min Total	Hourly Total	Pedestrians			
	From North			From South			From West			From East					N	S	W	E
	Left	Thru	Right	Left	Thru	Right	Left	Thru	Right	Left	Thru	Right						
7:30	0	107	1	8	141	0	7	0	6	0	0	0	270	-	1	58	9	8
7:45	1	148	2	13	154	0	4	0	25	0	0	0	347	-	2	66	5	8
8:00	0	178	2	11	179	0	14	0	26	0	0	0	410 +	-	1	83	3	3
8:15	0	164	1	11	182	0	8	0	31	0	0	0	397 *	1424	0	71	4	5
8:30	1	133	2	9	157	0	7	0	22	0	0	0	331 *	1485	0	44	5	7
8:45	1	157	2	14	168	0	7	0	13	0	0	1	363 *	1501	3	38	4	4
9:00	0	124	1	12	143	0	4	0	15	0	0	0	299	1390	0	26	3	9
9:15	0	115	5	9	143	0	6	0	12	0	0	0	290	1283	0	23	3	5
<b>Total</b>	<b>3</b>	<b>1126</b>	<b>16</b>	<b>87</b>	<b>1267</b>	<b>0</b>	<b>57</b>	<b>0</b>	<b>150</b>	<b>0</b>	<b>0</b>	<b>1</b>	<b>2707</b>	-	<b>7</b>	<b>409</b>	<b>36</b>	<b>49</b>
<b>Pk Hr</b>	<b>2</b>	<b>632</b>	<b>7</b>	<b>45</b>	<b>686</b>	<b>0</b>	<b>36</b>	<b>0</b>	<b>92</b>	<b>0</b>	<b>0</b>	<b>1</b>	<b>1501 *</b>	-	<b>4</b>	<b>236</b>	<b>16</b>	<b>19</b>
<b>Pk Hr Factor</b>	0.50	0.89	0.88	0.80	0.94	n/a	0.64	n/a	0.74	n/a	n/a	0.25	0.92	* = Peak hour + = Peak 15 minutes				
	<b>0.89</b>			<b>0.95</b>			<b>0.80</b>			<b>0.25</b>								
15:30	1	142	4	19	239	1	9	0	15	0	0	1	431	-	0	55	6	11
15:45	0	114	4	13	285	0	6	0	10	0	1	2	435	-	0	48	5	10
16:00	0	130	3	17	234	0	8	1	20	0	0	1	414	-	0	46	9	14
16:15	0	129	4	19	245	0	4	0	12	0	0	2	415	1695	0	35	3	6
16:30	0	146	3	17	237	1	8	0	13	1	0	0	426 *	1690	1	61	8	10
16:45	1	127	7	19	276	0	9	0	14	0	0	0	453 *	1708	0	60	5	9
17:00	0	143	5	15	275	0	9	0	12	0	0	0	459 +	1753	1	70	4	10
17:15	1	128	6	14	268	0	7	0	13	0	0	0	437 *	1775	0	63	4	15
<b>Total</b>	<b>3</b>	<b>1059</b>	<b>36</b>	<b>133</b>	<b>2059</b>	<b>2</b>	<b>60</b>	<b>1</b>	<b>109</b>	<b>1</b>	<b>1</b>	<b>6</b>	<b>3470</b>	-	<b>2</b>	<b>438</b>	<b>44</b>	<b>85</b>
<b>Pk Hr</b>	<b>2</b>	<b>544</b>	<b>21</b>	<b>65</b>	<b>1056</b>	<b>1</b>	<b>33</b>	<b>0</b>	<b>52</b>	<b>1</b>	<b>0</b>	<b>0</b>	<b>1775 *</b>	-	<b>2</b>	<b>254</b>	<b>21</b>	<b>44</b>
<b>Pk Hr Factor</b>	0.50	0.93	0.75	0.86	0.96	0.25	0.92	n/a	0.93	0.25	n/a	n/a	0.97					
	<b>0.95</b>			<b>0.95</b>			<b>0.92</b>			<b>0.25</b>								



# DISTRICT OF SAANICH 2018 TRAFFIC COUNTS

**Major Route:** Quadra Street  
**Minor Route:** Greenridge Crescent  
**Date:** Thursday, September 27, 2018  
**Filename:** Quadra@Greenridge-Sep27-2018.xls

**Station #:** TIN000829  
**Intersection Type:** 4-leg  
**East/West Route:** Greenridge Crescent  
**Weather:** Clear and dry



# DISTRICT OF SAANICH 2018 TRAFFIC COUNTS

**Major Route:** Quadra Street  
**Minor Route:** Greenridge Crescent  
**Date:** Thursday, September 27, 2018  
**Filename:** Quadra@Greenridge-Sep27-2018.xls

**Station #:** TIN000829  
**Intersection Type:** 4-leg  
**East/West Route:** Greenridge Crescent  
**Weather:** Clear and dry

**Comments:** Count ID-2018151

### Bicycle Data

Time Period Starting	Quadra St			Quadra St			Greenridge Cr			Greenridge Cr			15 Min Total	Hourly Total
	From North			From South			From West			From East				
	Left	Thru	Right	Left	Thru	Right	Left	Thru	Right	Left	Thru	Right		
7:30	0	1	0	1	1	0	0	0	0	0	0	0	3 *	-
7:45	0	0	0	2	1	0	1	0	1	0	2	0	7 +	-
8:00	0	0	0	2	0	1	1	0	0	0	0	0	4 *	-
8:15	0	1	0	2	0	0	0	0	0	0	0	0	3 *	17
8:30	0	0	0	0	2	0	1	0	0	0	0	0	3	17
8:45	0	1	0	0	0	0	0	0	0	0	0	0	1	11
9:00	0	0	0	0	0	0	0	0	0	0	0	0	0	7
9:15	0	1	0	0	0	0	2	0	0	0	0	0	3	7
<b>Total</b>	<b>0</b>	<b>4</b>	<b>0</b>	<b>7</b>	<b>4</b>	<b>1</b>	<b>5</b>	<b>0</b>	<b>1</b>	<b>0</b>	<b>2</b>	<b>0</b>	<b>24</b>	<b>-</b>
<b>Pk Hr</b>	<b>0</b>	<b>2</b>	<b>0</b>	<b>7</b>	<b>2</b>	<b>1</b>	<b>2</b>	<b>0</b>	<b>1</b>	<b>0</b>	<b>2</b>	<b>0</b>	<b>17 *</b>	<b>-</b>
<b>15x4</b>	<b>0</b>	<b>4</b>	<b>0</b>	<b>8</b>	<b>4</b>	<b>4</b>	<b>4</b>	<b>0</b>	<b>4</b>	<b>0</b>	<b>8</b>	<b>0</b>	<b>28 +</b>	<b>-</b>

15:30	0	0	0	0	0	3	0	0	0	0	0	0	3	-
15:45	0	0	0	0	2	0	1	0	0	0	0	0	3	-
16:00	0	0	0	0	1	0	0	0	0	0	0	0	1	-
16:15	0	0	0	0	1	0	0	0	0	0	0	0	1	8
16:30	0	1	0	0	0	3	0	0	0	0	0	0	4 +	9
16:45	0	1	0	0	1	0	0	0	0	0	0	0	2 *	8
17:00	0	2	0	0	0	0	0	0	0	0	0	0	2 *	9
17:15	0	1	0	0	2	0	0	0	0	0	0	0	3 *	11
<b>Total</b>	<b>0</b>	<b>5</b>	<b>0</b>	<b>0</b>	<b>7</b>	<b>6</b>	<b>1</b>	<b>0</b>	<b>0</b>	<b>0</b>	<b>0</b>	<b>0</b>	<b>19</b>	<b>-</b>
<b>Pk Hr</b>	<b>0</b>	<b>5</b>	<b>0</b>	<b>0</b>	<b>3</b>	<b>3</b>	<b>0</b>	<b>0</b>	<b>0</b>	<b>0</b>	<b>0</b>	<b>0</b>	<b>11 *</b>	<b>-</b>
<b>15x4</b>	<b>0</b>	<b>8</b>	<b>0</b>	<b>0</b>	<b>8</b>	<b>12</b>	<b>0</b>	<b>0</b>	<b>0</b>	<b>0</b>	<b>0</b>	<b>0</b>	<b>16 +</b>	<b>-</b>

<b>4 Hr</b>	0	9	0	7	11	7	6	0	1	0	2	0	43	86
-------------	---	---	---	---	----	---	---	---	---	---	---	---	----	----

### PEAK HOUR SUMMARY

