

# Quadra Street @ Chatterton Way

Tuesday, October 17, 2017

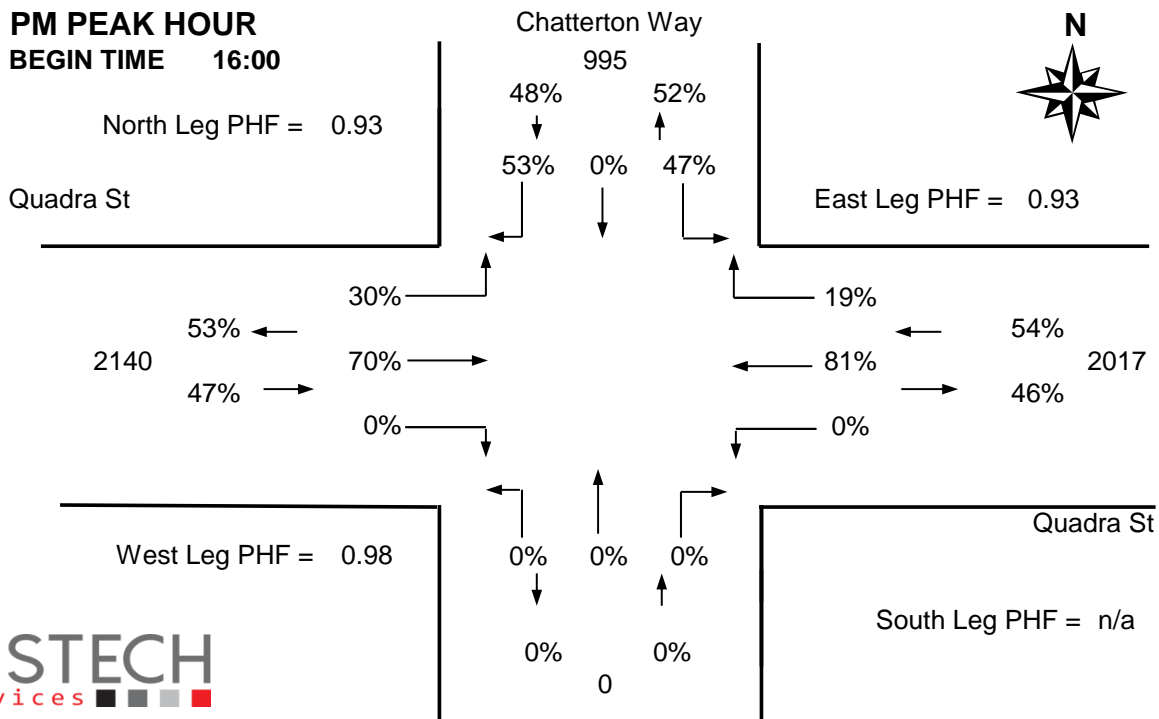
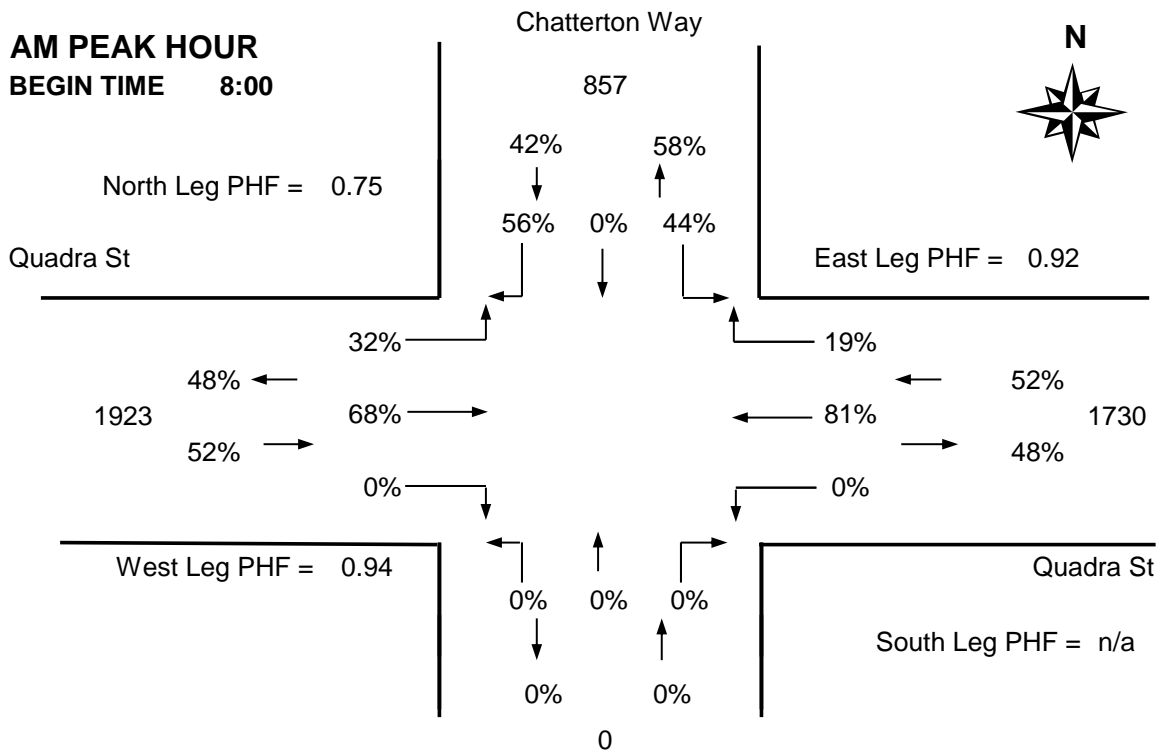


The data presented here is for information purposes only and should not be considered authoritative for construction, geotechnical, engineering, navigational, legal, or other site-specific uses. The information shared is owned by the Transportation Division of the Engineering Department at the District of Saanich. Accuracy is not guaranteed.

# DISTRICT OF SAANICH 2017 TRAFFIC COUNTS

**Major Route:** Quadra Street  
**Minor Route:** Chatterton Way  
**Date:** Tuesday, October 17, 2017  
**Filename:** Quadra@Chatterton-Oct17-2017.xls

**Station #:** TIN000892  
**Intersection Type:** 3-leg north approach  
**East/West Route:** Quadra Street  
**Weather:** Rain and wet



# DISTRICT OF SAANICH 2017 TRAFFIC COUNTS

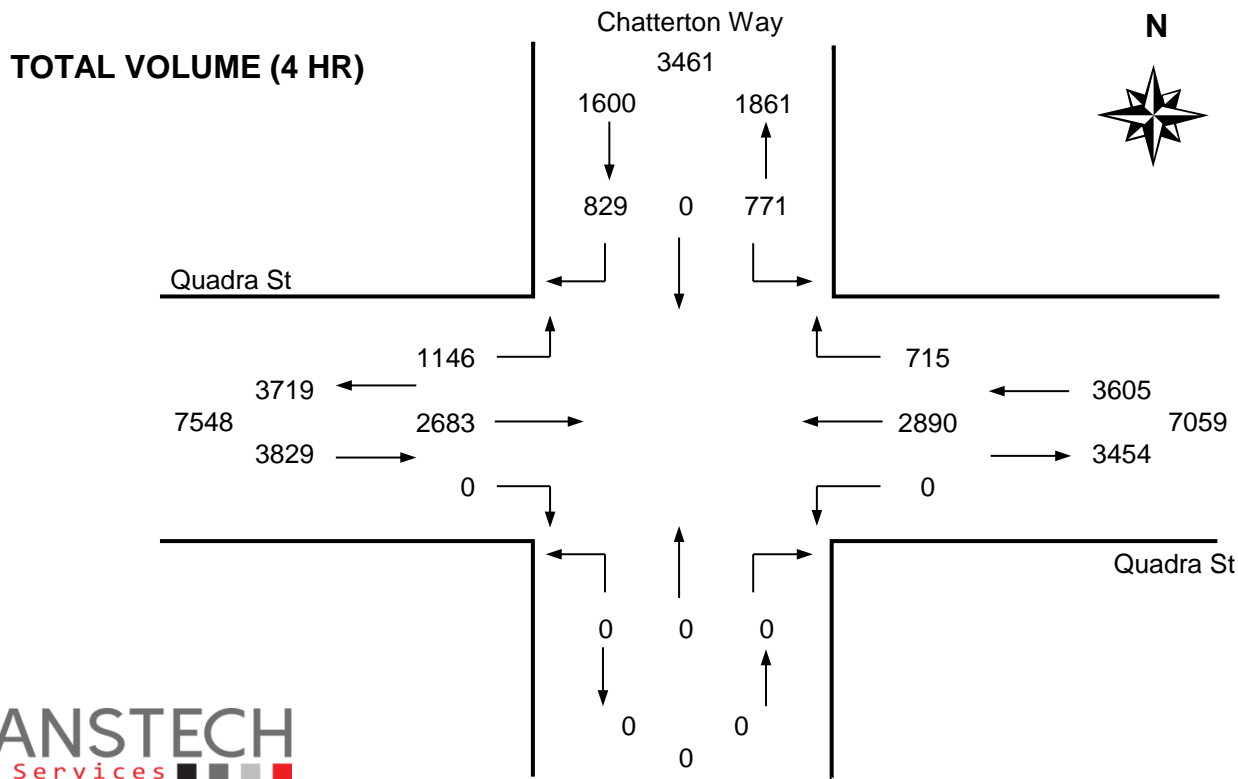
**Major Route:** Quadra Street  
**Minor Route:** Chatterton Way  
**Date:** Tuesday, October 17, 2017  
**Filename:** Quadra@Chatterton-Oct17-2017.xls

**Station #:** TIN000892  
**Intersection Type:** 3-leg north approach  
**East/West Route:** Quadra Street  
**Weather:** Rain and wet

**Comments:**

**Vehicle Data**

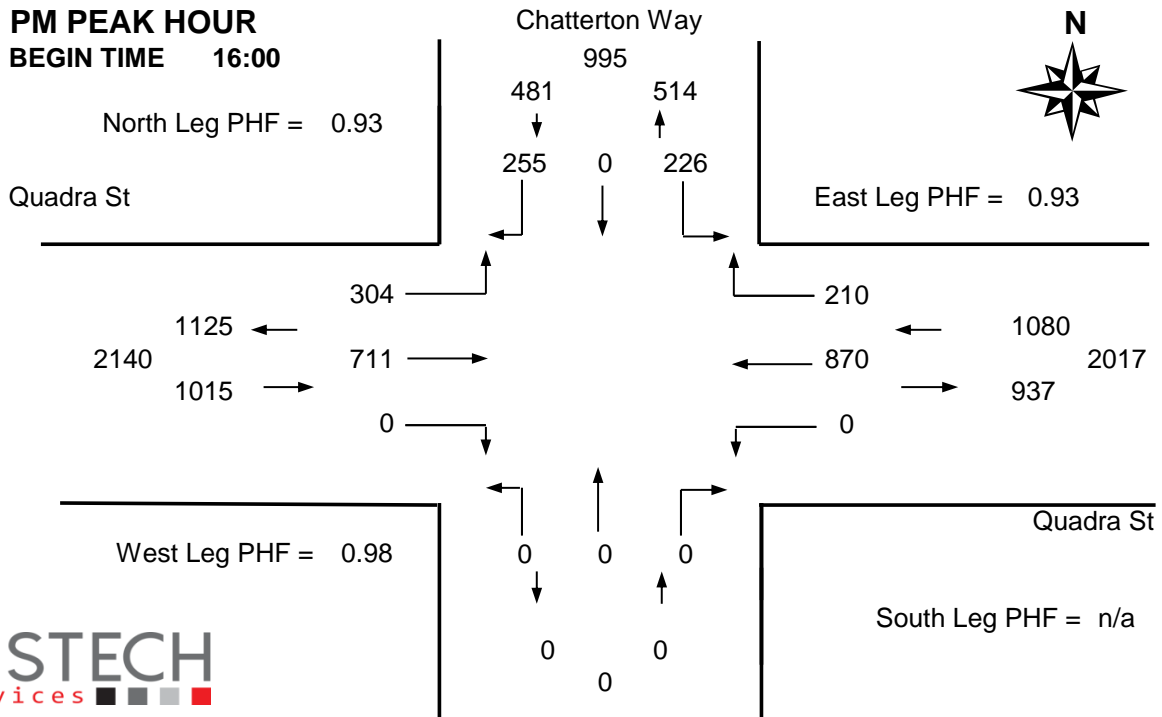
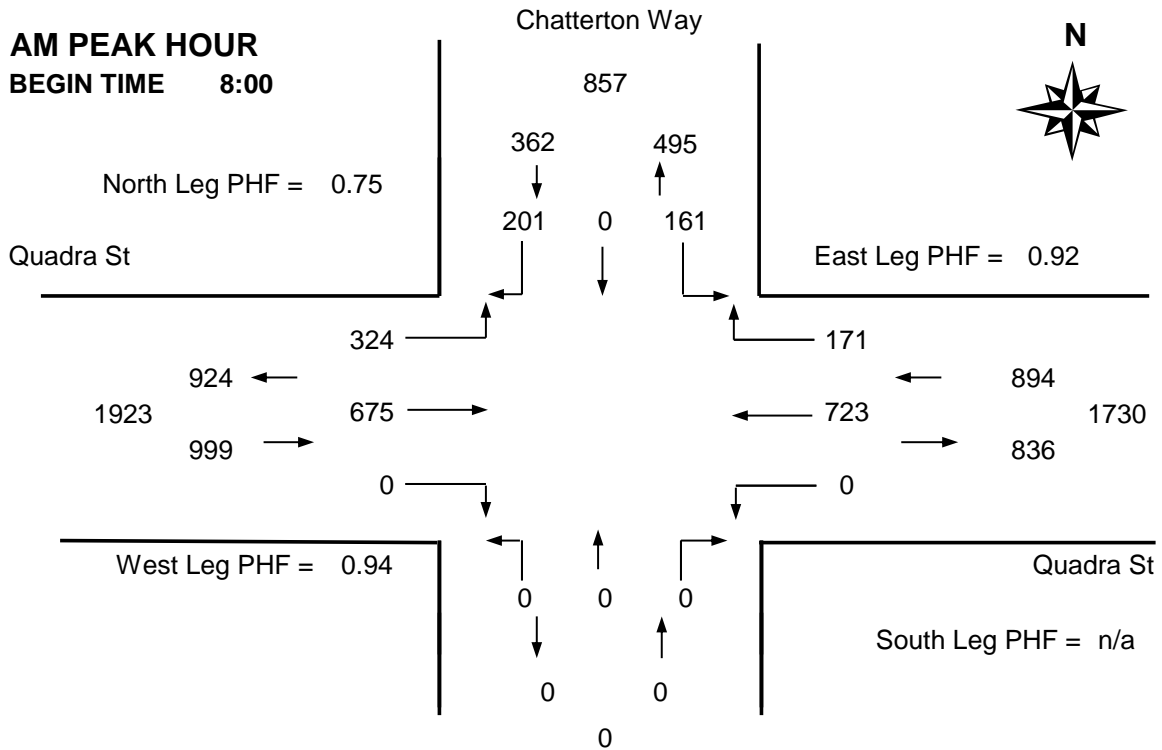
Time Period Starting	Chatterton Way						Quadra St			Quadra St			15 Min Total	Hourly Total	Pedestrians			
	From North			From South			From West			From East					N	S	W	E
	Left	Thru	Right	Left	Thru	Right	Left	Thru	Right	Left	Thru	Right						
7:30	21		34				38	124			131	24	372	-	5		5	0
7:45	31		33				47	178			169	31	489	-	4		1	0
8:00	42		49				66	190			177	30	554 *	-	5		9	0
8:15	41		46				70	163			185	58	563 *	1978	4		5	1
8:30	27		37				88	179			193	44	568 *	2174	2		2	0
8:45	51		69				100	143			168	39	570 +	2255	7		4	0
9:00	51		40				74	148			142	39	494	2195	2		3	0
9:15	68		15				76	136			116	37	448	2080	2		1	0
<b>Total</b>	<b>332</b>	<b>0</b>	<b>323</b>	<b>0</b>	<b>0</b>	<b>0</b>	<b>559</b>	<b>1261</b>	<b>0</b>	<b>0</b>	<b>1281</b>	<b>302</b>	<b>4058</b>	<b>-</b>	<b>31</b>	<b>0</b>	<b>30</b>	<b>1</b>
<b>Pk Hr</b>	<b>161</b>	<b>0</b>	<b>201</b>	<b>0</b>	<b>0</b>	<b>0</b>	<b>324</b>	<b>675</b>	<b>0</b>	<b>0</b>	<b>723</b>	<b>171</b>	<b>2255 *</b>	<b>-</b>	<b>18</b>	<b>0</b>	<b>20</b>	<b>1</b>
<b>Pk Hr Factor</b>	<b>0.79</b>	<b>n/a</b>	<b>0.73</b>	<b>n/a</b>	<b>n/a</b>	<b>n/a</b>	<b>0.81</b>	<b>0.89</b>	<b>n/a</b>	<b>n/a</b>	<b>0.94</b>	<b>0.74</b>	<b>0.99</b>	* = Peak hour + = Peak 15 minutes				
	<b>0.75</b>			<b>n/a</b>			<b>0.94</b>			<b>0.92</b>								
15:30	57		57				81	174			187	45	601	-	2		0	0
15:45	44		56				69	173			189	48	579	-	3		1	0
16:00	57		72				82	175			199	48	633 *	-	7		7	0
16:15	48		66				74	180			240	50	658 +	2471	1		4	0
16:30	59		62				79	179			207	56	642 *	2512	2		2	4
16:45	62		55				69	177			224	56	643 *	2576	0		3	0
17:00	70		75				66	181			179	50	621	2564	4		3	0
17:15	42		63				67	183			184	60	599	2505	3		2	0
<b>Total</b>	<b>439</b>	<b>0</b>	<b>506</b>	<b>0</b>	<b>0</b>	<b>0</b>	<b>587</b>	<b>1422</b>	<b>0</b>	<b>0</b>	<b>1609</b>	<b>413</b>	<b>4976</b>	<b>-</b>	<b>22</b>	<b>0</b>	<b>22</b>	<b>4</b>
<b>Pk Hr</b>	<b>226</b>	<b>0</b>	<b>255</b>	<b>0</b>	<b>0</b>	<b>0</b>	<b>304</b>	<b>711</b>	<b>0</b>	<b>0</b>	<b>870</b>	<b>210</b>	<b>2576 *</b>	<b>-</b>	<b>10</b>	<b>0</b>	<b>16</b>	<b>4</b>
<b>Pk Hr Factor</b>	<b>0.91</b>	<b>n/a</b>	<b>0.89</b>	<b>n/a</b>	<b>n/a</b>	<b>n/a</b>	<b>0.93</b>	<b>0.99</b>	<b>n/a</b>	<b>n/a</b>	<b>0.91</b>	<b>0.94</b>	<b>0.98</b>					
	<b>0.93</b>			<b>n/a</b>			<b>0.98</b>			<b>0.93</b>								



# DISTRICT OF SAANICH 2017 TRAFFIC COUNTS

**Major Route:** Quadra Street  
**Minor Route:** Chatterton Way  
**Date:** Tuesday, October 17, 2017  
**Filename:** Quadra@Chatterton-Oct17-2017.xls

**Station #:** TIN000892  
**Intersection Type:** 3-leg north approach  
**East/West Route:** Quadra Street  
**Weather:** Rain and wet



# DISTRICT OF SAANICH 2017 TRAFFIC COUNTS

**Major Route:** Quadra Street  
**Minor Route:** Chatterton Way  
**Date:** Tuesday, October 17, 2017  
**Filename:** Quadra@Chatterton-Oct17-2017.xls

**Station #:** TIN000892  
**Intersection Type:** 3-leg north approach  
**East/West Route:** Quadra Street  
**Weather:** Rain and wet

**Comments:**

### Bicycle Data

Time Period Starting	Chatterton Way						Quadra St			Quadra St			15 Min Total	Hourly Total
	From North			From South			From West			From East				
	Left	Thru	Right	Left	Thru	Right	Left	Thru	Right	Left	Thru	Right		
7:30	0		0				0	0			2	0	2 *	-
7:45	0		0				0	0			0	0	0 *	-
8:00	0		0				0	0			1	0	1 *	-
8:15	0		0				1	0			2	1	4 +	7
8:30	1		0				0	0			0	0	1	6
8:45	0		1				0	0			0	0	1	7
9:00	0		0				0	0			1	0	1	7
9:15	0		0				0	0			0	0	0	3
<b>Total</b>	<b>1</b>	<b>0</b>	<b>1</b>	<b>0</b>	<b>0</b>	<b>0</b>	<b>1</b>	<b>0</b>	<b>0</b>	<b>0</b>	<b>6</b>	<b>1</b>	<b>10</b>	<b>-</b>
<b>Pk Hr</b>	<b>0</b>	<b>0</b>	<b>0</b>	<b>0</b>	<b>0</b>	<b>0</b>	<b>1</b>	<b>0</b>	<b>0</b>	<b>0</b>	<b>5</b>	<b>1</b>	<b>7 *</b>	<b>-</b>
<b>15x4</b>	<b>0</b>	<b>0</b>	<b>0</b>	<b>0</b>	<b>0</b>	<b>0</b>	<b>4</b>	<b>0</b>	<b>0</b>	<b>0</b>	<b>8</b>	<b>4</b>	<b>16 +</b>	<b>-</b>

15:30	0		0				0	1			0	0	1	-
15:45	0		0				3	1			1	0	5	-
16:00	0		0				0	1			1	0	2	-
16:15	0		0				0	0			0	0	0	8
16:30	0		0				0	0			0	0	0 *	7
16:45	0		1				0	1			1	0	3 *	5
17:00	0		0				1	2			1	0	4 +	7
17:15	0		0				0	3			0	0	3 *	10
<b>Total</b>	<b>0</b>	<b>0</b>	<b>1</b>	<b>0</b>	<b>0</b>	<b>0</b>	<b>4</b>	<b>9</b>	<b>0</b>	<b>0</b>	<b>4</b>	<b>0</b>	<b>18</b>	<b>-</b>
<b>Pk Hr</b>	<b>0</b>	<b>0</b>	<b>1</b>	<b>0</b>	<b>0</b>	<b>0</b>	<b>1</b>	<b>6</b>	<b>0</b>	<b>0</b>	<b>2</b>	<b>0</b>	<b>10 *</b>	<b>-</b>
<b>15x4</b>	<b>0</b>	<b>0</b>	<b>4</b>	<b>0</b>	<b>0</b>	<b>0</b>	<b>4</b>	<b>12</b>	<b>0</b>	<b>0</b>	<b>4</b>	<b>0</b>	<b>16 +</b>	<b>-</b>

4 Hr	1	0	2	0	0	0	5	9	0	0	10	1	28	56
------	---	---	---	---	---	---	---	---	---	---	----	---	----	----

### PEAK HOUR SUMMARY

