

Quadra Street @ Nicholson Street

Thursday, November 26, 2020



The data presented here is for information purposes only and should not be considered authoritative for construction, geotechnical, engineering, navigational, legal, or other site-specific uses. The information shared is owned by the Transportation Division of the Engineering Department at the District of Saanich. Accuracy is not guaranteed.

Major Route: Quadra Street
Minor Route: Nicholson Street
Municipality: Saanich
Filename: Quadra St @ Nicholson St-Nov 26, 2020.xlsx
Location #: TIN000869
Count ID: 2020042
Date: November 26, 2020
Day-of-week: Thursday

East/West Route: Nicholson Street
Intersection Type: 4-leg
Signalized?: No
Weather: Overcast and dry

Vehicle Classifications: Vehicles and Peds
 Bikes

This data is for Vehicles and Peds

Shift	Start	End	Duration
AM	7:30	9:30	2.00
MD			
PM	15:30	18:30	3.00
Total	7:30	18:30	5.00

Notes: 24-hour clock used for reporting (15-minute increments)
 North Approach - southbound vehicles approaching intersection from the north
 15x4 - 15 min volume (from maximum 15 minute period of movement/approach in peak hour period [*]) x 4
 Pedestrians - N indicates pedestrians crossing north approach (east/west)

Comments:

Time Period Begins	Quadra St				Quadra St				Nicholson St				Nicholson St				Total Volume		Pedal	Crosswalks				Conflict	
	NORTH Approach				SOUTH Approach				WEST Approach				EAST Approach				15-min	Hour		N	S	W	E	15 min	Hr
	Left	Thru	Right	Total	Left	Thru	Right	Total	Left	Thru	Right	Total	Left	Thru	Right	Total	15-min	Hour							
n/a																									
n/a																									
n/a																									
n/a																									
n/a																									
n/a																									
n/a																									
n/a																									
n/a																									
n/a																									
n/a																									
n/a																									
n/a																									
n/a																									
n/a																									
n/a																									
n/a																									
n/a																									
n/a																									
n/a																									
n/a																									

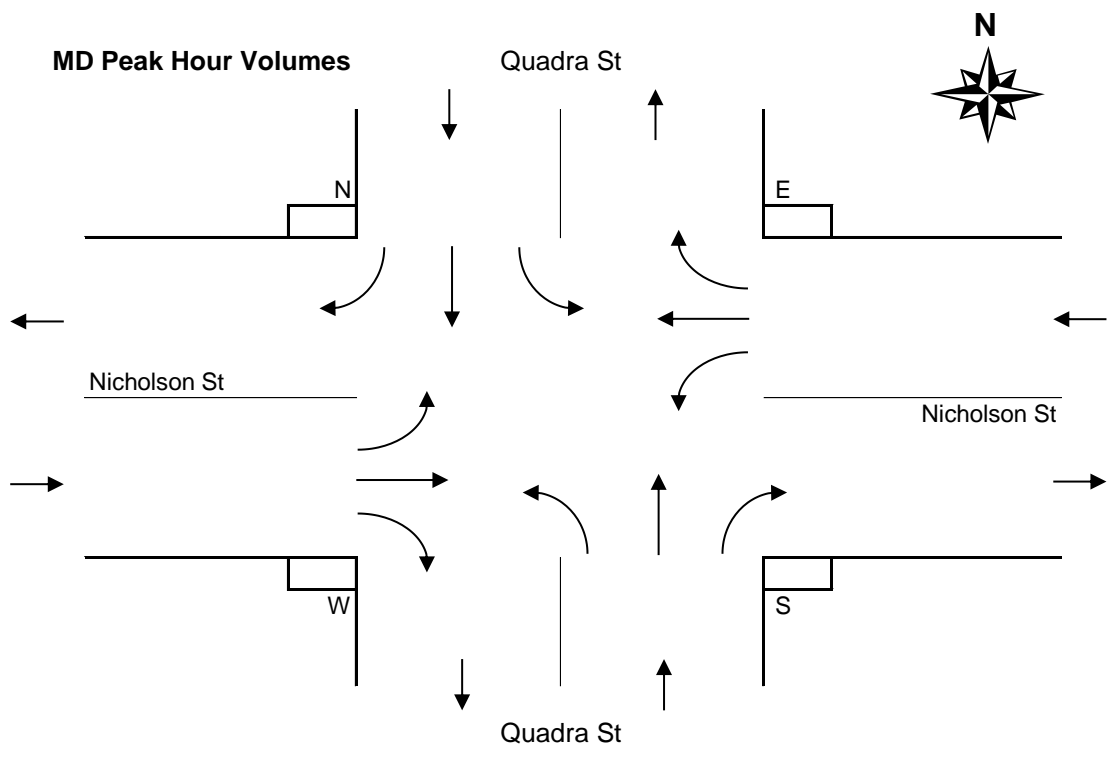
Total																										
Avg Hr																										

Peak hour of the intersection

Pk Hr																										
15x4																										
PHF																										

Peak hour of conflicting volumes for the intersection

Pk Hr																										
15x4																										
PHF																										



Time Period Begins	Quadra St NORTH Approach				Quadra St SOUTH Approach				Nicholson St WEST Approach				Nicholson St EAST Approach				Total Volume		Veh/Sec	Crosswalks				Conflict	
	Left	Thru	Right	Total	Left	Thru	Right	Total	Left	Thru	Right	Total	Left	Thru	Right	Total	15-min	Hour		N	S	W	E	15 min	Hr
15:30	6	166	0	172	0	230	5	235	3	0	0	3	1	0	5	6	416		0	1	2	4	249		
15:45	10	175	2	187	2	190	0	192	1	0	1	2	1	0	3	4	385	*	0	2	1	3	204		
16:00	8	181	1	190	0	193	2	195	2	0	1	3	3	0	4	7	395	*	0	0	2	10	209		
16:15	7	168	3	178	2	192	4	198	1	0	1	2	5	0	3	8	386	1582	*	0	0	3	1	209	871
16:30	7	192	1	200	1	217	2	220	0	0	0	0	2	0	14	16	436	1602	+	0	1	2	1	240	862
16:45	11	151	2	164	1	169	0	170	0	0	1	1	1	0	11	12	347	1564		0	0	1	0	191	849
17:00	6	149	0	155	0	186	1	187	1	0	1	2	1	0	2	3	347	1516		0	0	0	1	196	836
17:15	3	147	5	155	2	183	1	186	0	0	1	1	5	0	3	8	350	1480		0	0	5	2	193	820
17:30	2	128	1	131	0	161	0	161	0	0	2	2	1	0	2	3	297	1341		0	0	5	1	166	746
17:45	4	108	1	113	2	130	3	135	0	0	0	0	1	0	1	2	250	1244		0	0	3	2	138	693
18:00	6	113	0	119	1	103	1	105	0	0	2	2	4	0	7	11	237	1134		0	0	2	1	121	618
18:15	6	89	0	95	0	109	3	112	0	0	1	1	3	0	2	5	213	997		0	0	0	0	122	547
n/a																									
n/a																									
n/a																									
n/a																									
n/a																									
n/a																									
n/a																									
n/a																									
n/a																									
n/a																									

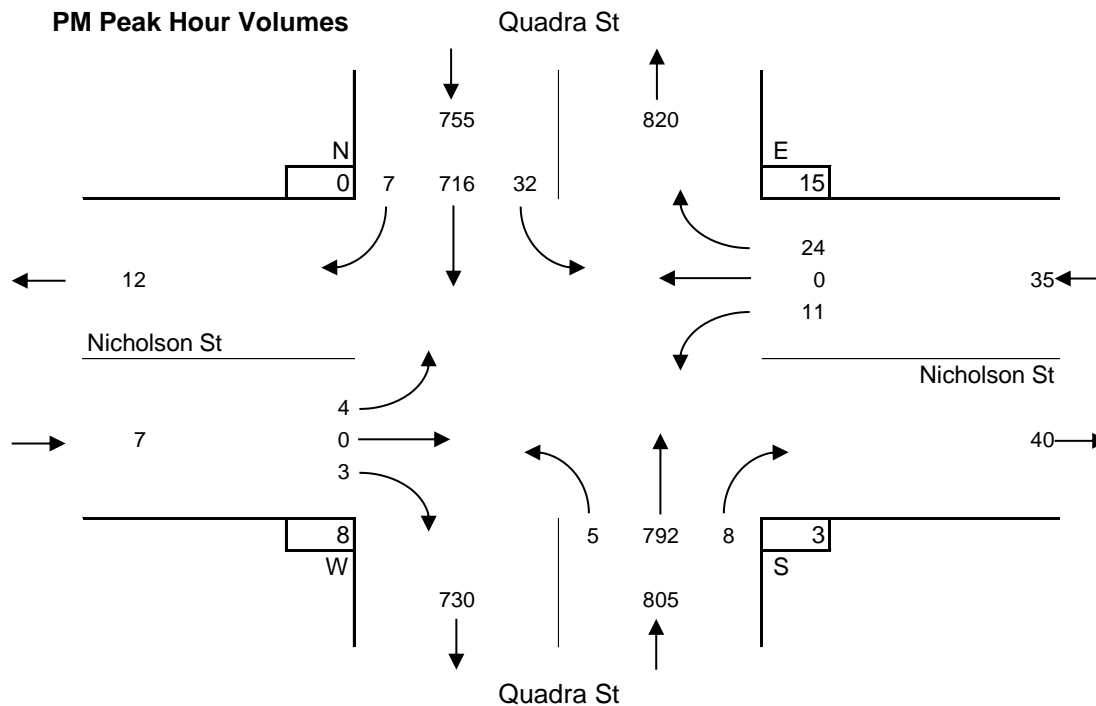
Total	76	1767	16	1859	11	2063	22	2096	8	0	11	19	28	0	57	85	4059			0	4	26	26	2226
Avg Hr	25	589	5	620	4	688	7	699	3	0	4	6	9	0	19	28	1353			0	1	9	9	

Peak hour of the intersection

Pk Hr	32	716	7	755	5	792	8	805	4	0	3	7	11	0	24	35	1602	*		0	3	8	15	860
15x4	40	768	12	800	8	868	16	880	8	0	4	12	20	0	56	64	1744	+		0	8	12	40	988
PHF	0.80	0.93	0.58	0.94	0.63	0.91	0.50	0.91	0.50	n/a	0.75	0.58	0.55	n/a	0.43	0.55	0.92			n/a	0.38	0.67	0.38	0.87

Peak hour of conflicting volumes for the intersection

Pk Hr	31	690	6	727	4	805	11	820	7	0	3	10	10	0	15	25	1582	*		0	3	8	18	869
15x4	40	724	12	760	8	920	20	940	12	0	4	12	20	0	20	32	1664	+		0	8	12	40	1012
PHF	0.78	0.95	0.50	0.96	0.50	0.88	0.55	0.87	0.58	n/a	0.75	0.83	0.50	n/a	0.75	0.78	0.95			n/a	0.38	0.67	0.45	0.86



Entire Survey Period

5 Hours

	Quadra St				Quadra St				Nicholson St				Nicholson St				Total Volume	Crosswalks			
	NORTH Approach				SOUTH Approach				WEST Approach				EAST Approach					N	S	W	E
	Left	Thru	Right	Total	Left	Thru	Right	Total	Left	Thru	Right	Total	Left	Thru	Right	Total					
Total	139	3028	25	3192	14	3255	41	3310	23	0	25	48	43	0	94	137	6687	0	5	37	34
Avg Hr	28	606	5	638	3	651	8	662	5	0	5	10	9	0	19	27	1337	0	1	7	7

AM Peak Period

2 Hours

	Quadra St				Quadra St				Nicholson St				Nicholson St				Total Volume	Crosswalks			
	NORTH Approach				SOUTH Approach				WEST Approach				EAST Approach					N	S	W	E
	Left	Thru	Right	Total	Left	Thru	Right	Total	Left	Thru	Right	Total	Left	Thru	Right	Total					
Totals	63	1261	9	1333	3	1192	19	1214	15	0	14	29	15	0	37	52	2628	0	1	11	8
Avg Hr	32	631	5	667	2	596	10	607	8	0	7	15	8	0	19	26	1314	0	1	6	4

MD Peak Period

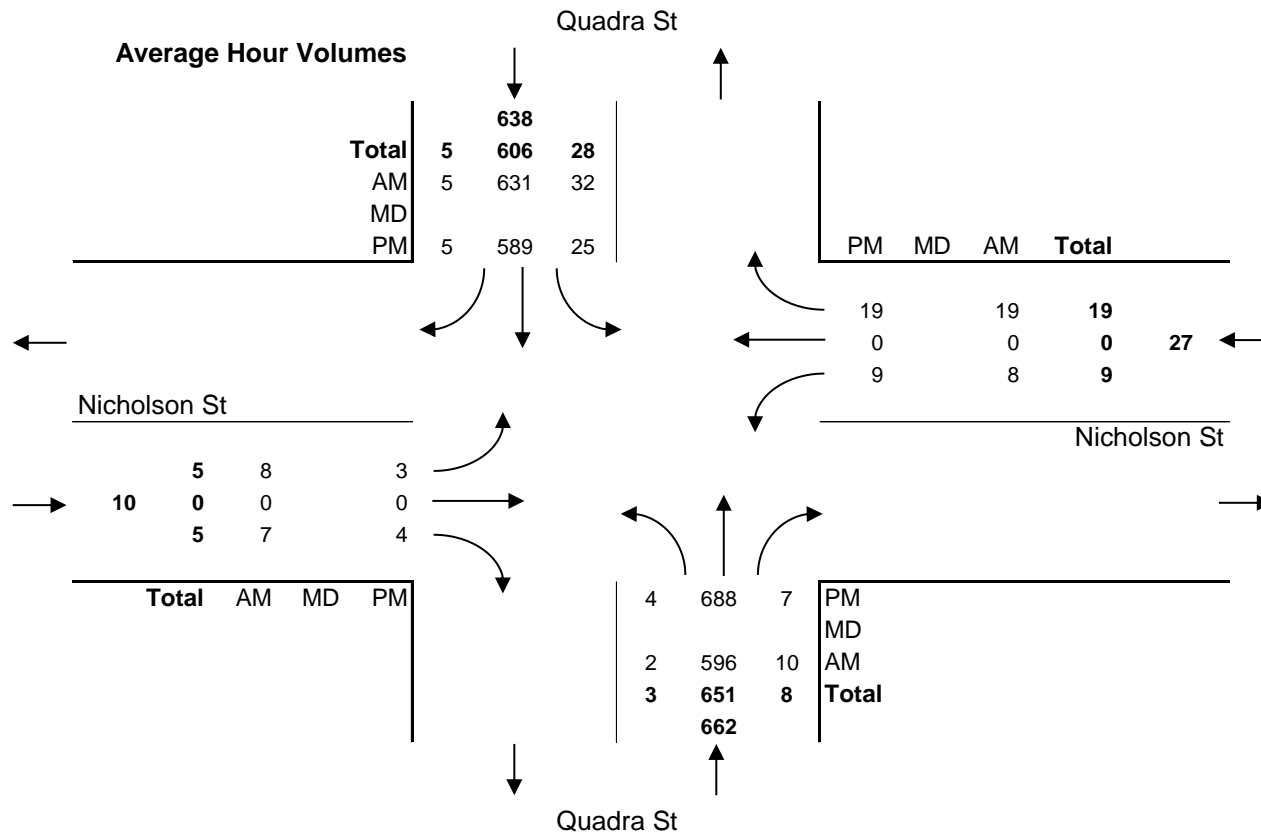
Hours

	Quadra St				Quadra St				Nicholson St				Nicholson St				Total Volume	Crosswalks			
	NORTH Approach				SOUTH Approach				WEST Approach				EAST Approach					N	S	W	E
	Left	Thru	Right	Total	Left	Thru	Right	Total	Left	Thru	Right	Total	Left	Thru	Right	Total					
Total																					
Avg Hr																					

PM Peak Period

3 Hours

	Quadra St				Quadra St				Nicholson St				Nicholson St				Total Volume	Crosswalks			
	NORTH Approach				SOUTH Approach				WEST Approach				EAST Approach					N	S	W	E
	Left	Thru	Right	Total	Left	Thru	Right	Total	Left	Thru	Right	Total	Left	Thru	Right	Total					
Totals	76	1767	16	1859	11	2063	22	2096	8	0	11	19	28	0	57	85	4059	0	4	26	26
Avg Hr	25	589	5	620	4	688	7	699	3	0	4	6	9	0	19	28	1353	0	1	9	9



Major Route: Quadra Street
Minor Route: Nicholson Street
Municipality: Saanich
Filename: Quadra St @ Nicholson St-Nov 26, 2020.xlsx
Location #: TIN000869
Count ID: 2020042
Date: November 26, 2020
Day-of-week: Thursday

East/West Route: Nicholson Street
Intersection Type: 4-leg
Signalized?: No
Weather: Overcast and dry

Vehicle Classifications: Vehicles and Peds
 Bikes

This data is for Bikes

Shift	Start	End	Duration
AM	7:30	9:30	2.00
MD			
PM	15:30	18:30	3.00
Total	7:30	18:30	5.00

Notes: 24-hour clock used for reporting (15-minute increments)
 North Approach - southbound vehicles approaching intersection from the north
 15x4 - 15 min volume (from maximum 15 minute period of movement/approach in peak hour period [*]) x 4
 Pedestrians - N indicates pedestrians crossing north approach (east/west)

Comments:

Entire Survey Period

5 Hours

	Quadra St				Quadra St				Nicholson St				Nicholson St				Total Volume				
	NORTH Approach				SOUTH Approach				WEST Approach				EAST Approach					N	S	W	E
	Left	Thru	Right	Total	Left	Thru	Right	Total	Left	Thru	Right	Total	Left	Thru	Right	Total					
Total	0	7	0	7	0	8	0	8	0	0	0	0	0	1	0	1	16	0	0	0	0
Avg Hr	0	1	0	1	0	2	0	2	0	0	0	0	0	0	0	0	3	0	0	0	0

AM Peak Period

2 Hours

	Quadra St				Quadra St				Nicholson St				Nicholson St				Total Volume				
	NORTH Approach				SOUTH Approach				WEST Approach				EAST Approach					N	S	W	E
	Left	Thru	Right	Total	Left	Thru	Right	Total	Left	Thru	Right	Total	Left	Thru	Right	Total					
Totals	0	6	0	6	0	4	0	4	0	0	0	0	0	1	0	1	11	0	0	0	0
Avg Hr	0	3	0	3	0	2	0	2	0	0	0	0	0	1	0	1	6	0	0	0	0

MD Peak Period

Hours

	Quadra St				Quadra St				Nicholson St				Nicholson St				Total Volume				
	NORTH Approach				SOUTH Approach				WEST Approach				EAST Approach					N	S	W	E
	Left	Thru	Right	Total	Left	Thru	Right	Total	Left	Thru	Right	Total	Left	Thru	Right	Total					
Total																					
Avg Hr																					

PM Peak Period

3 Hours

	Quadra St				Quadra St				Nicholson St				Nicholson St				Total Volume				
	NORTH Approach				SOUTH Approach				WEST Approach				EAST Approach					N	S	W	E
	Left	Thru	Right	Total	Left	Thru	Right	Total	Left	Thru	Right	Total	Left	Thru	Right	Total					
Totals	0	1	0	1	0	4	0	4	0	0	0	0	0	0	0	0	5	0	0	0	0
Avg Hr	0	0	0	0	0	1	0	1	0	0	0	0	0	0	0	0	2	0	0	0	0

