

# **McKenzie Avenue @ Vikes Way**

Tuesday, September 25, 2018

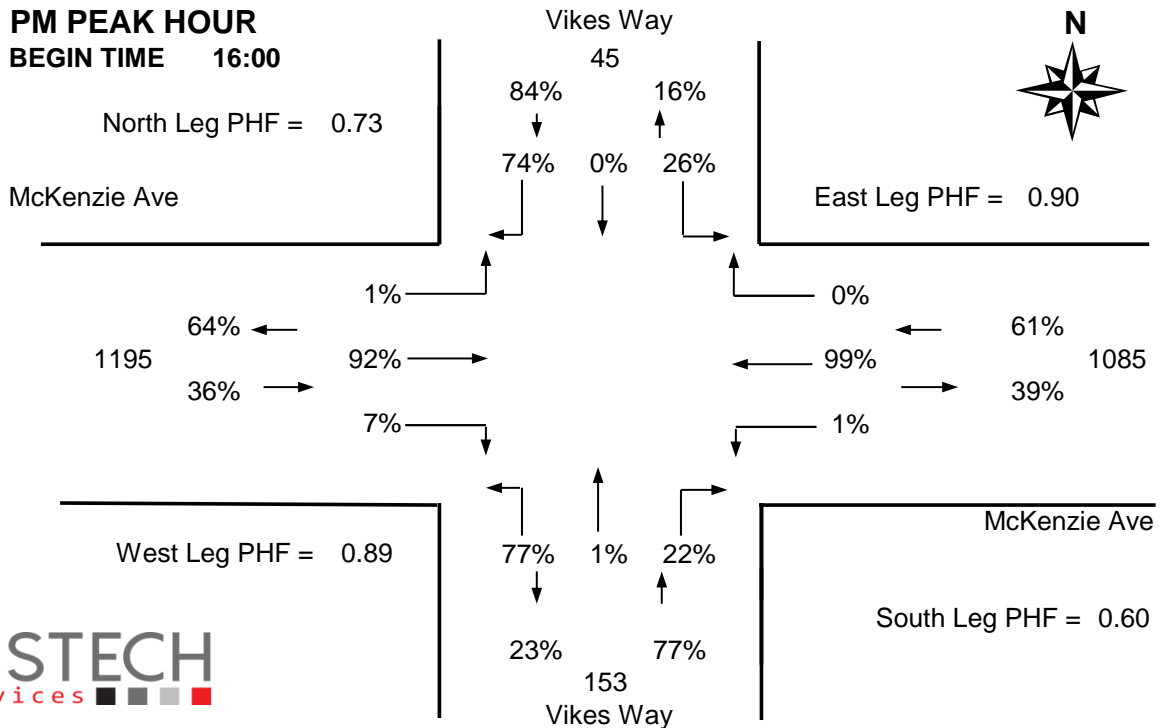
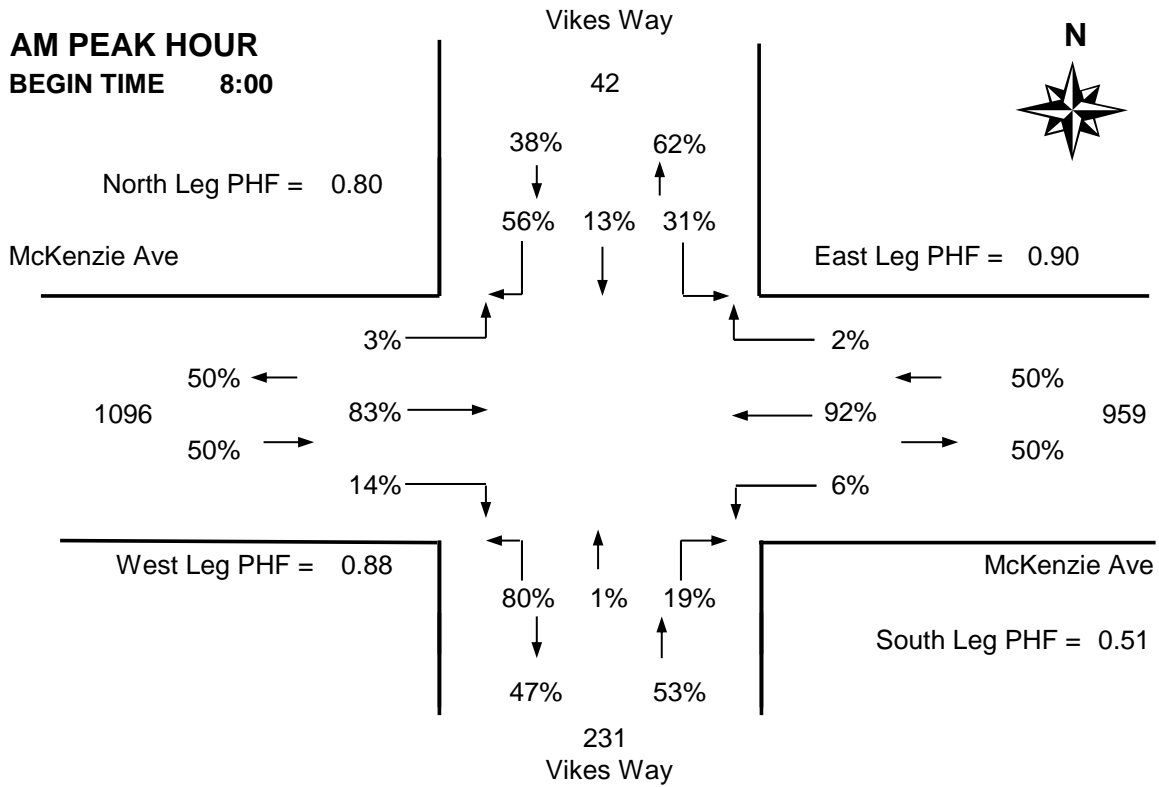


The data presented here is for information purposes only and should not be considered authoritative for construction, geotechnical, engineering, navigational, legal, or other site-specific uses. The information shared is owned by the Transportation Division of the Engineering Department at the District of Saanich. Accuracy is not guaranteed.

# DISTRICT OF SAANICH 2018 TRAFFIC COUNTS

**Major Route:** McKenzie Avenue  
**Minor Route:** Vikes Way  
**Date:** Tuesday, September 25, 2018  
**Filename:** McKenzie@Vikes-Sep25-2018.xls

**Station #:** TIN001747  
**Intersection Type:** 4-leg  
**East/West Route:** McKenzie Avenue  
**Weather:** Clear and dry



# DISTRICT OF SAANICH 2018 TRAFFIC COUNTS

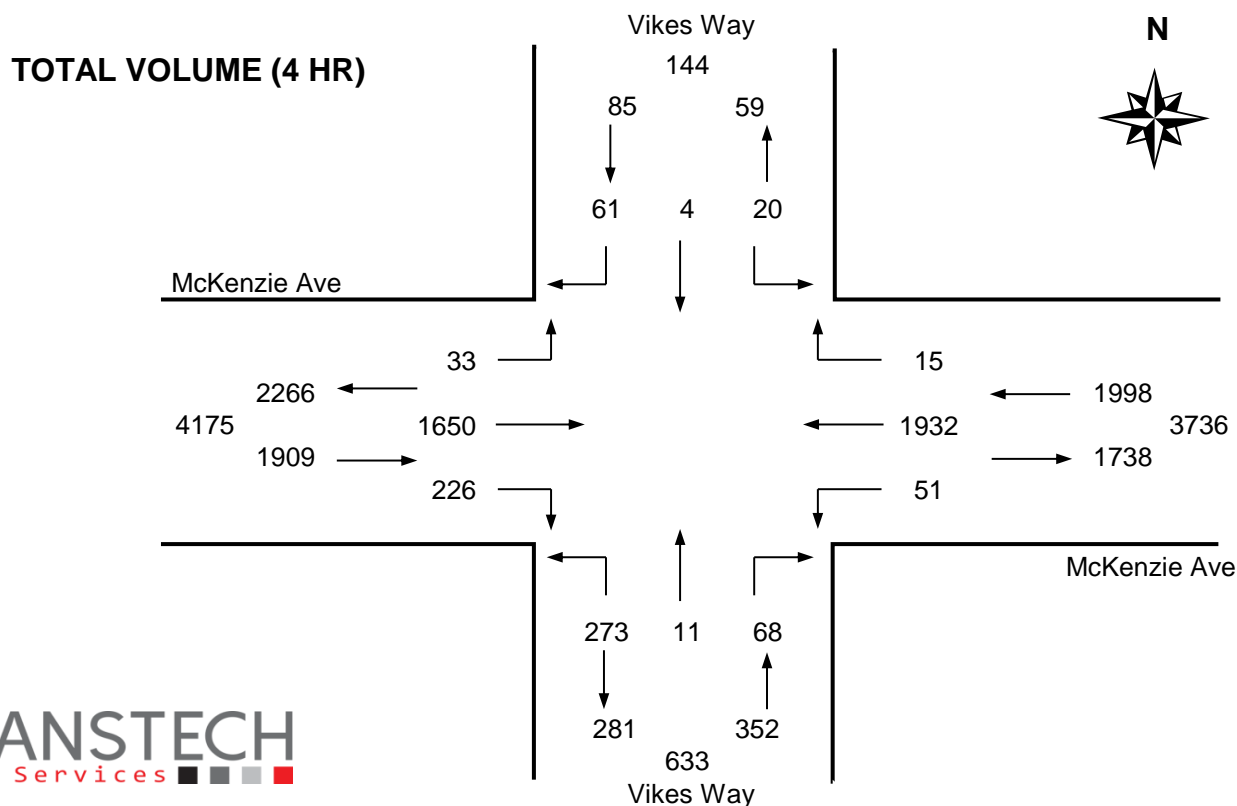
**Major Route:** McKenzie Avenue  
**Minor Route:** Vikes Way  
**Date:** Tuesday, September 25, 2018  
**Filename:** McKenzie@Vikes-Sep25-2018.xls

**Station #:** TIN001747  
**Intersection Type:** 4-leg  
**East/West Route:** McKenzie Avenue  
**Weather:** Clear and dry

**Comments:** Count ID-2018149

### Vehicle Data

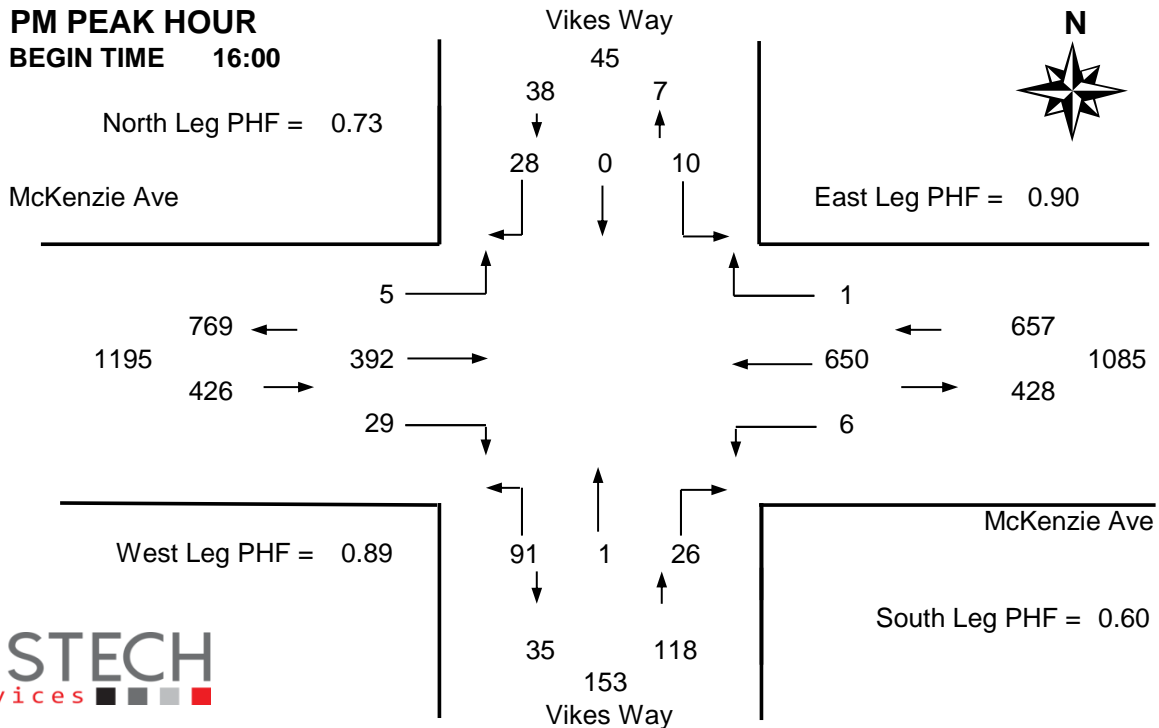
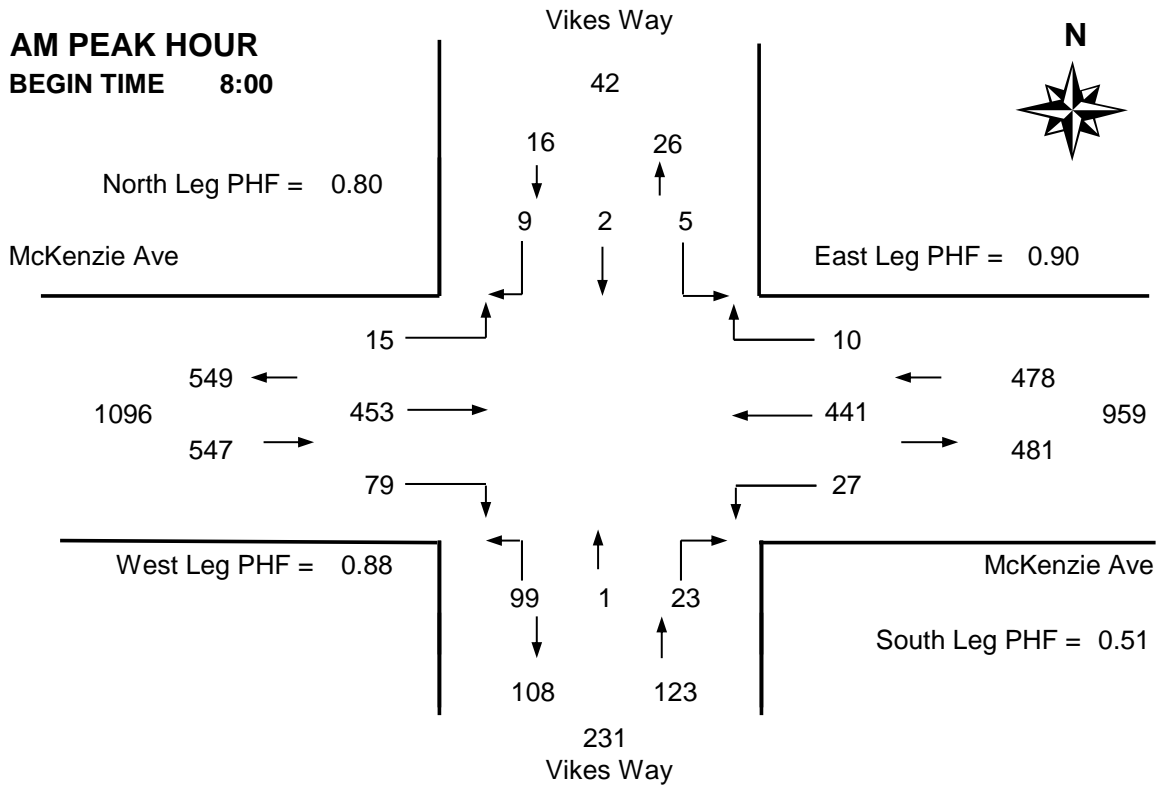
Time Period Starting	Vikes Way			Vikes Way			McKenzie Ave			McKenzie Ave			15 Min Total	Hourly Total	Pedestrians			
	From North			From South			From West			From East					N	S	W	E
	Left	Thru	Right	Left	Thru	Right	Left	Thru	Right	Left	Thru	Right						
7:30	2	0	1	2	0	1	5	63	5	5	56	1	141	-	3	0	7	0
7:45	2	0	2	3	0	2	2	124	8	3	75	1	222	-	3	0	10	0
8:00	2	1	2	5	0	3	5	129	22	11	93	5	278 *	-	3	3	27	2
8:15	2	0	2	21	1	8	4	121	26	10	115	2	312 *	953	4	3	47	3
8:30	0	1	3	54	0	6	2	111	14	4	129	0	324 +	1136	5	2	14	2
8:45	1	0	2	19	0	6	4	92	17	2	104	3	250 *	1164	7	2	9	0
9:00	0	0	1	10	2	1	3	105	39	4	71	1	237	1123	3	0	26	1
9:15	0	0	3	12	1	5	2	94	39	3	95	0	254	1065	6	1	30	2
<b>Total</b>	<b>9</b>	<b>2</b>	<b>16</b>	<b>126</b>	<b>4</b>	<b>32</b>	<b>27</b>	<b>839</b>	<b>170</b>	<b>42</b>	<b>738</b>	<b>13</b>	<b>2018</b>	-	<b>34</b>	<b>11</b>	<b>170</b>	<b>10</b>
<b>Pk Hr</b>	<b>5</b>	<b>2</b>	<b>9</b>	<b>99</b>	<b>1</b>	<b>23</b>	<b>15</b>	<b>453</b>	<b>79</b>	<b>27</b>	<b>441</b>	<b>10</b>	<b>1164 *</b>	-	<b>19</b>	<b>10</b>	<b>97</b>	<b>7</b>
<b>Pk Hr Factor</b>	0.63	0.50	0.75	0.46	0.25	0.72	0.75	0.88	0.76	0.61	0.85	0.50	0.90	* = Peak hour + = Peak 15 minutes				
	<b>0.80</b>			<b>0.51</b>			<b>0.88</b>			<b>0.90</b>								
15:30	0	2	7	20	3	4	1	92	9	2	147	1	288	-	5	1	18	3
15:45	0	0	3	12	2	1	0	107	11	0	148	0	284	-	5	0	20	1
16:00	2	0	7	15	0	3	3	100	8	4	178	0	320 *	-	5	0	26	5
16:15	2	0	5	19	0	5	2	90	7	2	135	0	267 *	1159	2	2	37	2
16:30	2	0	11	37	0	12	0	89	7	0	171	0	329 +	1200	10	3	46	0
16:45	4	0	5	20	1	6	0	113	7	0	166	1	323 *	1239	10	1	45	1
17:00	1	0	4	12	1	2	0	99	5	0	140	0	264	1183	7	5	47	0
17:15	0	0	3	12	0	3	0	121	2	1	109	0	251	1167	9	2	24	1
<b>Total</b>	<b>11</b>	<b>2</b>	<b>45</b>	<b>147</b>	<b>7</b>	<b>36</b>	<b>6</b>	<b>811</b>	<b>56</b>	<b>9</b>	<b>1194</b>	<b>2</b>	<b>2326</b>	-	<b>53</b>	<b>14</b>	<b>263</b>	<b>13</b>
<b>Pk Hr</b>	<b>10</b>	<b>0</b>	<b>28</b>	<b>91</b>	<b>1</b>	<b>26</b>	<b>5</b>	<b>392</b>	<b>29</b>	<b>6</b>	<b>650</b>	<b>1</b>	<b>1239 *</b>	-	<b>27</b>	<b>6</b>	<b>154</b>	<b>8</b>
<b>Pk Hr Factor</b>	0.63	n/a	0.64	0.61	0.25	0.54	0.42	0.87	0.91	0.38	0.91	0.25	0.94					
	<b>0.73</b>			<b>0.60</b>			<b>0.89</b>			<b>0.90</b>								



# DISTRICT OF SAANICH 2018 TRAFFIC COUNTS

**Major Route:** McKenzie Avenue  
**Minor Route:** Vikes Way  
**Date:** Tuesday, September 25, 2018  
**Filename:** McKenzie@Vikes-Sep25-2018.xls

**Station #:** TIN001747  
**Intersection Type:** 4-leg  
**East/West Route:** McKenzie Avenue  
**Weather:** Clear and dry



# DISTRICT OF SAANICH 2018 TRAFFIC COUNTS

**Major Route:** McKenzie Avenue  
**Minor Route:** Vikes Way  
**Date:** Tuesday, September 25, 2018  
**Filename:** McKenzie@Vikes-Sep25-2018.xls

**Station #:** TIN001747  
**Intersection Type:** 4-leg  
**East/West Route:** McKenzie Avenue  
**Weather:** Clear and dry

**Comments:** Count ID-2018149

## Bicycle Data

Time Period Starting	Vikes Way			Vikes Way			McKenzie Ave			McKenzie Ave			15 Min Total	Hourly Total
	From North			From South			From West			From East				
	Left	Thru	Right	Left	Thru	Right	Left	Thru	Right	Left	Thru	Right		
7:30	0	2	0	0	0	0	0	3	1	1	3	0	10	-
7:45	1	1	0	0	0	0	2	4	1	0	2	0	11	-
8:00	1	3	0	0	3	0	0	7	1	0	0	0	15	-
8:15	0	12	0	1	2	1	0	6	2	0	0	0	24	60
8:30	0	5	0	0	0	0	0	9	1	0	0	0	15 *	65
8:45	0	14	0	0	1	0	0	3	5	0	0	0	23 *	77
9:00	1	28	1	0	1	1	0	4	13	0	0	0	49 *	111
9:15	3	40	0	2	2	0	0	6	17	0	0	0	70 +	157
<b>Total</b>	<b>6</b>	<b>105</b>	<b>1</b>	<b>3</b>	<b>9</b>	<b>2</b>	<b>2</b>	<b>42</b>	<b>41</b>	<b>1</b>	<b>5</b>	<b>0</b>	<b>217</b>	<b>-</b>
<b>Pk Hr</b>	<b>4</b>	<b>87</b>	<b>1</b>	<b>2</b>	<b>4</b>	<b>1</b>	<b>0</b>	<b>22</b>	<b>36</b>	<b>0</b>	<b>0</b>	<b>0</b>	<b>157 *</b>	<b>-</b>
<b>15x4</b>	<b>12</b>	<b>160</b>	<b>4</b>	<b>8</b>	<b>8</b>	<b>4</b>	<b>0</b>	<b>36</b>	<b>68</b>	<b>0</b>	<b>0</b>	<b>0</b>	<b>280 +</b>	<b>-</b>

15:30	0	2	0	0	2	0	0	2	0	1	4	0	11	-
15:45	0	3	0	0	1	0	0	0	0	0	1	0	5	-
16:00	0	4	2	2	3	0	0	1	0	0	7	0	19 *	-
16:15	0	4	0	6	4	0	0	4	1	0	3	0	22 +	57
16:30	0	0	0	2	1	0	0	0	1	0	8	0	12 *	58
16:45	1	1	0	1	3	0	0	2	0	0	14	0	22 *	75
17:00	0	1	0	1	4	0	0	3	1	0	3	0	13	69
17:15	0	5	0	0	3	1	0	7	1	0	5	2	24	71
<b>Total</b>	<b>1</b>	<b>20</b>	<b>2</b>	<b>12</b>	<b>21</b>	<b>1</b>	<b>0</b>	<b>19</b>	<b>4</b>	<b>1</b>	<b>45</b>	<b>2</b>	<b>128</b>	<b>-</b>
<b>Pk Hr</b>	<b>1</b>	<b>9</b>	<b>2</b>	<b>11</b>	<b>11</b>	<b>0</b>	<b>0</b>	<b>7</b>	<b>2</b>	<b>0</b>	<b>32</b>	<b>0</b>	<b>75 *</b>	<b>-</b>
<b>15x4</b>	<b>4</b>	<b>16</b>	<b>8</b>	<b>24</b>	<b>16</b>	<b>0</b>	<b>0</b>	<b>16</b>	<b>4</b>	<b>0</b>	<b>56</b>	<b>0</b>	<b>88 +</b>	<b>-</b>

<b>4 Hr</b>	<b>7</b>	<b>125</b>	<b>3</b>	<b>15</b>	<b>30</b>	<b>3</b>	<b>2</b>	<b>61</b>	<b>45</b>	<b>2</b>	<b>50</b>	<b>2</b>	<b>345</b>	<b>690</b>
-------------	----------	------------	----------	-----------	-----------	----------	----------	-----------	-----------	----------	-----------	----------	------------	------------

## PEAK HOUR SUMMARY

