

McKenzie Avenue @ Quadra Street

Thursday, September 27, 2018

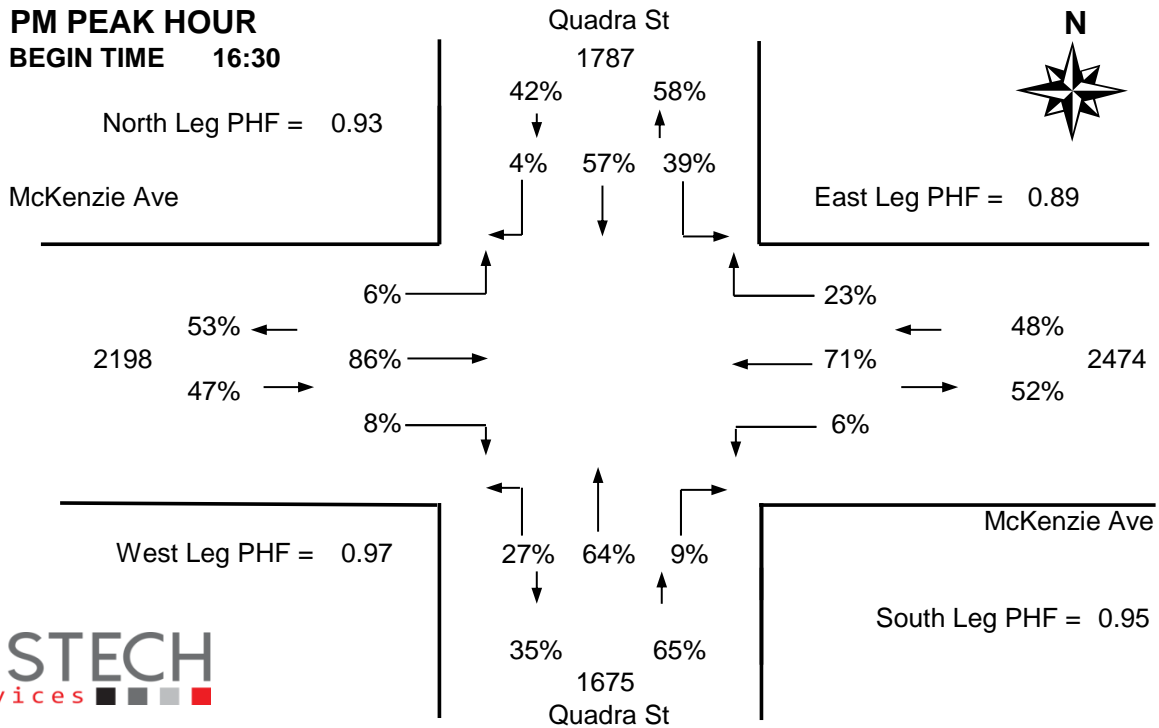
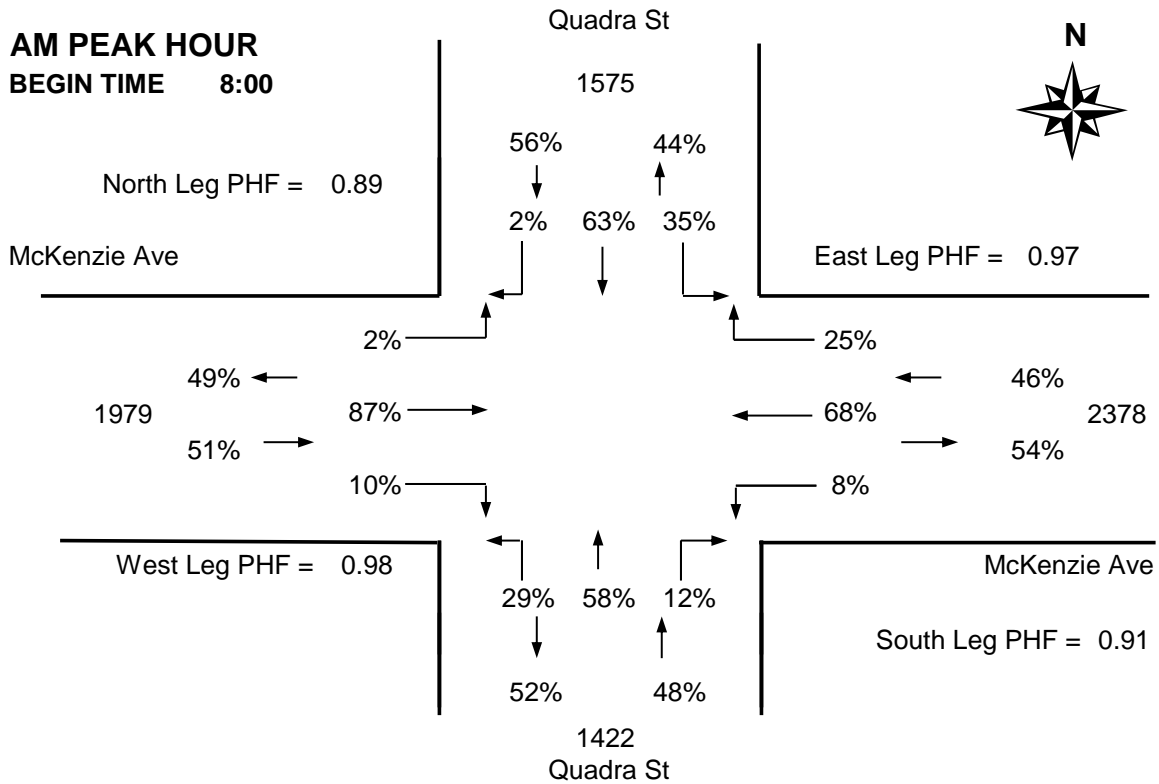


The data presented here is for information purposes only and should not be considered authoritative for construction, geotechnical, engineering, navigational, legal, or other site-specific uses. The information shared is owned by the Transportation Division of the Engineering Department at the District of Saanich. Accuracy is not guaranteed.

DISTRICT OF SAANICH 2018 TRAFFIC COUNTS

Major Route: McKenzie Avenue
Minor Route: Quadra Street
Date: Thursday, September 27, 2018
Filename: McKenzie@Quadra-Sep27-2018.xls

Station #: TIN000828
Intersection Type: 4-leg
East/West Route: McKenzie Avenue
Weather: Clear and dry



DISTRICT OF SAANICH 2018 TRAFFIC COUNTS

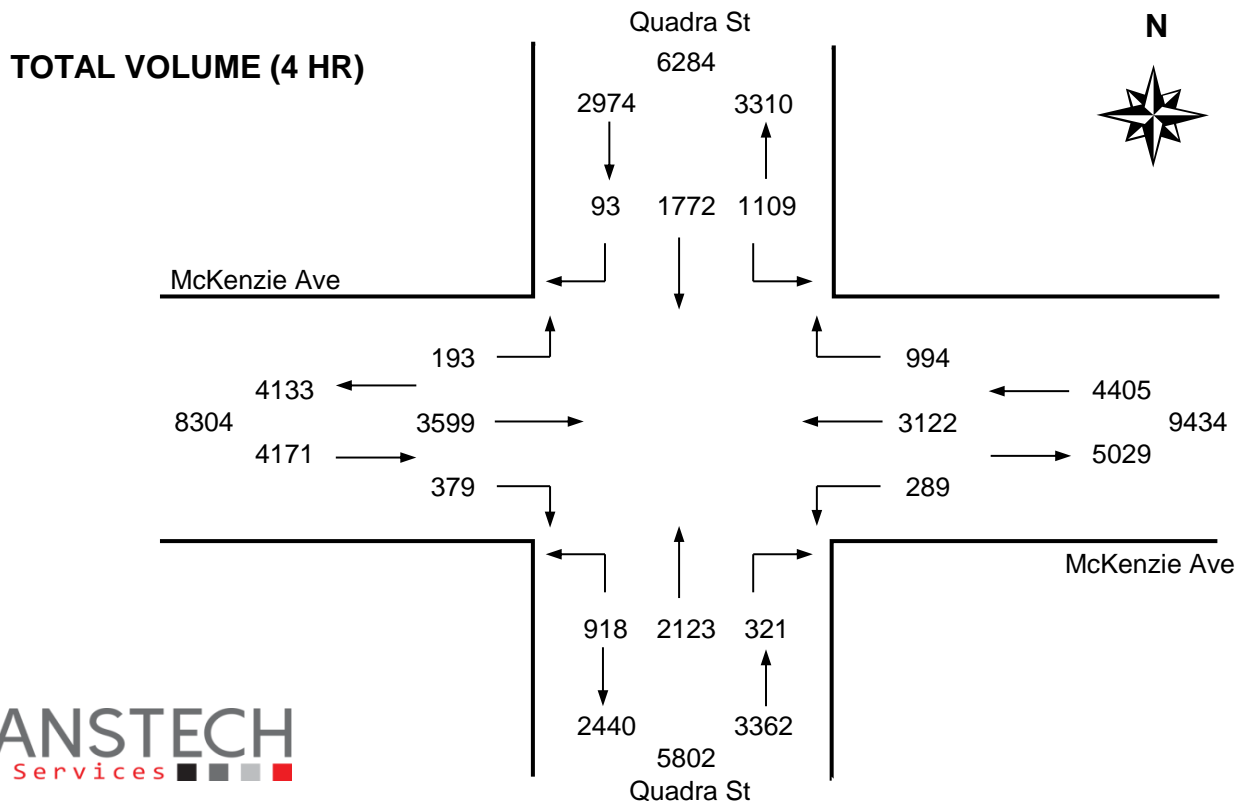
Major Route: McKenzie Avenue
Minor Route: Quadra Street
Date: Thursday, September 27, 2018
Filename: McKenzie@Quadra-Sep27-2018.xls

Station #: TIN000828
Intersection Type: 4-leg
East/West Route: McKenzie Avenue
Weather: Clear and dry

Comments: Count ID-2018148

Vehicle Data

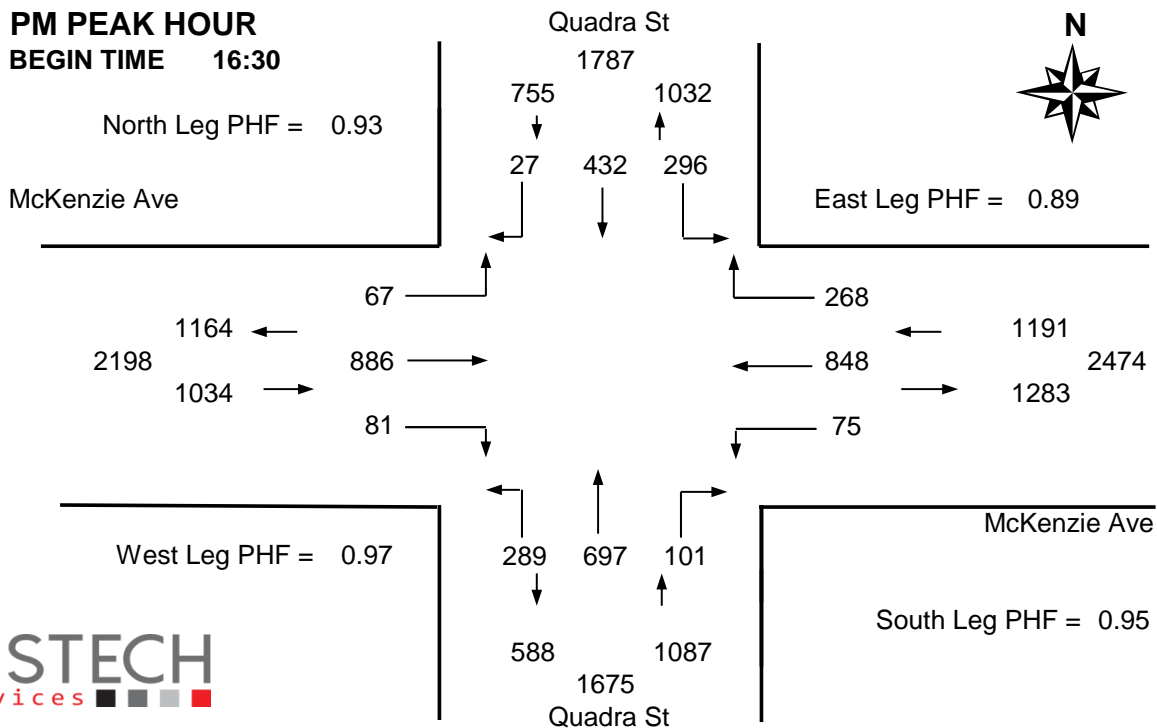
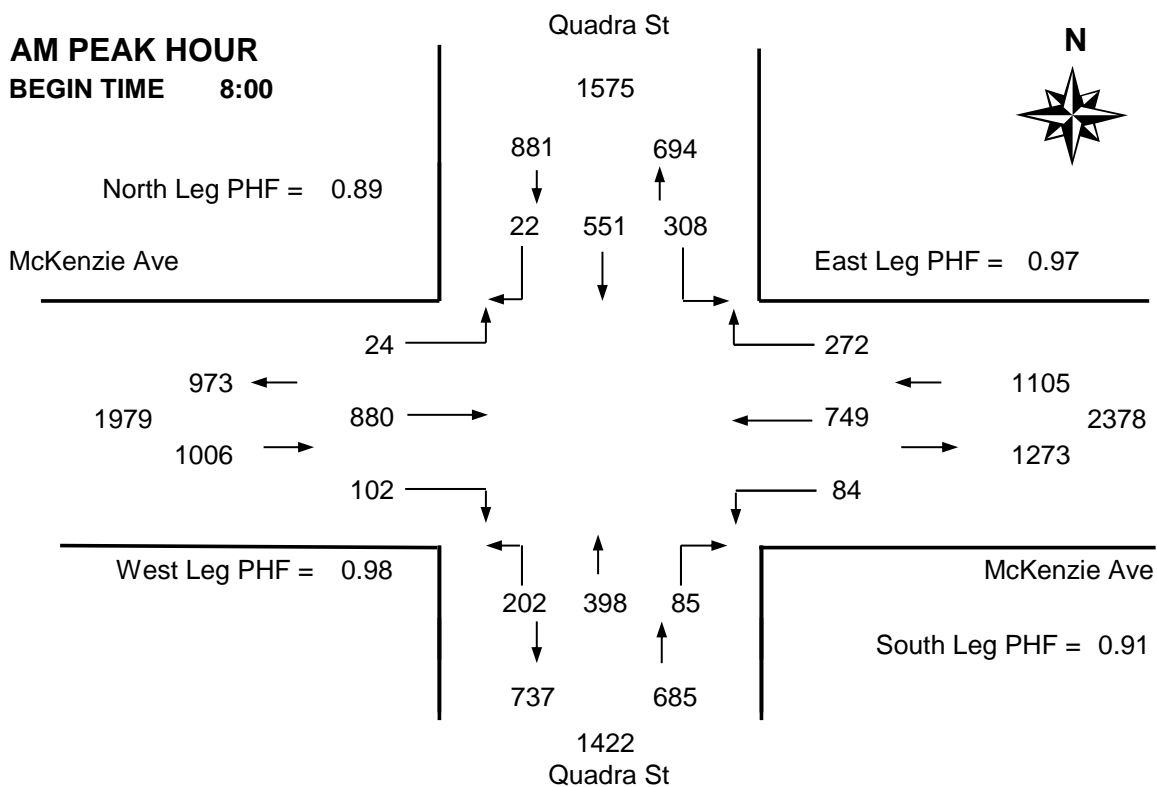
Time Period Starting	Quadra St			Quadra St			McKenzie Ave			McKenzie Ave			15 Min Total	Hourly Total	Pedestrians			
	From North			From South			From West			From East					N	S	W	E
	Left	Thru	Right	Left	Thru	Right	Left	Thru	Right	Left	Thru	Right						
7:30	63	89	4	34	87	3	13	230	15	13	150	38	739	-	6	6	12	5
7:45	57	131	6	34	100	10	11	268	29	12	177	53	888	-	27	19	26	21
8:00	82	159	7	59	99	26	6	228	23	25	194	54	962 +	-	23	36	40	11
8:15	66	129	3	62	106	20	3	220	24	22	182	81	918 *	3507	25	16	18	26
8:30	74	121	5	41	84	20	5	222	30	15	187	74	878 *	3646	14	6	12	14
8:45	86	142	7	40	109	19	10	210	25	22	186	63	919 *	3677	9	8	12	12
9:00	58	99	3	35	82	19	8	245	27	10	156	55	797	3512	9	5	7	5
9:15	69	77	0	27	81	21	12	219	31	13	155	39	744	3338	10	17	20	21
Total	555	947	35	332	748	138	68	1842	204	132	1387	457	6845	-	123	113	147	115
Pk Hr	308	551	22	202	398	85	24	880	102	84	749	272	3677 *	-	71	66	82	63
Pk Hr Factor	0.90	0.87	0.79	0.81	0.91	0.82	0.60	0.96	0.85	0.84	0.97	0.84	0.96	* = Peak hour + = Peak 15 minutes				
	0.89			0.91			0.98			0.97								
15:30	64	105	10	68	162	26	12	231	29	24	236	75	1042	-	41	22	16	33
15:45	56	80	8	78	164	17	11	245	27	20	198	68	972	-	26	9	9	20
16:00	70	105	7	87	177	19	15	188	19	17	223	57	984	-	17	15	20	19
16:15	68	103	6	64	175	20	20	207	19	21	230	69	1002	4000	21	8	14	29
16:30	80	119	5	67	165	32	22	212	23	13	245	78	1061 +	4019	10	5	7	19
16:45	70	105	8	73	155	26	17	233	16	11	200	60	974 *	4021	31	10	16	24
17:00	70	109	10	81	175	26	15	224	20	26	201	57	1014 *	4051	19	13	14	12
17:15	76	99	4	68	202	17	13	217	22	25	202	73	1018 *	4067	10	12	20	23
Total	554	825	58	586	1375	183	125	1757	175	157	1735	537	8067	-	175	94	116	179
Pk Hr	296	432	27	289	697	101	67	886	81	75	848	268	4067 *	-	70	40	57	78
Pk Hr Factor	0.93	0.91	0.68	0.89	0.86	0.79	0.76	0.95	0.88	0.72	0.87	0.86	0.96					
	0.93			0.95			0.97			0.89								



DISTRICT OF SAANICH 2018 TRAFFIC COUNTS

Major Route: McKenzie Avenue
Minor Route: Quadra Street
Date: Thursday, September 27, 2018
Filename: McKenzie@Quadra-Sep27-2018.xls

Station #: TIN000828
Intersection Type: 4-leg
East/West Route: McKenzie Avenue
Weather: Clear and dry



DISTRICT OF SAANICH 2018 TRAFFIC COUNTS

Major Route: McKenzie Avenue
Minor Route: Quadra Street
Date: Thursday, September 27, 2018
Filename: McKenzie@Quadra-Sep27-2018.xls

Station #: TIN000828
Intersection Type: 4-leg
East/West Route: McKenzie Avenue
Weather: Clear and dry

Comments: Count ID-2018148

Bicycle Data

Time Period Starting	Quadra St			Quadra St			McKenzie Ave			McKenzie Ave			15 Min Total	Hourly Total
	From North			From South			From West			From East				
	Left	Thru	Right	Left	Thru	Right	Left	Thru	Right	Left	Thru	Right		
7:30	0	3	0	0	1	0	0	1	0	0	1	0	6 +	-
7:45	1	1	0	0	1	0	0	3	0	0	0	0	6 *	-
8:00	0	0	0	0	0	0	0	1	0	0	0	0	1 *	-
8:15	0	1	0	0	0	0	0	0	0	0	0	0	1 *	14
8:30	0	1	0	0	1	0	0	0	0	0	0	1	3	11
8:45	0	1	0	0	0	0	0	1	1	0	0	0	3	8
9:00	1	1	0	0	0	0	0	1	0	0	0	0	3	10
9:15	0	0	0	0	1	0	0	0	0	0	0	0	1	10
Total	2	8	0	0	4	0	0	7	1	0	1	1	24	-
Pk Hr	1	5	0	0	2	0	0	5	0	0	1	0	14 *	-
15x4	4	12	0	0	4	0	0	12	0	0	4	0	24 +	-

15:30	0	1	0	0	0	0	0	1	0	0	0	1	3	-
15:45	0	0	0	0	1	0	0	0	0	0	1	0	2	-
16:00	0	1	0	0	1	0	0	0	0	0	1	0	3	-
16:15	0	2	0	0	0	0	0	0	0	0	0	0	2	10
16:30	0	2	0	0	2	0	0	0	0	0	1	1	6 +	13
16:45	1	2	0	0	0	0	0	0	0	0	1	0	4 *	15
17:00	0	2	0	0	1	0	0	0	0	0	0	0	3 *	15
17:15	0	1	0	0	2	0	0	0	1	0	1	0	5 *	18
Total	1	11	0	0	7	0	0	1	1	0	5	2	28	-
Pk Hr	1	7	0	0	5	0	0	0	1	0	3	1	18 *	-
15x4	4	8	0	0	8	0	0	0	4	0	4	4	24 +	-

4 Hr	3	19	0	0	11	0	0	8	2	0	6	3	52	104
-------------	----------	-----------	----------	----------	-----------	----------	----------	----------	----------	----------	----------	----------	-----------	------------

PEAK HOUR SUMMARY

