

McKenzie Avenue @ Larchwood Drive

Thursday, March 08, 2018

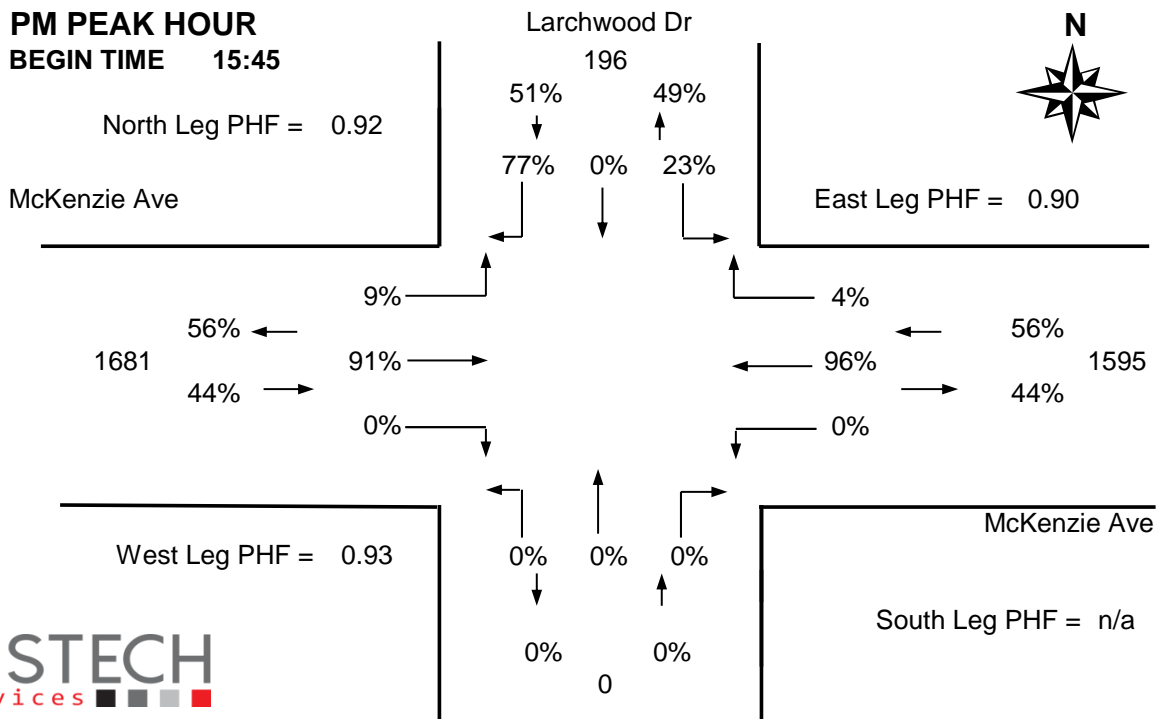
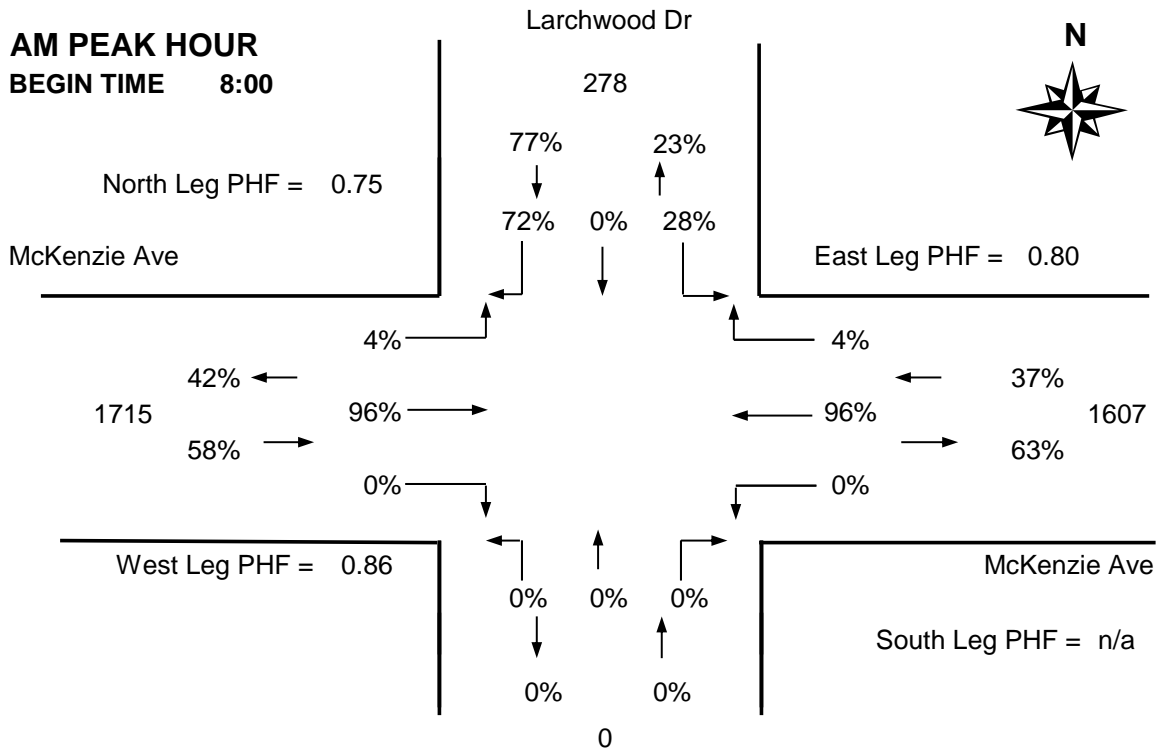


The data presented here is for information purposes only and should not be considered authoritative for construction, geotechnical, engineering, navigational, legal, or other site-specific uses. The information shared is owned by the Transportation Division of the Engineering Department at the District of Saanich. Accuracy is not guaranteed.

DISTRICT OF SAANICH 2018 TRAFFIC COUNTS

Major Route: McKenzie Avenue
Minor Route: Larchwood Drive
Date: Thursday, March 8, 2018
Filename: McKenzie@Larchwood-Mar8-2018.xls

Station #: TIN000160
Intersection Type: 3-leg north approach
East/West Route: McKenzie Avenue
Weather: Cloudy and damp



DISTRICT OF SAANICH 2018 TRAFFIC COUNTS

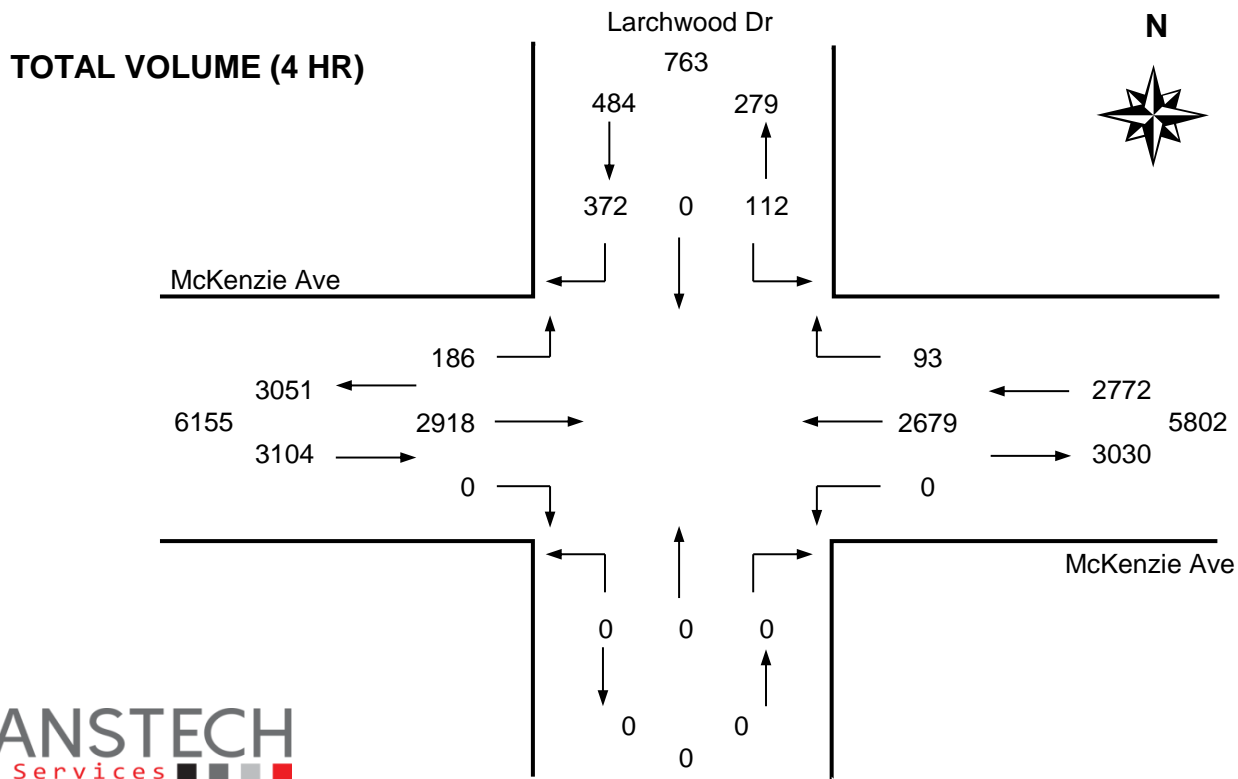
Major Route: McKenzie Avenue
Minor Route: Larchwood Drive
Date: Thursday, March 8, 2018
Filename: McKenzie@Larchwood-Mar8-2018.xls

Station #: TIN000160
Intersection Type: 3-leg north approach
East/West Route: McKenzie Avenue
Weather: Cloudy and damp

Comments:

Vehicle Data

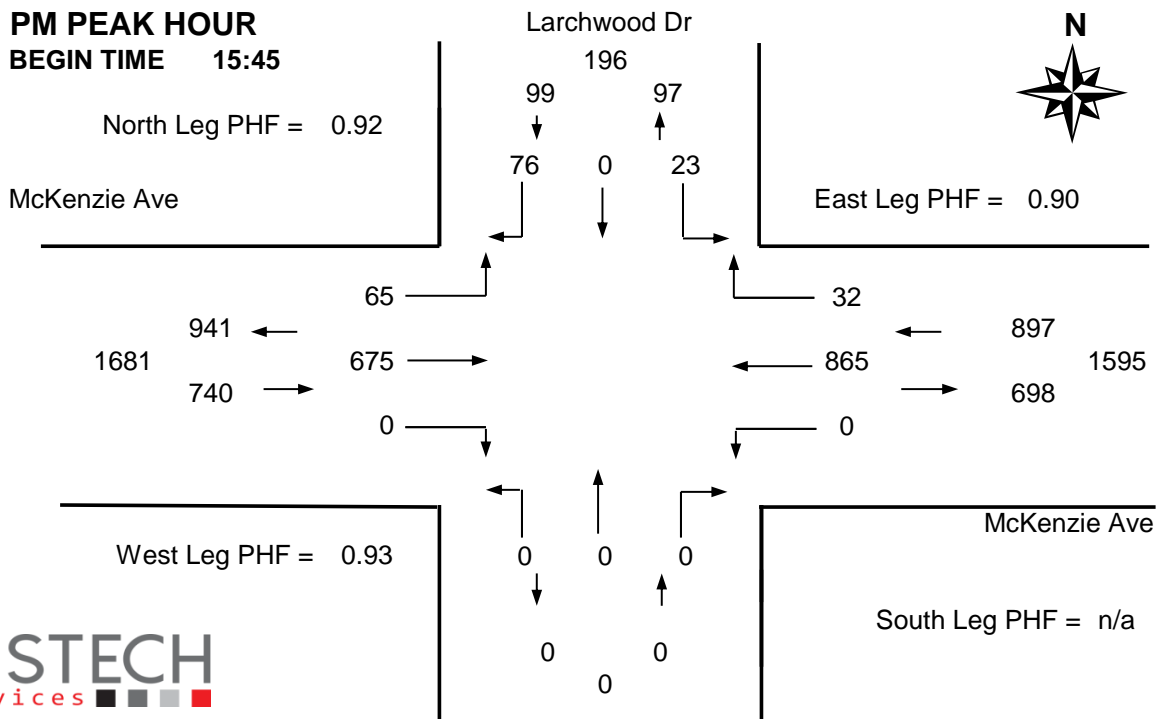
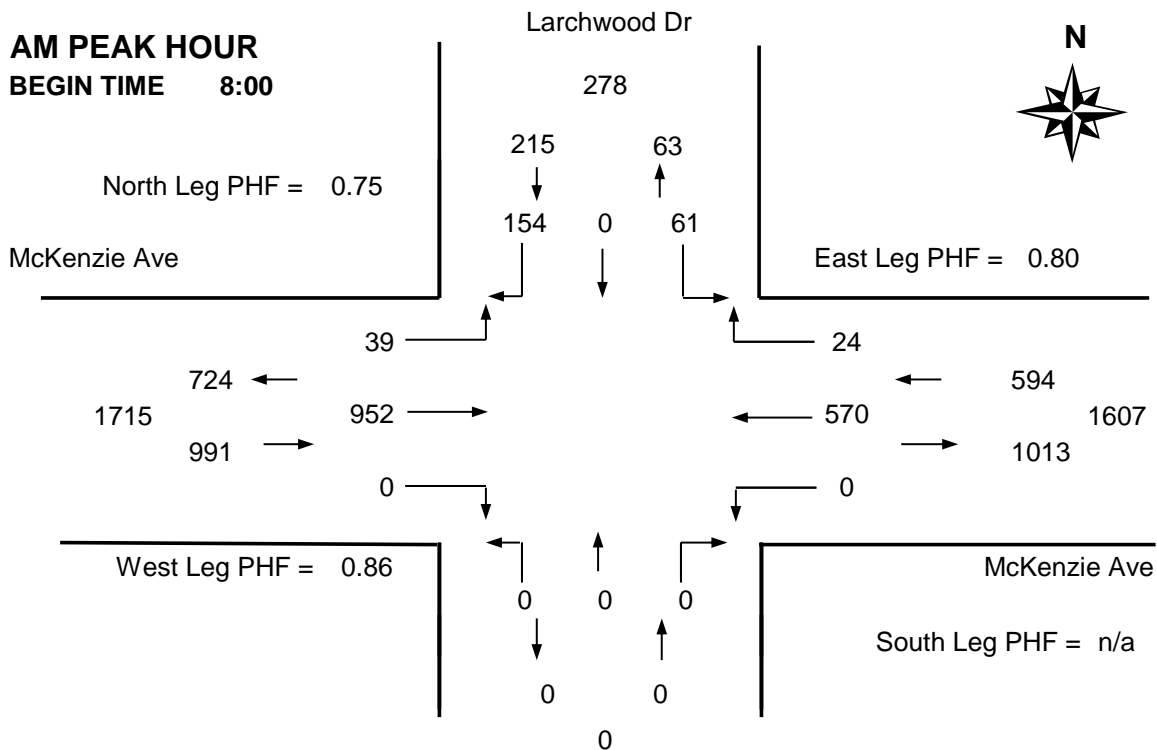
Time Period Starting	Larchwood Dr						McKenzie Ave			McKenzie Ave			15 Min Total	Hourly Total	Pedestrians			
	From North			From South			From West			From East					N	S	W	E
	Left	Thru	Right	Left	Thru	Right	Left	Thru	Right	Left	Thru	Right						
7:30	5		23				4	145			94	3	274	-	3		0	3
7:45	2		18				6	211			115	2	354	-	2		0	13
8:00	13		40				12	262			121	1	449 *	-	7		0	21
8:15	23		40				12	275			141	8	499 +	1576	5		0	24
8:30	19		53				10	218			174	11	485 *	1787	4		0	15
8:45	6		21				5	197			134	4	367 *	1800	2		0	13
9:00	3		13				5	144			130	5	300	1651	6		0	6
9:15	4		13				10	165			109	0	301	1453	7		0	7
Total	75	0	221	0	0	0	64	1617	0	0	1018	34	3029	-	36	0	0	102
Pk Hr	61	0	154	0	0	0	39	952	0	0	570	24	1800 *	-	18	0	0	73
Pk Hr Factor	0.66	n/a	0.73	n/a	n/a	n/a	0.81	0.87	n/a	n/a	0.82	0.55	0.90	* = Peak hour + = Peak 15 minutes				
	0.75			n/a			0.86			0.80								
15:30	5		20				17	161			219	7	429	-	8		1	4
15:45	5		22				21	166			194	7	415 *	-	12		0	7
16:00	6		21				13	187			207	7	441 *	-	7		0	9
16:15	6		16				19	175			223	9	448 +	1733	6		1	9
16:30	6		17				12	147			241	9	432 *	1736	9		0	9
16:45	2		20				17	158			194	6	397	1718	4		0	4
17:00	3		17				10	150			192	11	383	1660	4		0	5
17:15	4		18				13	157			191	3	386	1598	4		0	2
Total	37	0	151	0	0	0	122	1301	0	0	1661	59	3331	-	54	0	2	49
Pk Hr	23	0	76	0	0	0	65	675	0	0	865	32	1736 *	-	34	0	1	34
Pk Hr Factor	0.96	n/a	0.86	n/a	n/a	n/a	0.77	0.90	n/a	n/a	0.90	0.89	0.97					
	0.92			n/a			0.93			0.90								



DISTRICT OF SAANICH 2018 TRAFFIC COUNTS

Major Route: McKenzie Avenue
Minor Route: Larchwood Drive
Date: Thursday, March 8, 2018
Filename: McKenzie@Larchwood-Mar8-2018.xls

Station #: TIN000160
Intersection Type: 3-leg north approach
East/West Route: McKenzie Avenue
Weather: Cloudy and damp



DISTRICT OF SAANICH 2018 TRAFFIC COUNTS

Major Route: McKenzie Avenue
Minor Route: Larchwood Drive
Date: Thursday, March 8, 2018
Filename: McKenzie@Larchwood-Mar8-2018.xls

Station #: TIN000160
Intersection Type: 3-leg north approach
East/West Route: McKenzie Avenue
Weather: Cloudy and damp

Comments:

Bicycle Data

Time Period Starting	Larchwood Dr						McKenzie Ave			McKenzie Ave			15 Min Total	Hourly Total
	From North			From South			From West			From East				
	Left	Thru	Right	Left	Thru	Right	Left	Thru	Right	Left	Thru	Right		
7:30	4		0				0	3			2	1	10	-
7:45	3		1				0	7			1	1	13	-
8:00	5		0				0	11			0	1	17 *	-
8:15	15		0				0	9			1	0	25 +	65
8:30	9		0				1	4			2	0	16 *	71
8:45	8		2				0	4			2	1	17 *	75
9:00	6		0				0	8			1	0	15	73
9:15	3		0				0	8			1	0	12	60
Total	53	0	3	0	0	0	1	54	0	0	10	4	125	-
Pk Hr	37	0	2	0	0	0	1	28	0	0	5	2	75 *	-
15x4	60	0	8	0	0	0	4	44	0	0	8	4	100 +	-

15:30	2		0				0	2			11	1	16	-
15:45	0		1				0	3			4	2	10	-
16:00	2		0				0	1			10	3	16 *	-
16:15	0		0				2	4			8	4	18 *	60
16:30	0		0				0	9			4	5	18 *	62
16:45	0		1				0	4			8	7	20 +	72
17:00	2		0				1	2			3	2	10	66
17:15	2		0				0	1			4	4	11	59
Total	8	0	2	0	0	0	3	26	0	0	52	28	119	-
Pk Hr	2	0	1	0	0	0	2	18	0	0	30	19	72 *	-
15x4	8	0	4	0	0	0	8	36	0	0	40	28	80 +	-

4 Hr	61	0	5	0	0	0	4	80	0	0	62	32	244	488
------	----	---	---	---	---	---	---	----	---	---	----	----	-----	-----

PEAK HOUR SUMMARY

