

# McKenzie Avenue @ Finnerty Road

Thursday, February 23, 2017

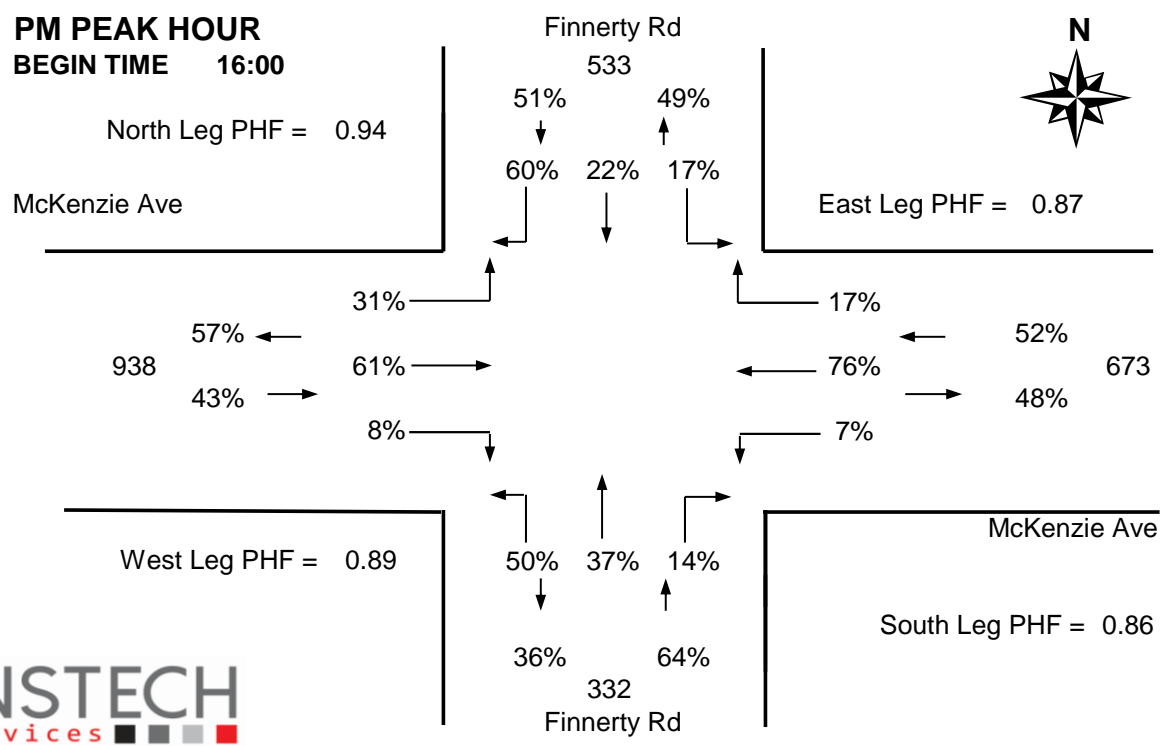
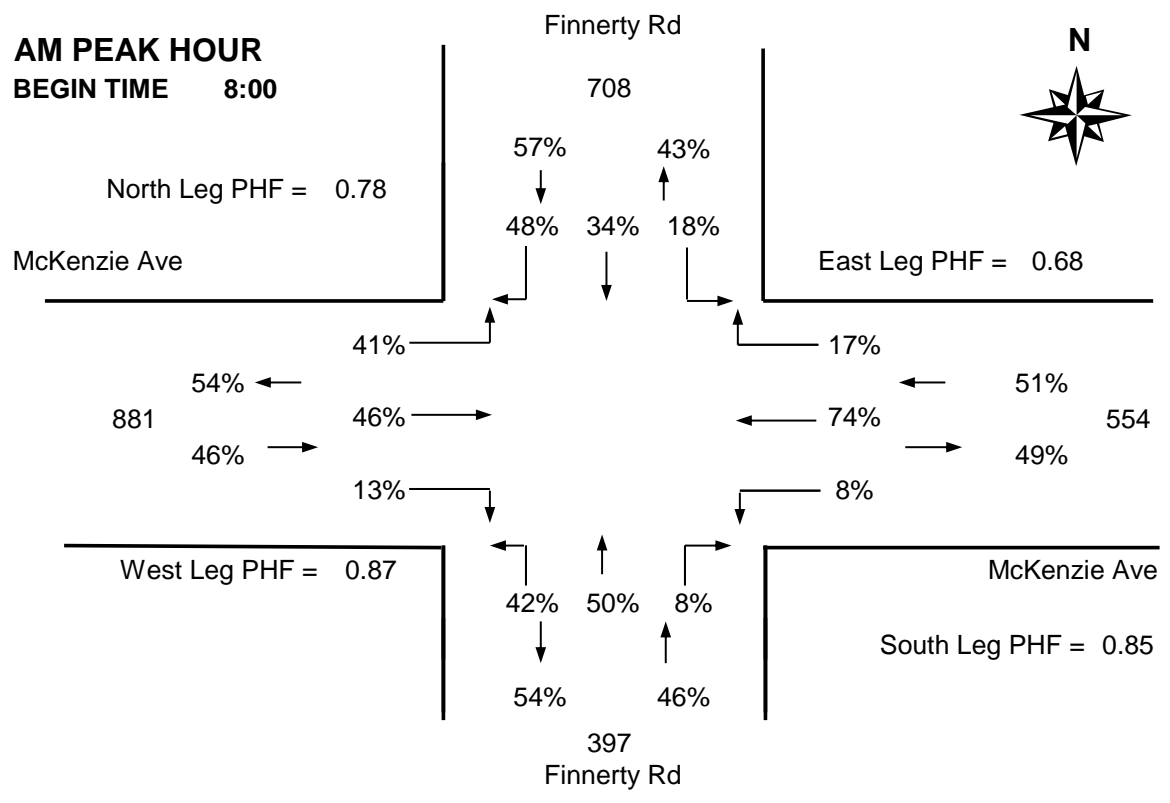


The data presented here is for information purposes only and should not be considered authoritative for construction, geotechnical, engineering, navigational, legal, or other site-specific uses. The information shared is owned by the Transportation Division of the Engineering Department at the District of Saanich. Accuracy is not guaranteed.

# DISTRICT OF SAANICH 2017 TRAFFIC COUNTS

**Major Route:** McKenzie Avenue  
**Minor Route:** Finnerty Road  
**Date:** Thursday, February 23, 2017  
**Filename:** McKenzie@Finnerty-Feb23-2017.xls

**Station #:** TIN000202  
**Intersection Type:** 4-leg  
**East/West Route:** McKenzie Avenue  
**Weather:** Clear and dry



# DISTRICT OF SAANICH 2017 TRAFFIC COUNTS

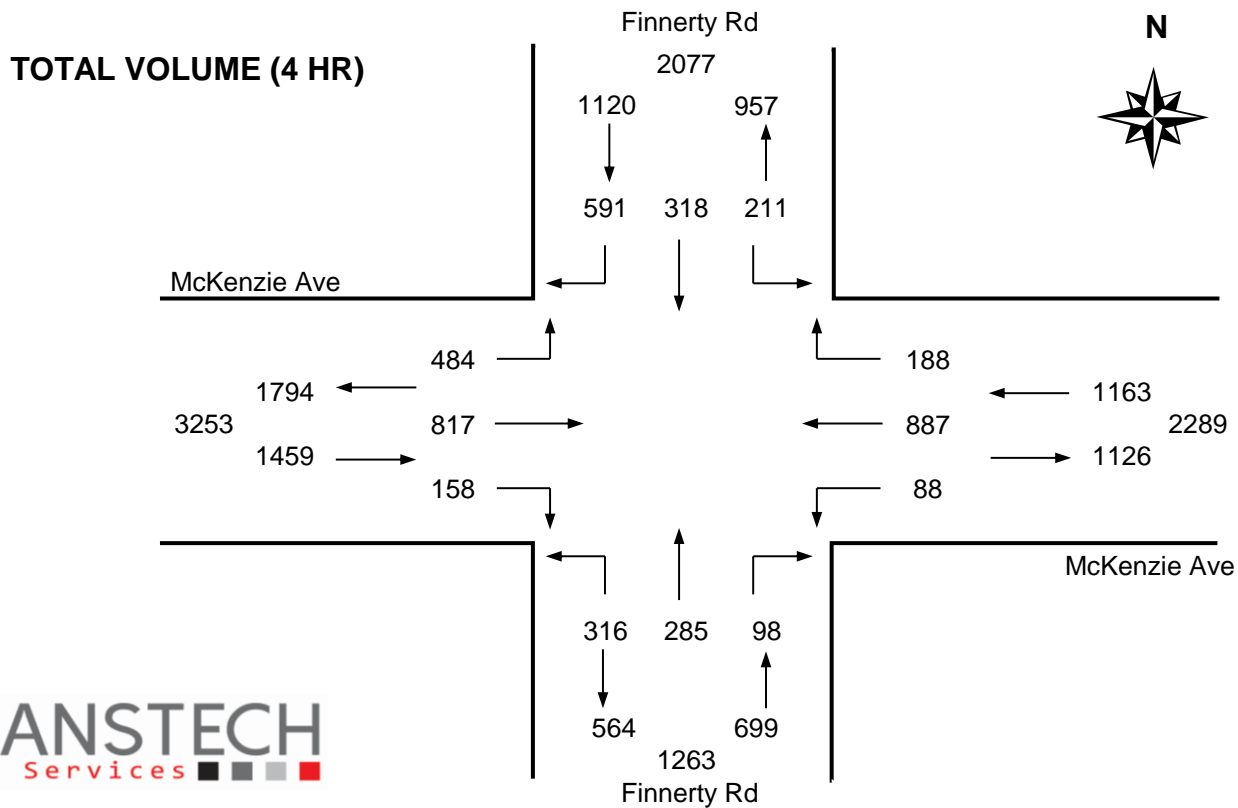
**Major Route:** McKenzie Avenue  
**Minor Route:** Finnerty Road  
**Date:** Thursday, February 23, 2017  
**Filename:** McKenzie@Finnerty-Feb23-2017.xls

**Station #:** TIN000202  
**Intersection Type:** 4-leg  
**East/West Route:** McKenzie Avenue  
**Weather:** Clear and dry

**Comments:**

**Vehicle Data**

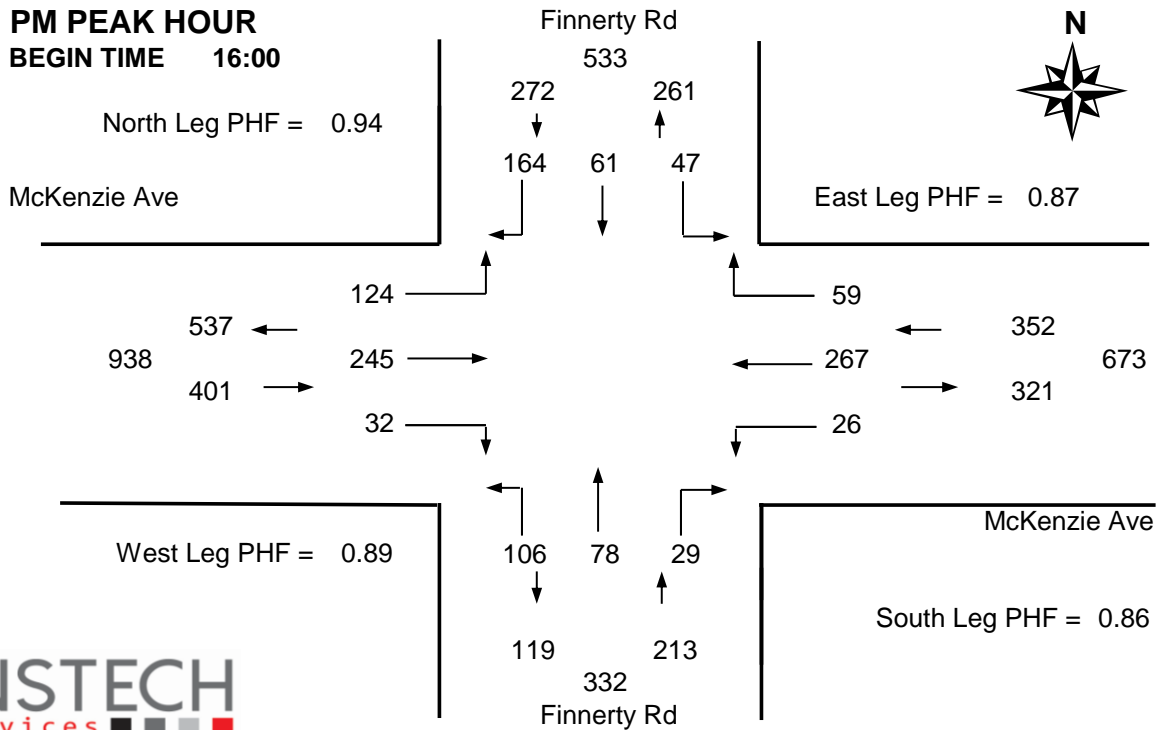
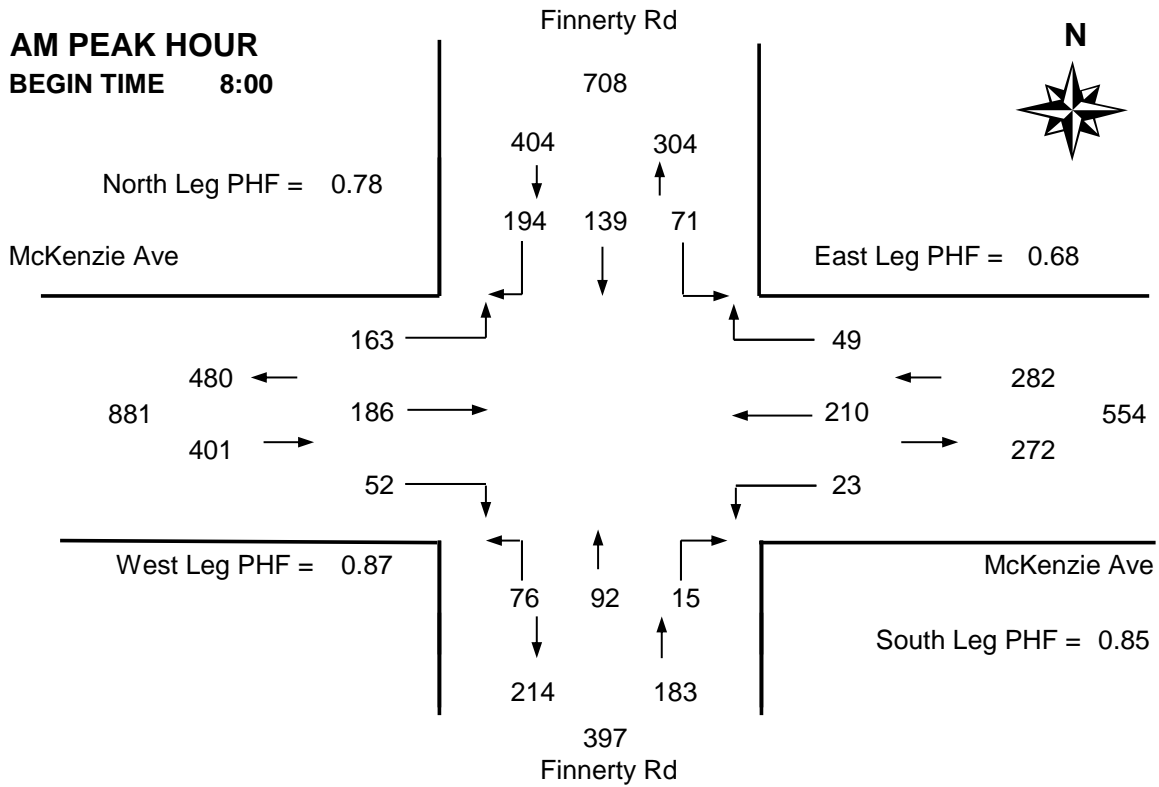
Time Period Starting	Finnerty Rd From North			Finnerty Rd From South			McKenzie Ave From West			McKenzie Ave From East			15 Min Total	Hourly Total	Pedestrians			
	Left	Thru	Right	Left	Thru	Right	Left	Thru	Right	Left	Thru	Right			N	S	W	E
	7:30	8	21	25	9	8	3	13	19	8	1	21			5	141	-	9
7:45	24	16	27	8	8	1	42	41	8	1	29	6	211	-	9	6	29	5
8:00	10	23	33	17	17	1	33	31	9	6	45	9	234 *	-	18	12	31	16
8:15	20	51	59	25	27	2	43	54	18	10	74	19	402 +	988	24	8	28	18
8:30	24	37	57	15	30	8	40	53	11	2	42	10	329 *	1176	6	7	6	21
8:45	17	28	45	19	18	4	47	48	14	5	49	11	305 *	1270	10	5	13	14
9:00	14	19	29	17	11	8	16	52	9	4	43	7	229	1265	4	3	9	10
9:15	10	13	26	14	12	6	17	53	10	5	33	7	206	1069	6	3	13	17
<b>Total</b>	<b>127</b>	<b>208</b>	<b>301</b>	<b>124</b>	<b>131</b>	<b>33</b>	<b>251</b>	<b>351</b>	<b>87</b>	<b>34</b>	<b>336</b>	<b>74</b>	<b>2057</b>	<b>-</b>	<b>86</b>	<b>48</b>	<b>146</b>	<b>106</b>
<b>Pk Hr</b>	<b>71</b>	<b>139</b>	<b>194</b>	<b>76</b>	<b>92</b>	<b>15</b>	<b>163</b>	<b>186</b>	<b>52</b>	<b>23</b>	<b>210</b>	<b>49</b>	<b>1270 *</b>	<b>-</b>	<b>58</b>	<b>32</b>	<b>78</b>	<b>69</b>
<b>Pk Hr Factor</b>	0.74	0.68	0.82	0.76	0.77	0.47	0.87	0.86	0.72	0.58	0.71	0.64	0.79	* = Peak hour + = Peak 15 minutes				
	<b>0.78</b>			<b>0.85</b>			<b>0.87</b>			<b>0.68</b>								
15:30	3	8	39	28	22	8	26	55	14	7	82	25	317	-	1	8	5	12
15:45	8	15	24	23	18	13	21	57	7	10	73	7	276	-	6	6	12	20
16:00	11	18	34	32	10	7	28	59	7	4	66	12	288 *	-	5	3	8	13
16:15	7	16	45	26	20	6	24	59	9	8	74	19	313 *	1194	2	5	10	17
16:30	15	13	44	31	23	8	33	61	8	4	67	11	318 *	1195	7	7	11	16
16:45	14	14	41	17	25	8	39	66	8	10	60	17	319 +	1238	6	9	6	16
17:00	12	11	37	19	18	5	25	36	6	8	82	9	268	1218	4	7	5	18
17:15	14	15	26	16	18	10	37	73	12	3	47	14	285	1190	8	8	5	26
<b>Total</b>	<b>84</b>	<b>110</b>	<b>290</b>	<b>192</b>	<b>154</b>	<b>65</b>	<b>233</b>	<b>466</b>	<b>71</b>	<b>54</b>	<b>551</b>	<b>114</b>	<b>2384</b>	<b>-</b>	<b>39</b>	<b>53</b>	<b>62</b>	<b>138</b>
<b>Pk Hr</b>	<b>47</b>	<b>61</b>	<b>164</b>	<b>106</b>	<b>78</b>	<b>29</b>	<b>124</b>	<b>245</b>	<b>32</b>	<b>26</b>	<b>267</b>	<b>59</b>	<b>1238 *</b>	<b>-</b>	<b>20</b>	<b>24</b>	<b>35</b>	<b>62</b>
<b>Pk Hr Factor</b>	0.78	0.85	0.91	0.83	0.78	0.91	0.79	0.93	0.89	0.65	0.90	0.78	0.97					
	<b>0.94</b>			<b>0.86</b>			<b>0.89</b>			<b>0.87</b>								



# DISTRICT OF SAANICH 2017 TRAFFIC COUNTS

**Major Route:** McKenzie Avenue  
**Minor Route:** Finnerty Road  
**Date:** Thursday, February 23, 2017  
**Filename:** McKenzie@Finnerty-Feb23-2017.xls

**Station #:** TIN000202  
**Intersection Type:** 4-leg  
**East/West Route:** McKenzie Avenue  
**Weather:** Clear and dry



# DISTRICT OF SAANICH 2017 TRAFFIC COUNTS

**Major Route:** McKenzie Avenue  
**Minor Route:** Finnerty Road  
**Date:** Thursday, February 23, 2017  
**Filename:** McKenzie@Finnerty-Feb23-2017.xls

**Station #:** TIN000202  
**Intersection Type:** 4-leg  
**East/West Route:** McKenzie Avenue  
**Weather:** Clear and dry

**Comments:**

### Bicycle Data

Time Period Starting	Finnerty Rd			Finnerty Rd			McKenzie Ave			McKenzie Ave			15 Min Total	Hourly Total
	From North			From South			From West			From East				
	Left	Thru	Right	Left	Thru	Right	Left	Thru	Right	Left	Thru	Right		
7:30		1		0	2	0	0	0	1	0	0		4	-
7:45		0		1	0	0	0	0	1	0	0		2	-
8:00		2		0	1	0	0	0	0	0	0		3	-
8:15		2		0	0	0	0	0	0	0	0		2 *	11
8:30		1		0	0	0	2	11	2	1	0		17 +	24
8:45		0		0	0	0	1	0	1	0	1		3 *	25
9:00		4		1	0	0	0	0	0	0	0		5 *	27
9:15		0		0	0	0	0	0	0	0	0		0	25
<b>Total</b>	<b>0</b>	<b>10</b>	<b>0</b>	<b>2</b>	<b>3</b>	<b>0</b>	<b>3</b>	<b>11</b>	<b>5</b>	<b>1</b>	<b>1</b>	<b>0</b>	<b>36</b>	<b>-</b>
<b>Pk Hr</b>	<b>0</b>	<b>7</b>	<b>0</b>	<b>1</b>	<b>0</b>	<b>0</b>	<b>3</b>	<b>11</b>	<b>3</b>	<b>1</b>	<b>1</b>	<b>0</b>	<b>27 *</b>	<b>-</b>
<b>15x4</b>	<b>0</b>	<b>16</b>	<b>0</b>	<b>4</b>	<b>0</b>	<b>0</b>	<b>8</b>	<b>44</b>	<b>8</b>	<b>4</b>	<b>4</b>	<b>0</b>	<b>88 +</b>	<b>-</b>

15:30		0		1	1	0	0	2	0	0	0		4	-
15:45		0		1	1	0	2	0	0	0	0		4	-
16:00		0		2	0	0	0	1	1	0	0		4	-
16:15		0		3	0	0	1	0	1	0	1		6	18
16:30		0		2	2	2	1	0	0	0	0		7 *	21
16:45		2		1	1	0	0	1	0	0	0		5 *	22
17:00		0		2	3	1	2	0	0	0	0		8 +	26
17:15		1		4	0	0	1	1	0	0	1		8 *	28
<b>Total</b>	<b>0</b>	<b>3</b>	<b>0</b>	<b>16</b>	<b>8</b>	<b>3</b>	<b>7</b>	<b>5</b>	<b>2</b>	<b>0</b>	<b>2</b>	<b>0</b>	<b>46</b>	<b>-</b>
<b>Pk Hr</b>	<b>0</b>	<b>3</b>	<b>0</b>	<b>9</b>	<b>6</b>	<b>3</b>	<b>4</b>	<b>2</b>	<b>0</b>	<b>0</b>	<b>1</b>	<b>0</b>	<b>28 *</b>	<b>-</b>
<b>15x4</b>	<b>0</b>	<b>12</b>	<b>0</b>	<b>64</b>	<b>32</b>	<b>12</b>	<b>28</b>	<b>20</b>	<b>8</b>	<b>0</b>	<b>8</b>	<b>0</b>	<b>184 +</b>	<b>-</b>

<b>4 Hr</b>	<b>0</b>	<b>13</b>	<b>0</b>	<b>18</b>	<b>11</b>	<b>3</b>	<b>10</b>	<b>16</b>	<b>7</b>	<b>1</b>	<b>3</b>	<b>0</b>	<b>82</b>	<b>164</b>
-------------	----------	-----------	----------	-----------	-----------	----------	-----------	-----------	----------	----------	----------	----------	-----------	------------

### PEAK HOUR SUMMARY

