

McKenzie Avenue @ Braefoot Road

Wednesday, October 18, 2017

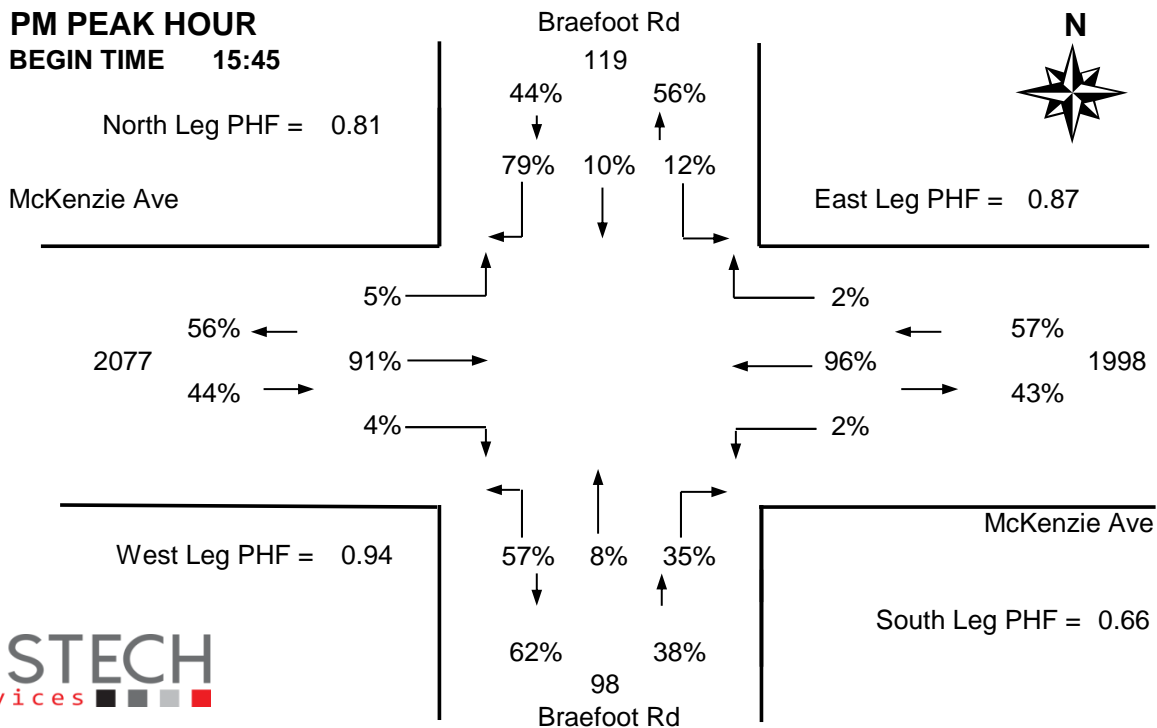
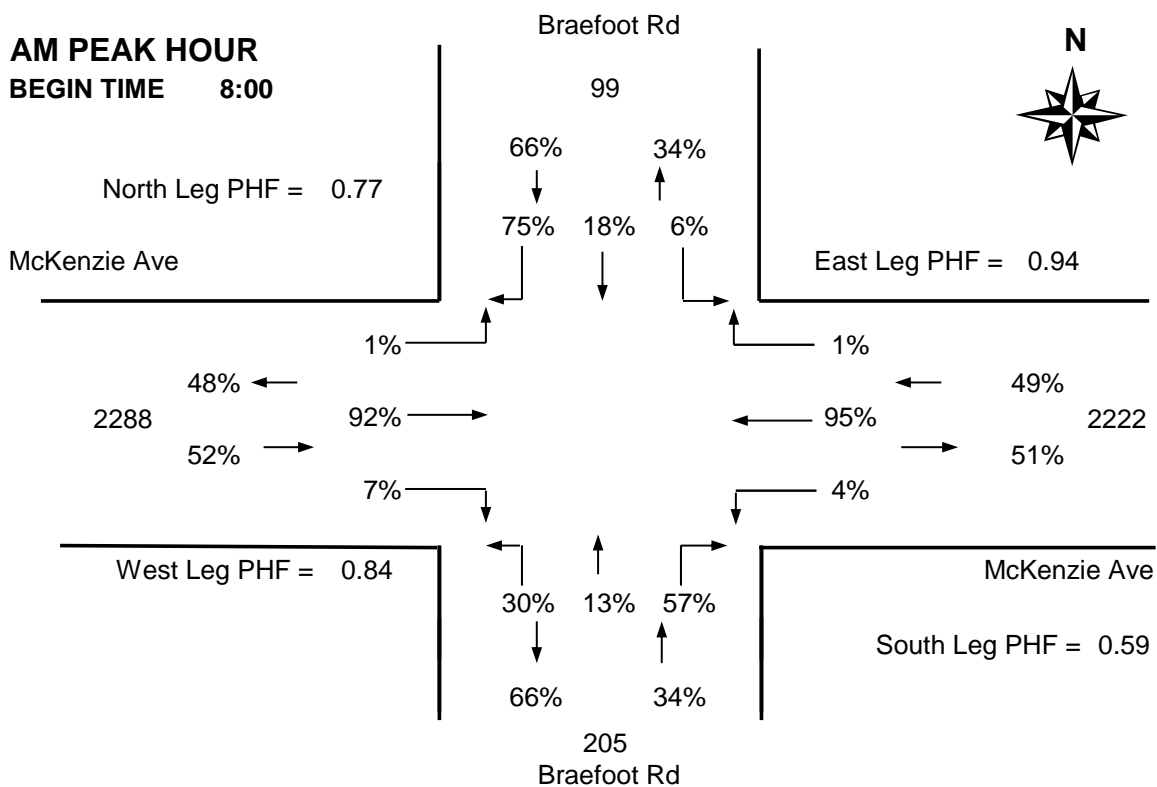


The data presented here is for information purposes only and should not be considered authoritative for construction, geotechnical, engineering, navigational, legal, or other site-specific uses. The information shared is owned by the Transportation Division of the Engineering Department at the District of Saanich. Accuracy is not guaranteed.

DISTRICT OF SAANICH 2017 TRAFFIC COUNTS

Major Route: McKenzie Avenue
Minor Route: Braefoot Road
Date: Wednesday, October 18, 2017
Filename: McKenzie@Braefoot-Oct18-2017.xls

Station #: TIN000631
Intersection Type: 4-leg
East/West Route: McKenzie Avenue
Weather: Rain and wet



DISTRICT OF SAANICH 2017 TRAFFIC COUNTS

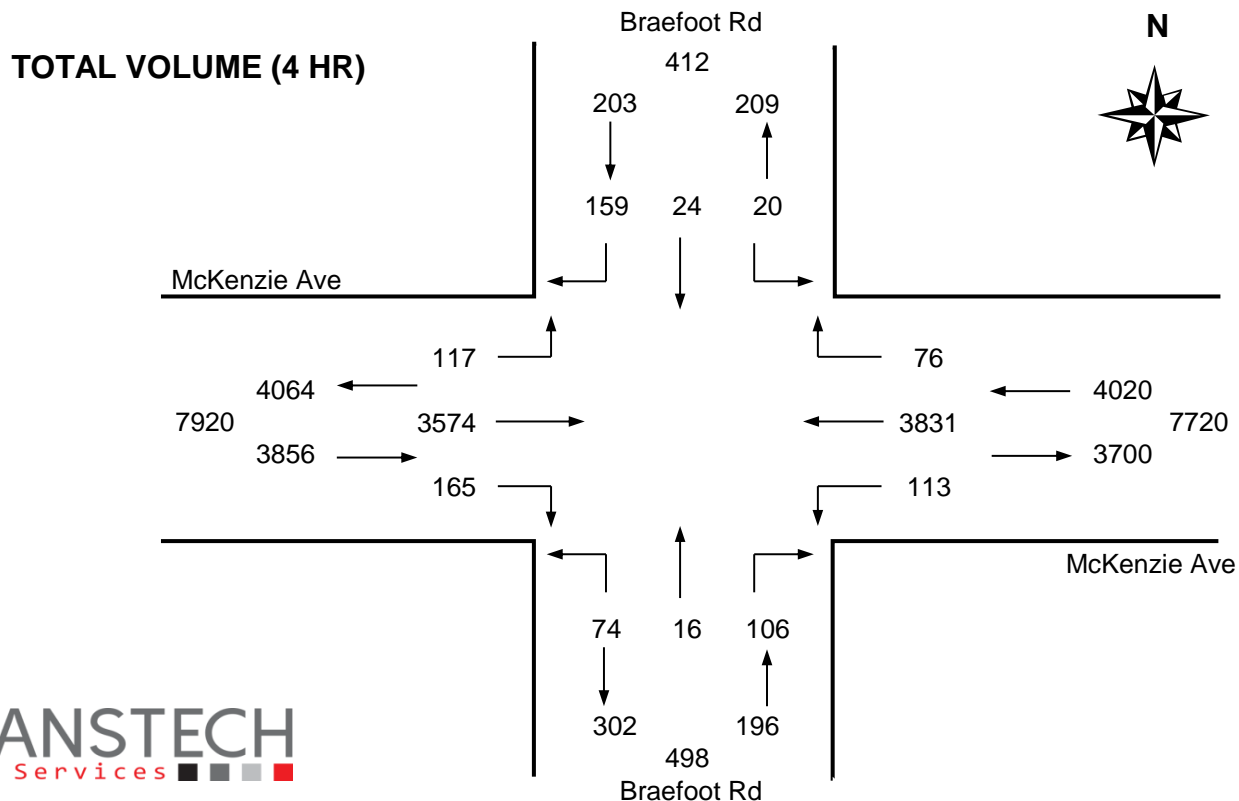
Major Route: McKenzie Avenue
Minor Route: Braefoot Road
Date: Wednesday, October 18, 2017
Filename: McKenzie@Braefoot-Oct18-2017.xls

Station #: TIN000631
Intersection Type: 4-leg
East/West Route: McKenzie Avenue
Weather: Rain and wet

Comments:

Vehicle Data

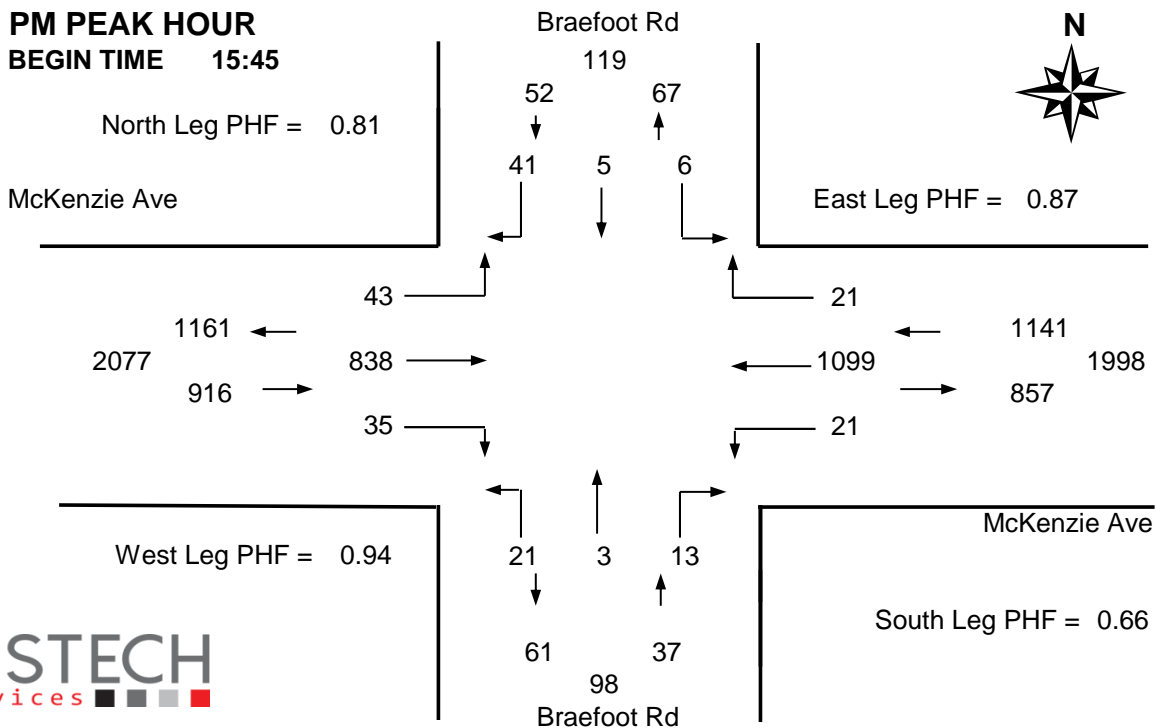
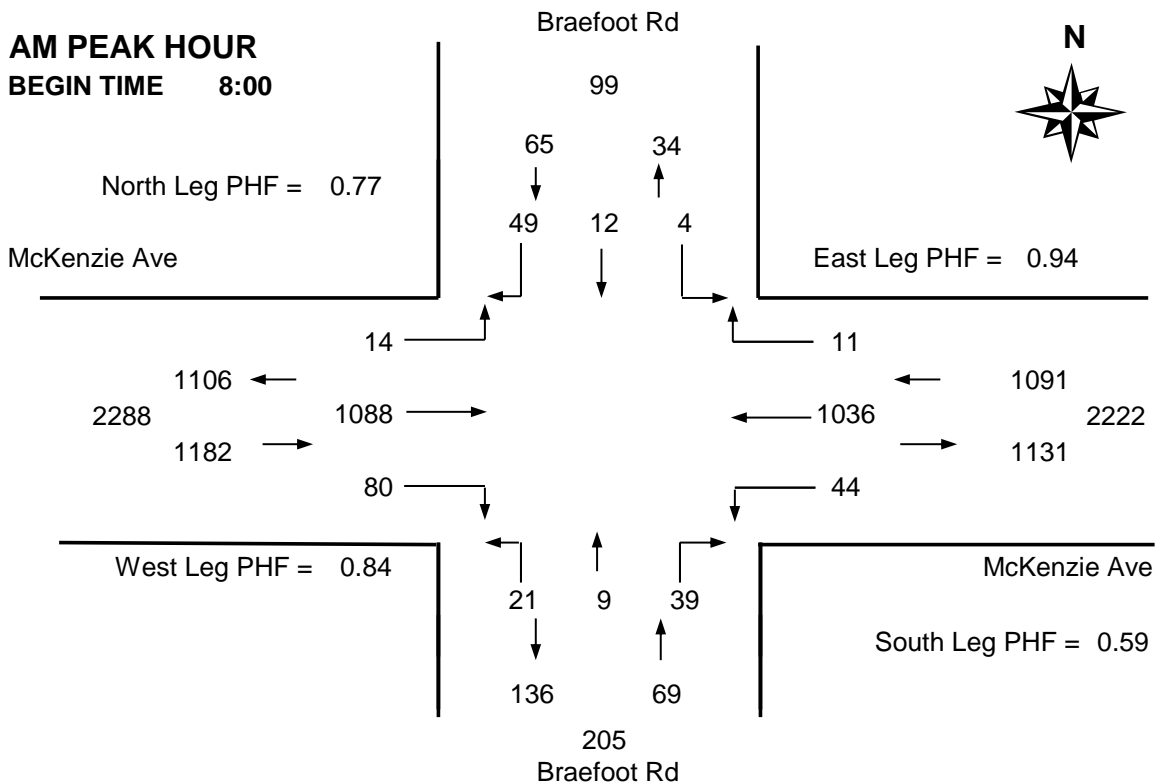
Time Period Starting	Braefoot Rd			Braefoot Rd			McKenzie Ave			McKenzie Ave			15 Min Total	Hourly Total	Pedestrians			
	From North			From South			From West			From East					N	S	W	E
	Left	Thru	Right	Left	Thru	Right	Left	Thru	Right	Left	Thru	Right						
7:30	0	1	9	1	0	8	3	179	2	3	190	5	401	-	0	0	4	0
7:45	2	2	14	6	1	9	1	250	8	9	219	4	525	-	1	5	5	2
8:00	2	0	12	4	0	5	3	275	8	4	265	6	584 *	-	0	3	5	0
8:15	0	0	15	5	3	7	7	325	21	3	278	1	665 +	2175	0	4	4	0
8:30	1	10	10	4	2	10	0	245	38	26	262	3	611 *	2385	1	4	4	0
8:45	1	2	12	8	4	17	4	243	13	11	231	1	547 *	2407	1	1	2	0
9:00	2	1	8	4	2	9	5	236	3	7	189	4	470	2293	1	2	4	0
9:15	2	0	7	3	0	3	3	240	1	3	179	2	443	2071	0	1	1	0
Total	10	16	87	35	12	68	26	1993	94	66	1813	26	4246	-	4	20	29	2
Pk Hr	4	12	49	21	9	39	14	1088	80	44	1036	11	2407 *	-	2	12	15	0
Pk Hr Factor	0.50	0.30	0.82	0.66	0.56	0.57	0.50	0.84	0.53	0.42	0.93	0.46	0.90	* = Peak hour + = Peak 15 minutes				
	0.77			0.59			0.84			0.94								
15:30	1	0	7	2	0	5	12	171	6	5	233	6	448	-	1	2	0	0
15:45	1	0	12	8	1	5	14	215	14	7	309	12	598 +	-	0	4	4	0
16:00	2	1	13	8	1	3	14	203	3	7	258	3	516 *	-	0	1	0	0
16:15	0	1	9	1	0	3	3	206	6	1	265	0	495 *	2057	0	2	1	0
16:30	3	3	7	4	1	2	12	214	12	6	267	6	537 *	2146	3	0	0	0
16:45	1	0	9	8	1	5	14	182	13	9	275	9	526	2074	2	0	6	0
17:00	2	1	4	4	0	9	10	215	10	8	229	8	500	2058	1	2	2	0
17:15	0	2	11	4	0	6	12	175	7	4	182	6	409	1972	0	0	0	0
Total	10	8	72	39	4	38	91	1581	71	47	2018	50	4029	-	7	11	13	0
Pk Hr	6	5	41	21	3	13	43	838	35	21	1099	21	2146 *	-	3	7	5	0
Pk Hr Factor	0.50	0.42	0.79	0.66	0.75	0.65	0.77	0.97	0.63	0.75	0.89	0.44	0.90					
	0.81			0.66			0.94			0.87								



DISTRICT OF SAANICH 2017 TRAFFIC COUNTS

Major Route: McKenzie Avenue
Minor Route: Braefoot Road
Date: Wednesday, October 18, 2017
Filename: McKenzie@Braefoot-Oct18-2017.xls

Station #: TIN000631
Intersection Type: 4-leg
East/West Route: McKenzie Avenue
Weather: Rain and wet



DISTRICT OF SAANICH 2017 TRAFFIC COUNTS

Major Route: McKenzie Avenue
Minor Route: Braefoot Road
Date: Wednesday, October 18, 2017
Filename: McKenzie@Braefoot-Oct18-2017.xls

Station #: TIN000631
Intersection Type: 4-leg
East/West Route: McKenzie Avenue
Weather: Rain and wet

Comments:

Bicycle Data

Time Period Starting	Braefoot Rd			Braefoot Rd			McKenzie Ave			McKenzie Ave			15 Min Total	Hourly Total
	From North			From South			From West			From East				
	Left	Thru	Right	Left	Thru	Right	Left	Thru	Right	Left	Thru	Right		
7:30	0	0	0	0	4	0	0	5	0	0	15	0	24 +	-
7:45	0	1	0	0	0	0	0	12	0	0	4	0	17 *	-
8:00	0	0	0	1	0	0	0	10	0	0	4	0	15 *	-
8:15	0	0	0	0	1	0	0	6	0	0	6	0	13 *	69
8:30	0	0	0	0	0	0	0	5	0	0	0	0	5	50
8:45	0	0	0	0	0	0	0	5	0	0	3	0	8	41
9:00	0	0	0	0	0	0	0	2	0	0	2	0	4	30
9:15	0	0	0	0	0	0	0	5	0	0	3	0	8	25
Total	0	1	0	1	5	0	0	50	0	0	37	0	94	-
Pk Hr	0	1	0	1	5	0	0	33	0	0	29	0	69 *	-
15x4	0	4	0	4	16	0	0	48	0	0	60	0	96 +	-

15:30	0	0	0	0	0	0	0	1	0	0	6	0	7	-
15:45	1	0	0	0	0	0	0	1	0	0	3	0	5	-
16:00	0	0	1	0	0	0	0	4	0	0	5	0	10 *	-
16:15	0	0	0	0	0	0	1	1	0	0	2	0	4 *	26
16:30	0	0	0	0	0	0	1	4	0	0	6	0	11 +	30
16:45	0	0	1	0	0	0	0	2	0	0	3	0	6 *	31
17:00	0	0	0	0	0	0	0	1	0	0	2	0	3	24
17:15	0	0	0	0	0	0	0	5	0	0	4	0	9	29
Total	1	0	2	0	0	0	2	19	0	0	31	0	55	-
Pk Hr	0	0	2	0	0	0	2	11	0	0	16	0	31 *	-
15x4	0	0	4	0	0	0	4	16	0	0	24	0	44 +	-

4 Hr	1	1	2	1	5	0	2	69	0	0	68	0	149	298
-------------	----------	----------	----------	----------	----------	----------	----------	-----------	----------	----------	-----------	----------	------------	------------

PEAK HOUR SUMMARY

