

# Marigold Road @ Daffodil Avenue

Wednesday, October 18, 2017

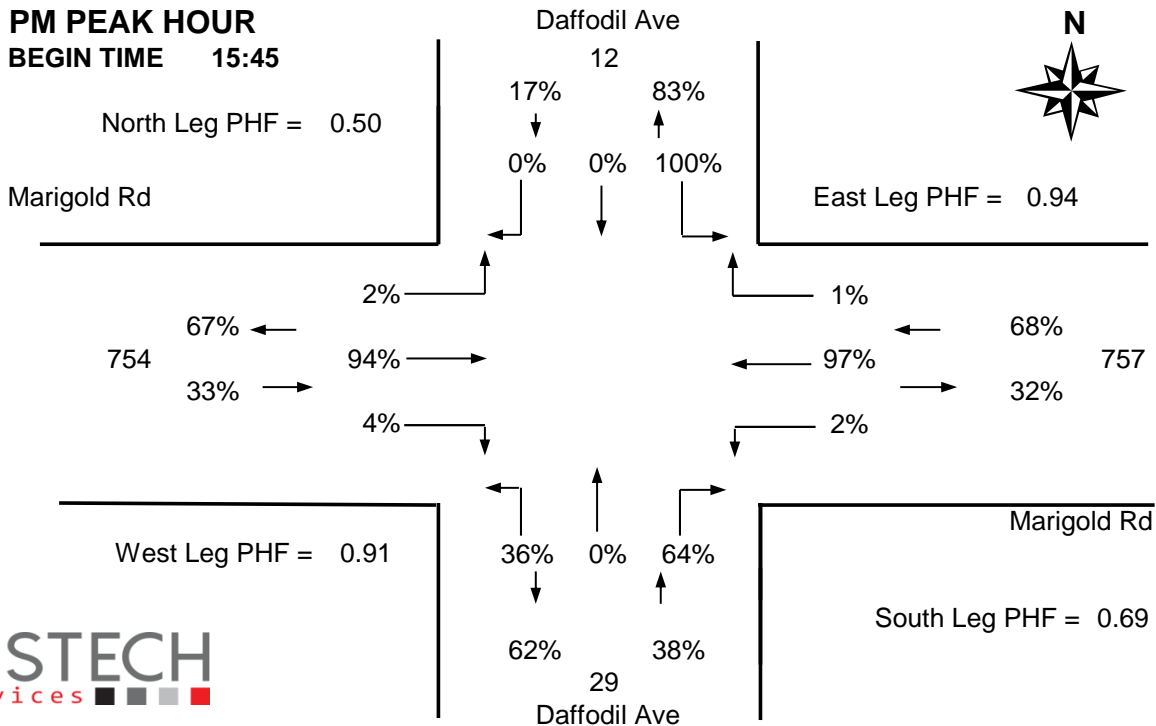
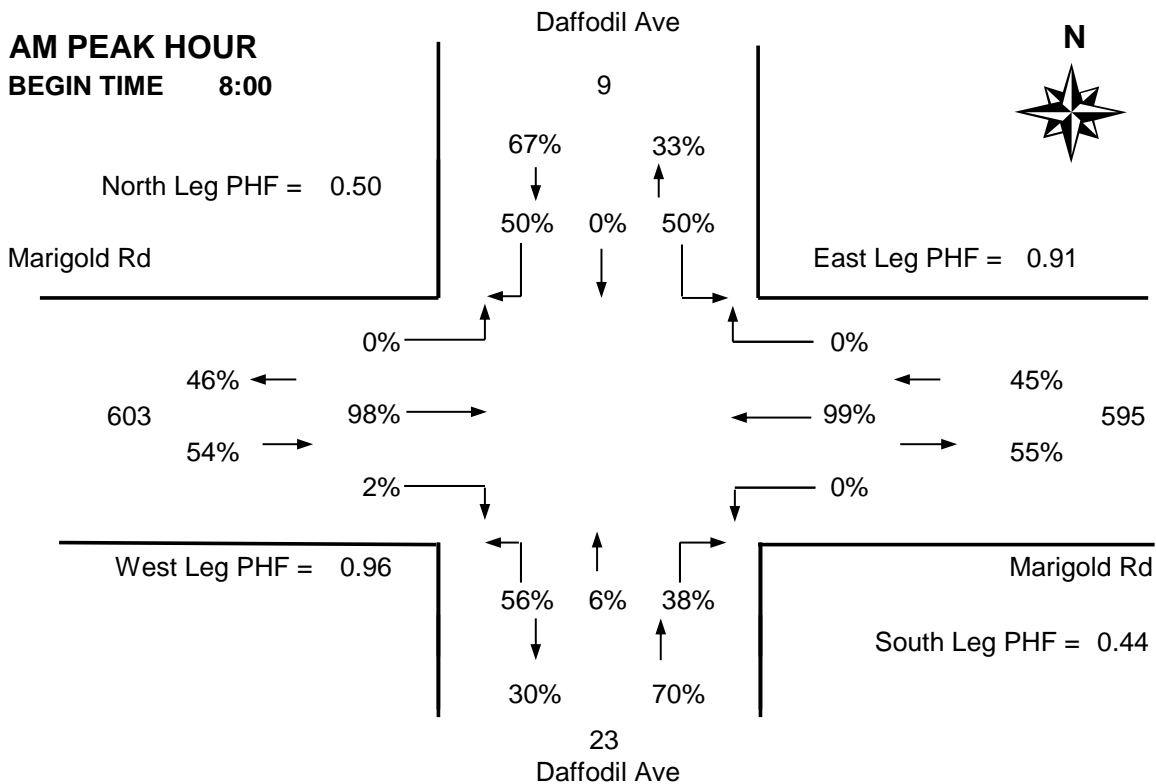


The data presented here is for information purposes only and should not be considered authoritative for construction, geotechnical, engineering, navigational, legal, or other site-specific uses. The information shared is owned by the Transportation Division of the Engineering Department at the District of Saanich. Accuracy is not guaranteed.

# DISTRICT OF SAANICH 2017 TRAFFIC COUNTS

**Major Route:** Marigold Road  
**Minor Route:** Daffodil Avenue  
**Date:** Wednesday, October 18, 2017  
**Filename:** Marigold@Daffodil-Oct18-2017.xls

**Station #:** TIN001312  
**Intersection Type:** 4-leg  
**East/West Route:** Marigold Road  
**Weather:** Rain and wet



# DISTRICT OF SAANICH 2017 TRAFFIC COUNTS

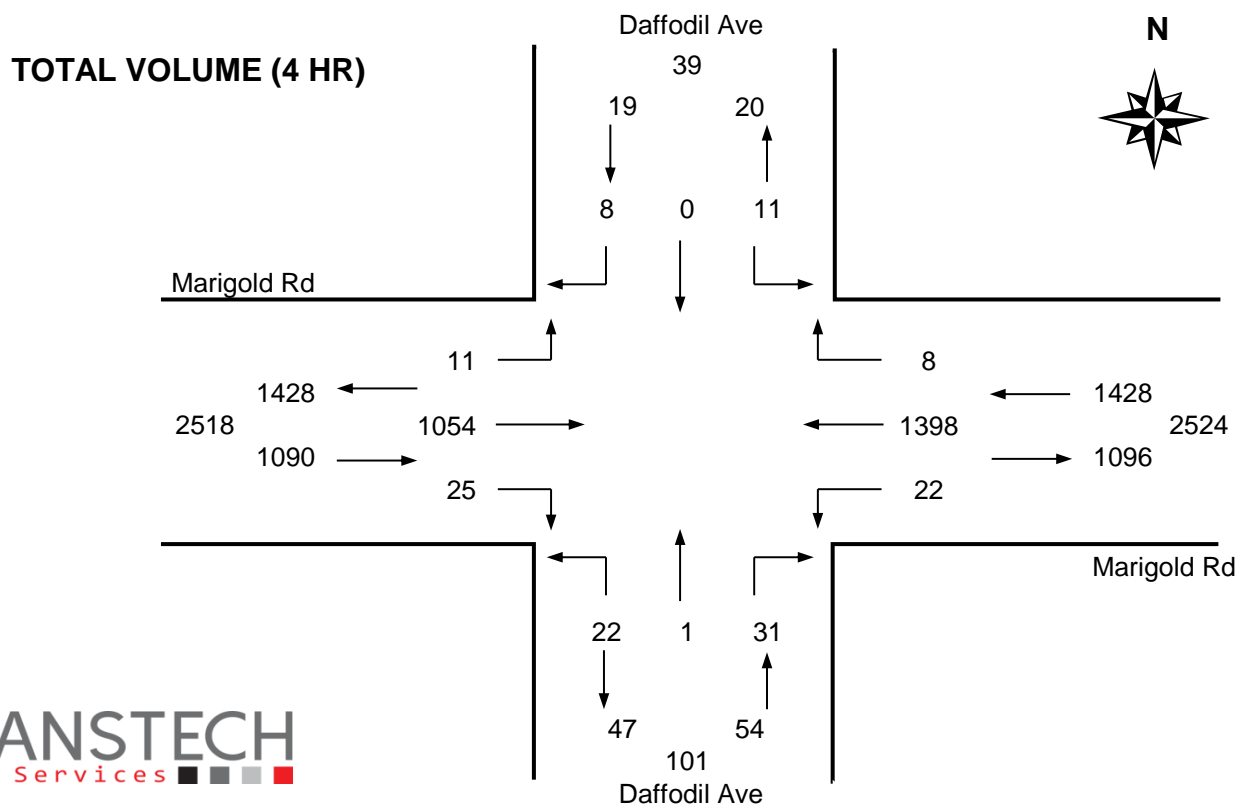
**Major Route:** Marigold Road  
**Minor Route:** Daffodil Avenue  
**Date:** Wednesday, October 18, 2017  
**Filename:** Marigold@Daffodil-Oct18-2017.xls

**Station #:** TIN001312  
**Intersection Type:** 4-leg  
**East/West Route:** Marigold Road  
**Weather:** Rain and wet

**Comments:**

### Vehicle Data

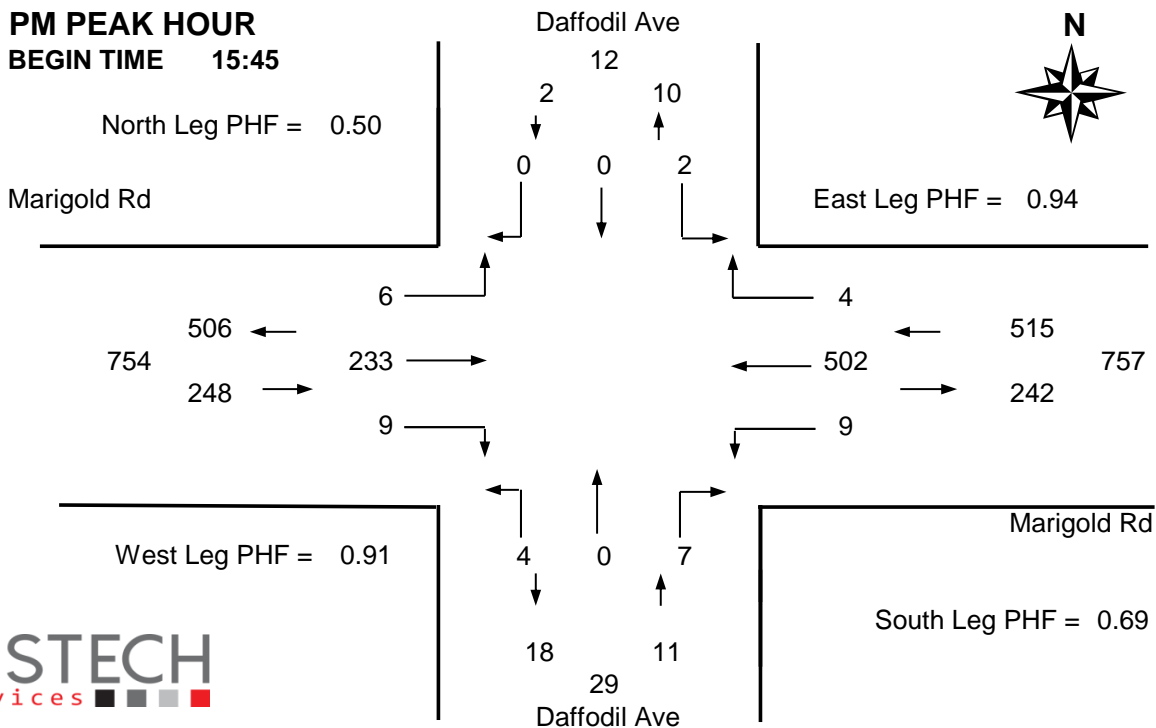
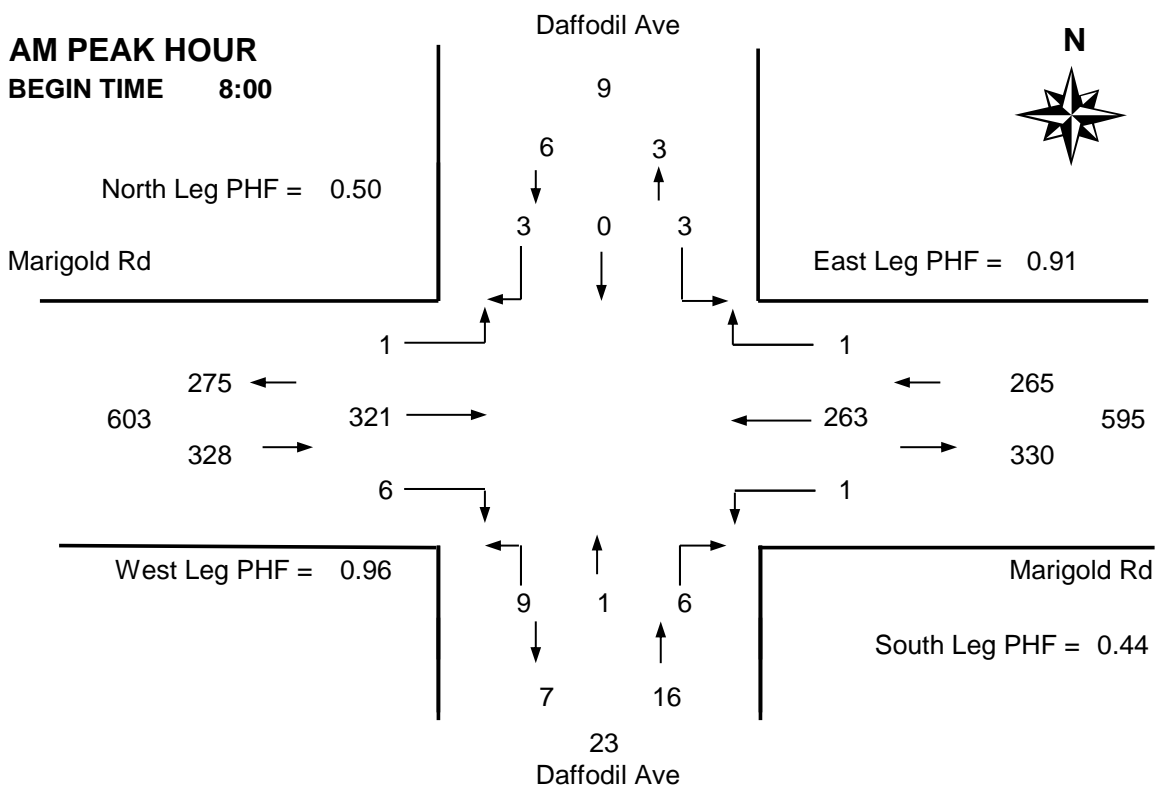
Time Period Starting	Daffodil Ave			Daffodil Ave			Marigold Rd			Marigold Rd			15 Min Total	Hourly Total	Pedestrians			
	From North			From South			From West			From East					N	S	W	E
	Left	Thru	Right	Left	Thru	Right	Left	Thru	Right	Left	Thru	Right						
7:30	1	0	0	4	0	2	0	70	0	0	40	0	117	-	0	2	0	0
7:45	2	0	1	3	0	2	1	91	1	0	48	0	149	-	0	7	0	0
8:00	0	0	1	5	0	4	0	77	2	0	62	0	151 *	-	1	18	0	0
8:15	0	0	0	2	0	1	0	82	1	0	73	0	159 +	576	2	11	0	0
8:30	2	0	1	0	1	1	1	82	2	1	61	1	153 *	612	0	1	2	0
8:45	1	0	1	2	0	0	0	80	1	0	67	0	152 *	615	0	1	0	0
9:00	1	0	1	1	0	0	0	58	0	0	39	0	100	564	0	2	1	0
9:15	1	0	0	0	0	1	0	40	0	1	41	0	84	489	0	0	0	0
<b>Total</b>	<b>8</b>	<b>0</b>	<b>5</b>	<b>17</b>	<b>1</b>	<b>11</b>	<b>2</b>	<b>580</b>	<b>7</b>	<b>2</b>	<b>431</b>	<b>1</b>	<b>1065</b>	-	<b>3</b>	<b>42</b>	<b>3</b>	<b>0</b>
<b>Pk Hr</b>	<b>3</b>	<b>0</b>	<b>3</b>	<b>9</b>	<b>1</b>	<b>6</b>	<b>1</b>	<b>321</b>	<b>6</b>	<b>1</b>	<b>263</b>	<b>1</b>	<b>615 *</b>	-	<b>3</b>	<b>31</b>	<b>2</b>	<b>0</b>
<b>Pk Hr Factor</b>	0.38	n/a	0.75	0.45	0.25	0.38	0.25	0.98	0.75	0.25	0.90	0.25	0.97	* = Peak hour + = Peak 15 minutes				
	<b>0.50</b>			<b>0.44</b>			<b>0.96</b>			<b>0.91</b>								
15:30	0	0	1	0	0	3	1	47	3	3	117	1	176	-	0	1	0	1
15:45	0	0	0	1	0	3	3	52	2	2	128	2	193 *	-	0	3	0	2
16:00	1	0	0	0	0	2	0	58	4	4	132	1	202 +	-	1	3	0	0
16:15	0	0	0	1	0	0	1	66	1	2	124	0	195 *	766	0	2	1	0
16:30	1	0	0	2	0	2	2	57	2	1	118	1	186 *	776	0	0	0	0
16:45	0	0	1	0	0	2	0	66	0	2	120	0	191	774	0	3	1	0
17:00	0	0	0	0	0	5	2	59	4	4	122	1	197	769	0	0	0	0
17:15	1	0	1	1	0	3	0	69	2	2	106	1	186	760	0	0	0	1
<b>Total</b>	<b>3</b>	<b>0</b>	<b>3</b>	<b>5</b>	<b>0</b>	<b>20</b>	<b>9</b>	<b>474</b>	<b>18</b>	<b>20</b>	<b>967</b>	<b>7</b>	<b>1526</b>	-	<b>1</b>	<b>12</b>	<b>2</b>	<b>4</b>
<b>Pk Hr</b>	<b>2</b>	<b>0</b>	<b>0</b>	<b>4</b>	<b>0</b>	<b>7</b>	<b>6</b>	<b>233</b>	<b>9</b>	<b>9</b>	<b>502</b>	<b>4</b>	<b>776 *</b>	-	<b>1</b>	<b>8</b>	<b>1</b>	<b>2</b>
<b>Pk Hr Factor</b>	0.50	n/a	n/a	0.50	n/a	0.58	0.50	0.88	0.56	0.56	0.95	0.50	0.96					
	<b>0.50</b>			<b>0.69</b>			<b>0.91</b>			<b>0.94</b>								



# DISTRICT OF SAANICH 2017 TRAFFIC COUNTS

**Major Route:** Marigold Road  
**Minor Route:** Daffodil Avenue  
**Date:** Wednesday, October 18, 2017  
**Filename:** Marigold@Daffodil-Oct18-2017.xls

**Station #:** TIN001312  
**Intersection Type:** 4-leg  
**East/West Route:** Marigold Road  
**Weather:** Rain and wet



# DISTRICT OF SAANICH 2017 TRAFFIC COUNTS

**Major Route:** Marigold Road  
**Minor Route:** Daffodil Avenue  
**Date:** Wednesday, October 18, 2017  
**Filename:** Marigold@Daffodil-Oct18-2017.xls

**Station #:** TIN001312  
**Intersection Type:** 4-leg  
**East/West Route:** Marigold Road  
**Weather:** Rain and wet

**Comments:**

### Bicycle Data

Time Period Starting	Daffodil Ave			Daffodil Ave			Marigold Rd			Marigold Rd			15 Min Total	Hourly Total	
	From North			From South			From West			From East					
	Left	Thru	Right	Left	Thru	Right	Left	Thru	Right	Left	Thru	Right			
7:30	0	0	1	0	0	0	0	1	0	0	0	0	2	*	-
7:45	0	0	0	0	0	0	0	0	0	0	3	0	3	+	-
8:00	0	0	0	0	0	0	0	0	0	0	0	0	0	*	-
8:15	0	0	0	0	0	0	0	0	0	0	2	0	2	*	7
8:30	0	0	0	0	0	0	0	0	0	0	2	0	2		7
8:45	0	0	0	0	0	0	0	0	0	0	0	0	0		4
9:00	0	0	0	0	1	0	0	1	0	0	0	0	2		6
9:15	0	1	0	0	0	0	0	1	0	0	0	0	2		6
<b>Total</b>	<b>0</b>	<b>1</b>	<b>1</b>	<b>0</b>	<b>1</b>	<b>0</b>	<b>0</b>	<b>3</b>	<b>0</b>	<b>0</b>	<b>7</b>	<b>0</b>	<b>13</b>		<b>-</b>
<b>Pk Hr</b>	<b>0</b>	<b>0</b>	<b>1</b>	<b>0</b>	<b>0</b>	<b>0</b>	<b>0</b>	<b>1</b>	<b>0</b>	<b>0</b>	<b>5</b>	<b>0</b>	<b>7</b>	*	<b>-</b>
<b>15x4</b>	<b>0</b>	<b>0</b>	<b>4</b>	<b>0</b>	<b>0</b>	<b>0</b>	<b>0</b>	<b>4</b>	<b>0</b>	<b>0</b>	<b>12</b>	<b>0</b>	<b>12</b>	+	<b>-</b>

15:30	0	0	0	0	0	0	0	0	0	0	0	0	0		-
15:45	0	0	0	0	0	0	0	1	0	0	0	0	1	*	-
16:00	0	0	0	0	0	0	0	0	0	0	0	0	0	*	-
16:15	0	0	0	0	0	0	0	2	1	0	0	0	3	+	4
16:30	0	0	0	0	0	0	0	0	0	0	0	1	1	*	5
16:45	0	0	0	0	0	0	0	0	0	0	0	0	0		4
17:00	0	0	0	0	0	0	1	0	0	0	0	0	1		5
17:15	0	0	0	0	0	0	0	2	0	0	0	0	2		4
<b>Total</b>	<b>0</b>	<b>0</b>	<b>0</b>	<b>0</b>	<b>0</b>	<b>0</b>	<b>1</b>	<b>5</b>	<b>1</b>	<b>0</b>	<b>0</b>	<b>1</b>	<b>8</b>		<b>-</b>
<b>Pk Hr</b>	<b>0</b>	<b>0</b>	<b>0</b>	<b>0</b>	<b>0</b>	<b>0</b>	<b>0</b>	<b>3</b>	<b>1</b>	<b>0</b>	<b>0</b>	<b>1</b>	<b>5</b>	*	<b>-</b>
<b>15x4</b>	<b>0</b>	<b>0</b>	<b>0</b>	<b>0</b>	<b>0</b>	<b>0</b>	<b>0</b>	<b>8</b>	<b>4</b>	<b>0</b>	<b>0</b>	<b>4</b>	<b>12</b>	+	<b>-</b>

<b>4 Hr</b>	<b>0</b>	<b>1</b>	<b>1</b>	<b>0</b>	<b>1</b>	<b>0</b>	<b>1</b>	<b>8</b>	<b>1</b>	<b>0</b>	<b>7</b>	<b>1</b>	<b>21</b>		<b>42</b>
-------------	----------	----------	----------	----------	----------	----------	----------	----------	----------	----------	----------	----------	-----------	--	-----------

### PEAK HOUR SUMMARY

