

Mann Avenue @ Vanalman Avenue

Tuesday, April 02, 2019



The data presented here is for information purposes only and should not be considered authoritative for construction, geotechnical, engineering, navigational, legal, or other site-specific uses. The information shared is owned by the Transportation Division of the Engineering Department at the District of Saanich. Accuracy is not guaranteed.

Major Route: Mann Avenue
Minor Route: Vanalman Avenue
Municipality: Saanich
Filename: Mann Ave @ Vanalman Ave-Apr 2, 2019.xlsx
Location #: TIN001274
Count ID: 2019018
Date: April 2, 2019
Day-of-week: Tuesday

East/West Route: Mann Avenue
Intersection Type: 3-leg south approach
Signalized?: No
Weather: Overcast and dry

Vehicle Classifications: Vehicles and Peds
 Bikes

This data is for Vehicles and Peds

Shift	Start	End	Duration
AM	7:30	9:30	2.00
MD			
PM	15:30	18:30	3.00
Total	7:30	18:30	5.00

Notes: 24-hour clock used for reporting (15-minute increments)
 North Approach - southbound vehicles approaching intersection from the north
 15x4 - 15 min volume (from maximum 15 minute period of movement/approach in peak hour period [*]) x 4
 Pedestrians - N indicates pedestrians crossing north approach (east/west)

Comments:

Survey Data
Vehicles and Peds

Mann Avenue @ Vanalman Avenue
Tuesday, April 2, 2019

Time Period Begins	Vanalman Ave NORTH Approach				Vanalman Ave SOUTH Approach				Mann Ave WEST Approach				Mann Ave EAST Approach				Total Volume		Ped	Crosswalks			
	Left	Thru	Right	Total	Left	Thru	Right	Total	Left	Thru	Right	Total	Left	Thru	Right	Total	15-min	Hour		N	S	W	E
7:30					8		0	8		83	12	95	6	36		42	145				1	0	0
7:45					9		2	11		61	18	79	2	36		38	128				1	0	0
8:00					11		5	16		82	29	111	1	44		45	172		+		3	0	0
8:15					17		1	18		54	15	69	1	43		44	131	576	*		1	0	0
8:30					13		0	13		61	16	77	3	42		45	135	566	*		5	0	0
8:45					16		2	18		73	18	91	2	34		36	145	583	*		2	0	0
9:00					15		5	20		42	10	52	6	37		43	115	526			3	0	0
9:15					9		5	14		54	10	64	2	24		26	104	499			3	0	0
n/a																							
n/a																							
n/a																							
n/a																							
n/a																							
n/a																							
n/a																							
n/a																							
n/a																							
n/a																							
n/a																							
n/a																							
n/a																							
n/a																							
n/a																							
Total					98		20	118		510	128	638	23	296		319	1075				19	0	0

n/a																							
n/a																							
n/a																							
n/a																							
n/a																							
n/a																							
n/a																							
n/a																							
n/a																							
n/a																							
n/a																							
n/a																							
n/a																							
n/a																							
n/a																							
n/a																							
n/a																							
n/a																							
Total																							

15:30					18		6	24		40	9	49	4	40		44	117				0	0	0	
15:45					10		3	13		38	11	49	7	52		59	121				3	0	0	
16:00					22		3	25		32	14	46	11	46		57	128				3	0	0	
16:15					9		0	9		26	17	43	9	51		60	112	478				2	0	0
16:30					12		1	13		48	10	58	7	48		55	126	487				4	0	0
16:45					14		3	17		43	16	59	10	57		67	143	509	+			7	0	0
17:00					15		3	18		38	13	51	12	57		69	138	519	*			0	1	0
17:15					21		1	22		36	21	57	8	49		57	136	543	*			4	0	0
17:30					18		3	21		38	15	53	7	57		64	138	555	*			1	0	0
17:45					10		5	15		41	20	61	12	37		49	125	537				5	0	1
18:00					12		5	17		28	11	39	8	47		55	111	510				0	0	0
18:15					17		3	20		24	8	32	12	38		50	102	476				5	0	0
n/a																								
n/a																								
n/a																								
n/a																								
n/a																								
n/a																								
n/a																								
n/a																								
n/a																								
n/a																								
n/a																								
Total					178		36	214		432	165	597	107	579		686	1497				34	1	1	

Entire Survey Period

5 Hours

	Vanalman Ave				Mann Ave				Mann Ave				Total Volume	Crosswalks							
	NORTH Approach				SOUTH Approach				WEST Approach					EAST Approach				N	S	W	E
	Left	Thru	Right	Total	Left	Thru	Right	Total	Left	Thru	Right	Total		Left	Thru	Right	Total				
Total					276		56	332		942	293	1235	130	875		1005	2572		53	1	1
Avg Hr					55		11	66		188	59	247	26	175		201	514		11	0	0

AM Peak Period

2 Hours

	Vanalman Ave				Mann Ave				Mann Ave				Total Volume	Crosswalks							
	NORTH Approach				SOUTH Approach				WEST Approach					EAST Approach				N	S	W	E
	Left	Thru	Right	Total	Left	Thru	Right	Total	Left	Thru	Right	Total		Left	Thru	Right	Total				
Totals					98		20	118		510	128	638	23	296		319	1075		19	0	0
Period					98		20	118		510	128	638	23	296		319	1075		19	0	0
Avg Hr					49		10	59		255	64	319	12	148		160	538		10	0	0

MD Peak Period

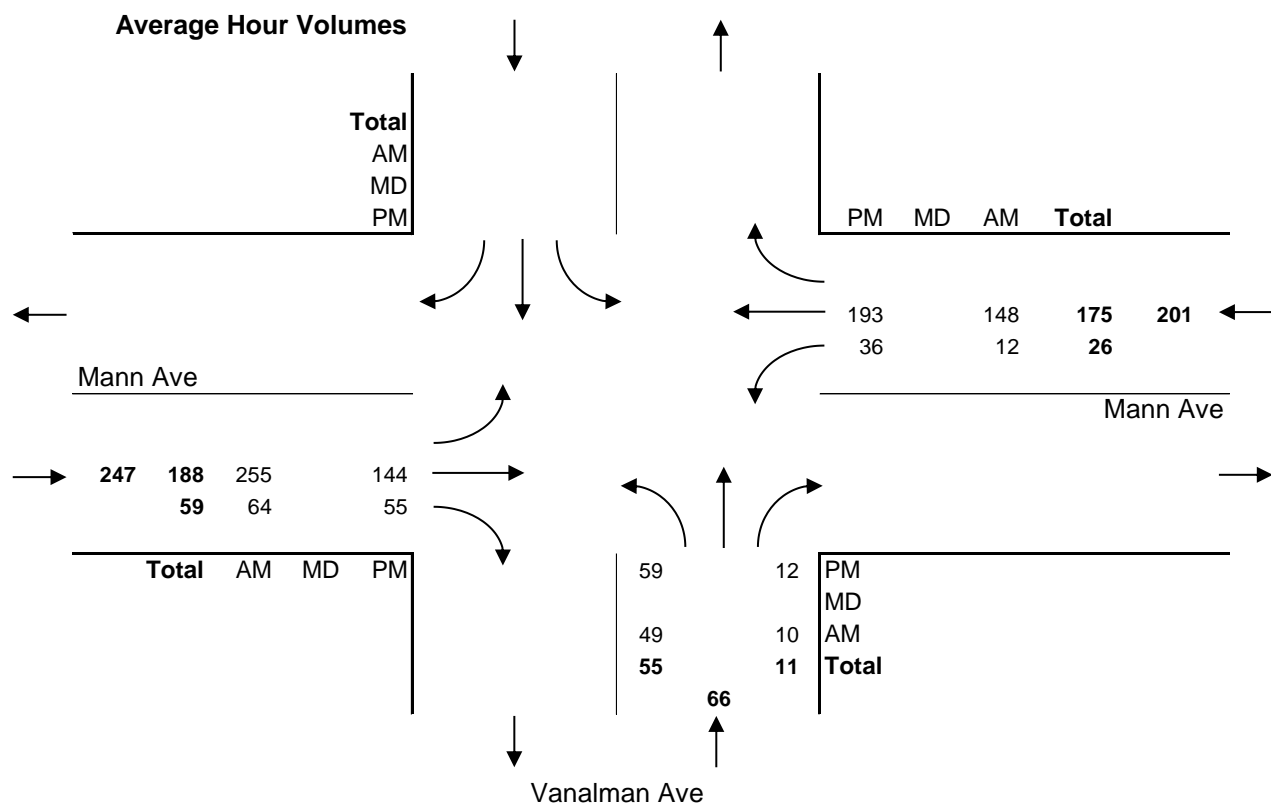
Hours

	Vanalman Ave				Mann Ave				Mann Ave				Total Volume	Crosswalks							
	NORTH Approach				SOUTH Approach				WEST Approach					EAST Approach				N	S	W	E
	Left	Thru	Right	Total	Left	Thru	Right	Total	Left	Thru	Right	Total		Left	Thru	Right	Total				
Totals																					
Total																					
Avg Hr																					

PM Peak Period

3 Hours

	Vanalman Ave				Mann Ave				Mann Ave				Total Volume	Crosswalks							
	NORTH Approach				SOUTH Approach				WEST Approach					EAST Approach				N	S	W	E
	Left	Thru	Right	Total	Left	Thru	Right	Total	Left	Thru	Right	Total		Left	Thru	Right	Total				
Totals					178		36	214		432	165	597	107	579		686	1497		34	1	1
Period					178		36	214		432	165	597	107	579		686	1497		34	1	1
Avg Hr					59		12	71		144	55	199	36	193		229	499		11	0	0



Major Route: Mann Avenue
Minor Route: Vanalman Avenue
Municipality: Saanich
Filename: Mann Ave @ Vanalman Ave-Apr 2, 2019.xlsx
Location #: TIN001274
Count ID: 2019018
Date: April 2, 2019
Day-of-week: Tuesday

East/West Route: Mann Avenue
Intersection Type: 4-leg
Signalized?: No
Weather: Overcast and dry

Vehicle Classifications: Vehicles and Peds
 Bikes

This data is for Bikes

Shift	Start	End	Duration
AM	7:30	9:30	2.00
MD			
PM	15:30	18:30	3.00
Total	7:30	18:30	5.00

Notes: 24-hour clock used for reporting (15-minute increments)
 North Approach - southbound vehicles approaching intersection from the north
 15x4 - 15 min volume (from maximum 15 minute period of movement/approach in peak hour period [*]) x 4
 Pedestrians - N indicates pedestrians crossing north approach (east/west)

Comments:

Survey Data
Bikes

Mann Avenue @ Vanalman Avenue
Tuesday, April 2, 2019

Time Period Begins	NORTH Approach				Vanalman Ave SOUTH Approach				Mann Ave WEST Approach				Mann Ave EAST Approach				Total Volume		Peak Period				
	Left	Thru	Right	Total	Left	Thru	Right	Total	Left	Thru	Right	Total	Left	Thru	Right	Total	15-min	Hour		N	S	W	E
7:30	0	0	0	0	0	0	0	0	0	0	0	0	0	1	0	1	1			0	0	0	0
7:45	0	0	0	0	1	0	0	1	0	0	1	1	0	3	0	3	5		+	0	0	0	0
8:00	0	0	0	0	0	0	0	0	0	0	0	0	0	3	0	3	3		*	0	0	0	0
8:15	0	0	0	0	1	0	0	1	0	1	0	1	0	3	0	3	5	14	*	0	0	0	0
8:30	0	0	0	0	0	0	0	0	0	1	0	1	0	1	0	1	2	15	*	0	0	0	0
8:45	0	0	0	0	2	0	0	2	0	0	0	0	0	0	0	0	2	12		0	0	0	0
9:00	0	0	0	0	0	0	0	0	0	0	0	0	0	0	0	0	9		0	0	0	0	
9:15	0	0	0	0	1	0	0	1	0	1	0	1	0	1	0	1	3	7		0	0	0	0
n/a																							
n/a																							
n/a																							
n/a																							
n/a																							
n/a																							
n/a																							
n/a																							
n/a																							
n/a																							
n/a																							
n/a																							
Total	0	0	0	0	5	0	0	5	0	3	1	4	0	12	0	12	21			0	0	0	0

n/a																							
n/a																							
n/a																							
n/a																							
n/a																							
n/a																							
n/a																							
n/a																							
n/a																							
n/a																							
n/a																							
n/a																							
n/a																							
n/a																							
n/a																							
n/a																							
n/a																							
Total																							

15:30	0	0	0	0	2	0	0	2	0	1	2	3	0	2	0	2	7			0	0	0	0
15:45	0	0	0	0	0	0	0	0	0	1	1	2	1	1	0	2	4			0	0	0	0
16:00	0	0	0	0	0	0	0	0	0	1	1	2	0	0	0	0	2			0	0	0	0
16:15	0	0	0	0	0	0	0	0	0	0	2	2	0	0	0	0	2	15		0	0	0	0
16:30	0	0	0	0	2	0	0	2	0	3	2	5	0	0	0	0	7	15	+	0	0	0	0
16:45	0	0	0	0	0	0	0	0	0	1	2	3	0	0	0	0	3	14	*	0	0	0	0
17:00	0	0	0	0	0	0	0	0	0	2	1	3	0	1	0	1	4	16	*	0	0	0	0
17:15	0	0	0	0	2	0	0	2	0	2	2	4	0	0	0	0	6	20	*	0	0	0	0
17:30	0	0	0	0	1	0	0	1	0	1	0	1	0	0	0	0	2	15		0	0	0	0
17:45	0	0	0	0	2	0	0	2	0	2	2	4	0	0	0	0	6	18		0	0	0	0
18:00	0	0	0	0	0	0	0	0	0	0	1	1	1	1	0	1	2	16		0	0	0	0
18:15	0	0	0	0	0	0	0	0	0	1	1	2	0	0	0	0	2	12		0	0	0	0
n/a																							
n/a																							
n/a																							
n/a																							
n/a																							
n/a																							
n/a																							
n/a																							
n/a																							
n/a																							
n/a																							
n/a																							
Total	0	0	0	0	9	0	0	9	0	15	17	32	2	4	0	6	47			0	0	0	0

Time Period Begins	Vanalman Ave				Mann Ave				Mann Ave				Total Volume		Peak Period	Conflict												
	NORTH Approach				SOUTH Approach				WEST Approach				EAST Approach				15-min	Hour	N	S	W	E	15 min	Hr				
n/a																												
n/a																												
n/a																												
n/a																												
n/a																												
n/a																												
n/a																												
n/a																												
n/a																												
n/a																												
n/a																												
n/a																												
n/a																												

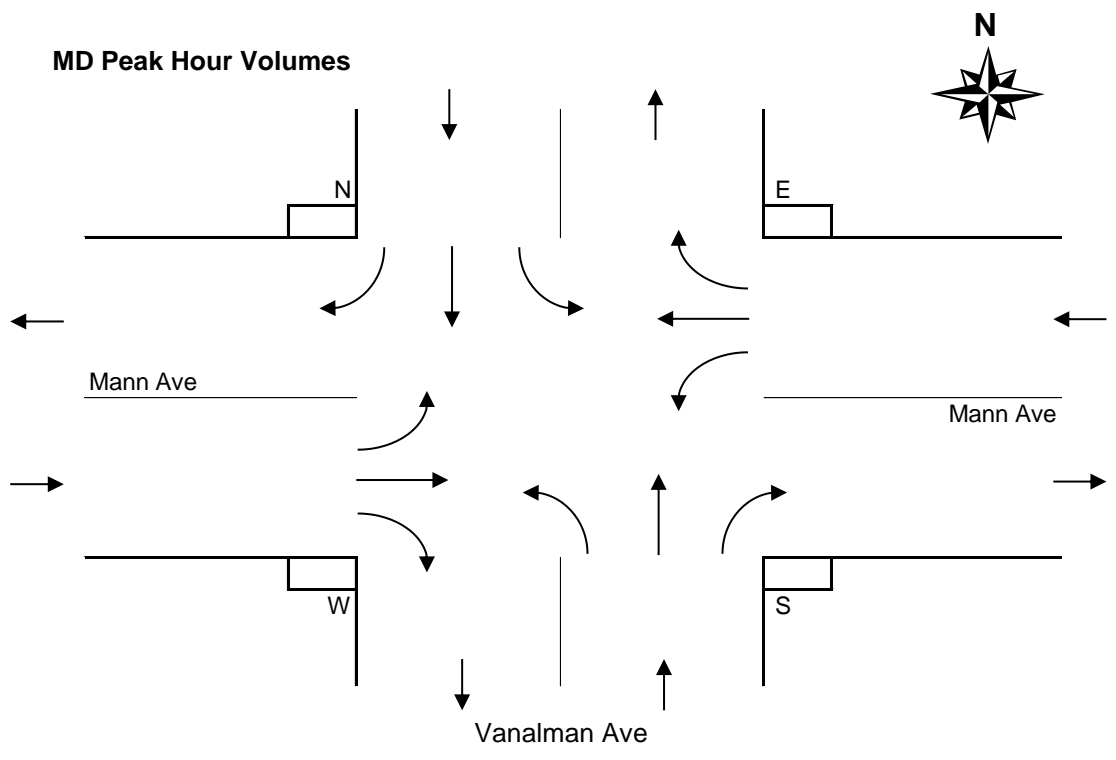
Total																													
Avg Hr																													

Peak hour of the intersection

Pk Hr																													
15x4																													
PHF																													

Peak hour of conflicting volumes for the intersection

Pk Hr																													
15x4																													
PHF																													



Time Period Begins	Vanalman Ave NORTH Approach				Vanalman Ave SOUTH Approach				Mann Ave WEST Approach				Mann Ave EAST Approach				Total Volume		Ped	Conflict				
	Left	Thru	Right	Total	Left	Thru	Right	Total	Left	Thru	Right	Total	Left	Thru	Right	Total	15-min	Hour		N	S	W	E	15 min
15:30	0	0	0	0	2	0	0	2	0	1	2	3	0	2	0	2	7		0	0	0	0	5	
15:45	0	0	0	0	0	0	0	0	0	1	1	2	1	1	0	2	4		0	0	0	0	3	
16:00	0	0	0	0	0	0	0	0	0	1	1	2	0	0	0	0	2		0	0	0	0	2	
16:15	0	0	0	0	0	0	0	0	0	0	2	2	0	0	0	0	2	15	0	0	0	0	2	12
16:30	0	0	0	0	2	0	0	2	0	3	2	5	0	0	0	0	7	15+	0	0	0	0	7	14
16:45	0	0	0	0	0	0	0	0	0	1	2	3	0	0	0	0	3	14*	0	0	0	0	3	14
17:00	0	0	0	0	0	0	0	0	0	2	1	3	0	1	0	1	4	16*	0	0	0	0	3	15
17:15	0	0	0	0	2	0	0	2	0	2	2	4	0	0	0	0	6	20*	0	0	0	0	6	19
17:30	0	0	0	0	1	0	0	1	0	1	0	1	0	0	0	0	2	15	0	0	0	0	2	14
17:45	0	0	0	0	2	0	0	2	0	2	2	4	0	0	0	0	6	18	0	0	0	0	6	17
18:00	0	0	0	0	0	0	0	0	0	0	1	1	1	0	0	1	2	16	0	0	0	0	2	16
18:15	0	0	0	0	0	0	0	0	0	1	1	2	0	0	0	0	2	12	0	0	0	0	2	12
n/a																								
n/a																								
n/a																								
n/a																								
n/a																								
n/a																								
n/a																								
n/a																								
n/a																								
n/a																								
n/a																								
n/a																								

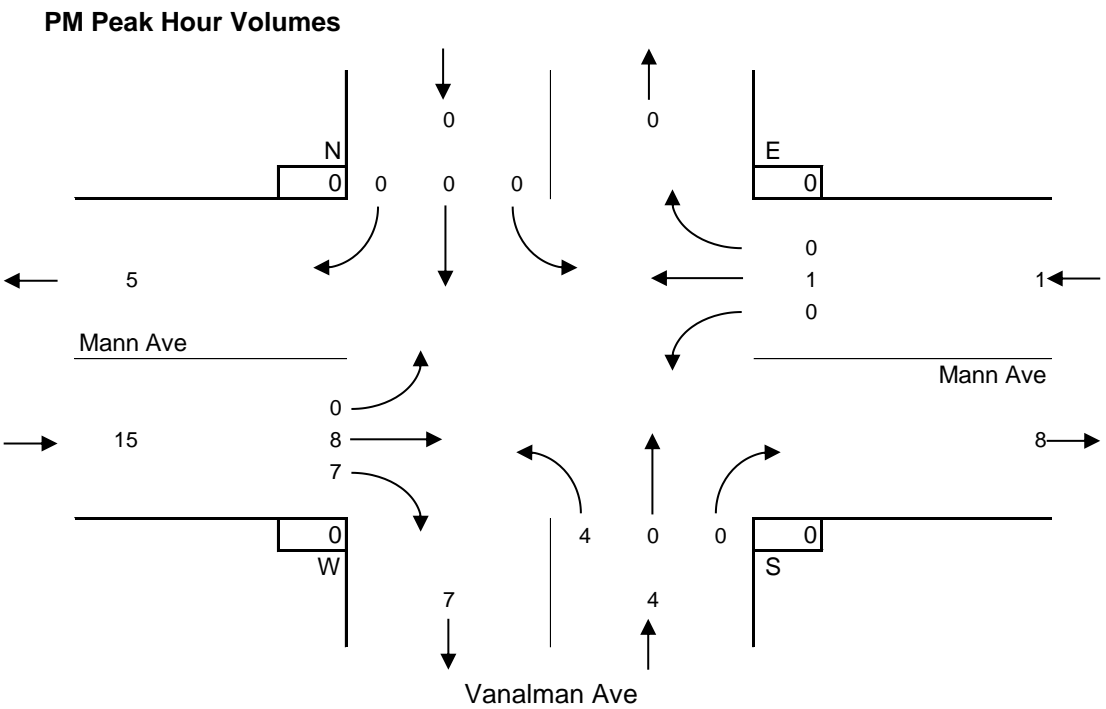
Total	0	0	0	0	9	0	0	9	0	15	17	32	2	4	0	6	47		0	0	0	0		43
Avg Hr	0	0	0	0	3	0	0	3	0	5	6	11	1	1	0	2	16		0	0	0	0		

Peak hour of the intersection

Pk Hr	0	0	0	0	4	0	0	4	0	8	7	15	0	1	0	1	20*		0	0	0	0		19
15x4	0	0	0	0	8	0	0	8	0	12	8	20	0	4	0	4	28*		0	0	0	0		28
PHF	n/a	n/a	n/a	n/a	0.50	n/a	n/a	0.50	n/a	0.67	0.88	0.75	n/a	0.25	n/a	0.25	0.71		n/a	n/a	n/a	n/a		0.68

Peak hour of conflicting volumes for the intersection

Pk Hr	0	0	0	0	4	0	0	4	0	8	7	15	0	1	0	1	20*		0	0	0	0		19
15x4	0	0	0	0	8	0	0	8	0	12	8	20	0	4	0	4	28*		0	0	0	0		28
PHF	n/a	n/a	n/a	n/a	0.50	n/a	n/a	0.50	n/a	0.67	0.88	0.75	n/a	0.25	n/a	0.25	0.71		n/a	n/a	n/a	n/a		0.68



Entire Survey Period

5 Hours

	Vanalman Ave				Mann Ave				Mann Ave				Total Volume								
	NORTH Approach				SOUTH Approach				WEST Approach					EAST Approach							
	Left	Thru	Right	Total	Left	Thru	Right	Total	Left	Thru	Right	Total		Left	Thru	Right	Total	N	S	W	E
Total	0	0	0	0	14	0	0	14	0	18	18	36	2	16	0	18	68	0	0	0	0
Avg Hr	0	0	0	0	3	0	0	3	0	4	4	7	0	3	0	4	14	0	0	0	0

AM Peak Period

2 Hours

	Vanalman Ave				Mann Ave				Mann Ave				Total Volume								
	NORTH Approach				SOUTH Approach				WEST Approach					EAST Approach							
	Left	Thru	Right	Total	Left	Thru	Right	Total	Left	Thru	Right	Total		Left	Thru	Right	Total	N	S	W	E
Totals	0	0	0	0	5	0	0	5	0	3	1	4	0	12	0	12	21	0	0	0	0
Avg Hr	0	0	0	0	3	0	0	3	0	2	1	2	0	6	0	6	11	0	0	0	0

MD Peak Period

Hours

	Vanalman Ave				Mann Ave				Mann Ave				Total Volume							
	NORTH Approach				SOUTH Approach				WEST Approach					EAST Approach						
	Left	Thru	Right	Total	Left	Thru	Right	Total	Left	Thru	Right	Total		Left	Thru	Right	Total	N	S	W
Totals																				
Total																				
Avg Hr																				

PM Peak Period

3 Hours

	Vanalman Ave				Mann Ave				Mann Ave				Total Volume								
	NORTH Approach				SOUTH Approach				WEST Approach					EAST Approach							
	Left	Thru	Right	Total	Left	Thru	Right	Total	Left	Thru	Right	Total		Left	Thru	Right	Total	N	S	W	E
Totals	0	0	0	0	9	0	0	9	0	15	17	32	2	4	0	6	47	0	0	0	0
Avg Hr	0	0	0	0	3	0	0	3	0	5	6	11	1	1	0	2	16	0	0	0	0

