

# Larchwood Drive @ Blair Avenue

Thursday, March 08, 2018

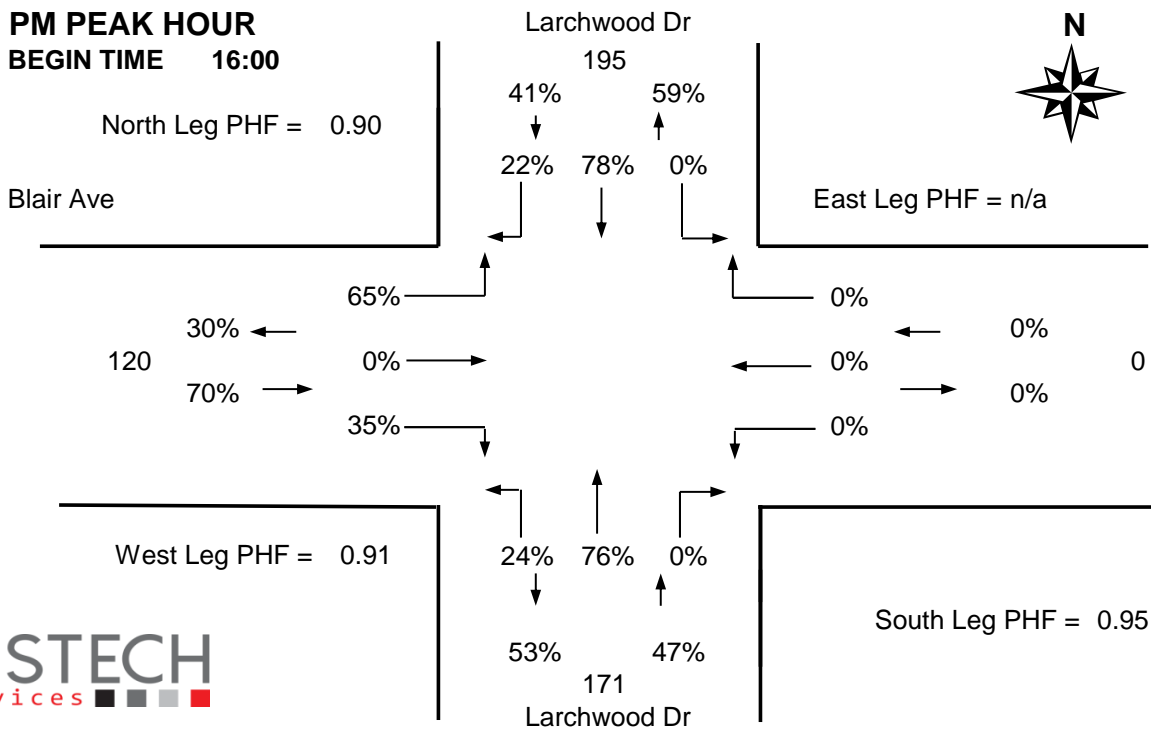
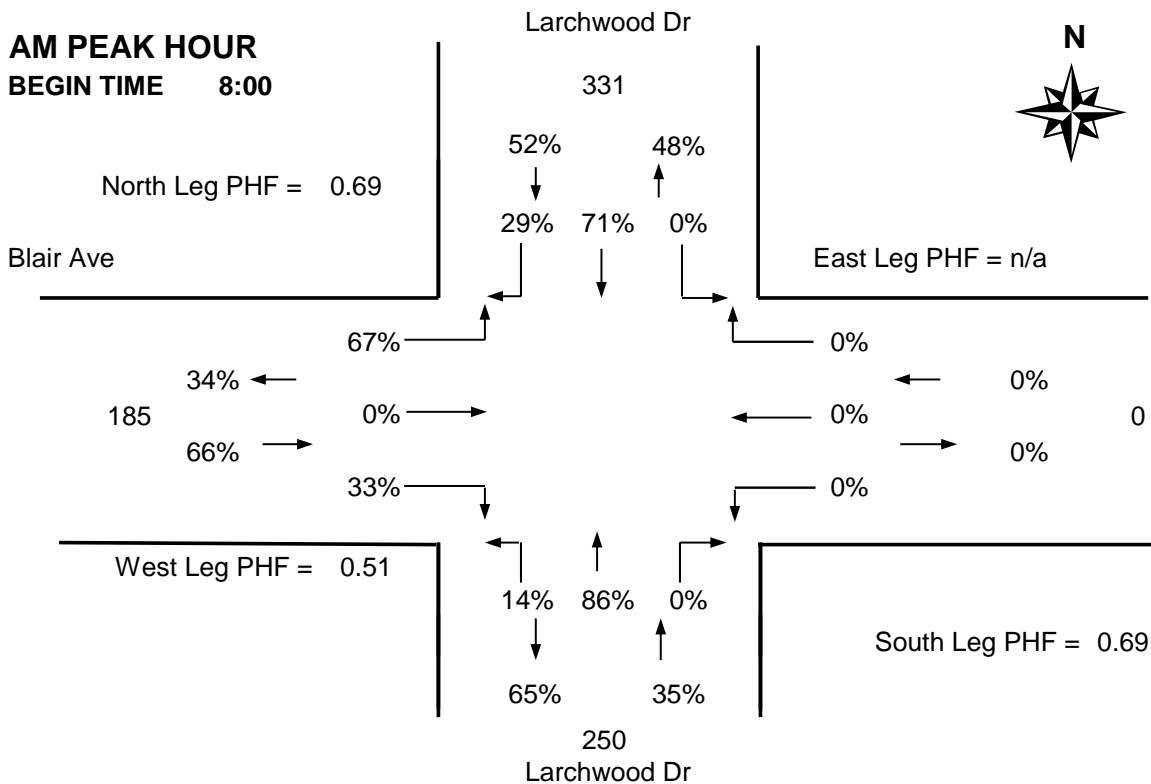


The data presented here is for information purposes only and should not be considered authoritative for construction, geotechnical, engineering, navigational, legal, or other site-specific uses. The information shared is owned by the Transportation Division of the Engineering Department at the District of Saanich. Accuracy is not guaranteed.

# DISTRICT OF SAANICH 2018 TRAFFIC COUNTS

**Major Route:** Larchwood Drive  
**Minor Route:** Blair Avenue  
**Date:** Thursday, March 8, 2018  
**Filename:** Larchwood@Blair-Mar8-2018.xls

**Station #:** TIN000486  
**Intersection Type:** 3-leg west approach  
**East/West Route:** Blair Avenue  
**Weather:** Cloudy and damp



# DISTRICT OF SAANICH 2018 TRAFFIC COUNTS

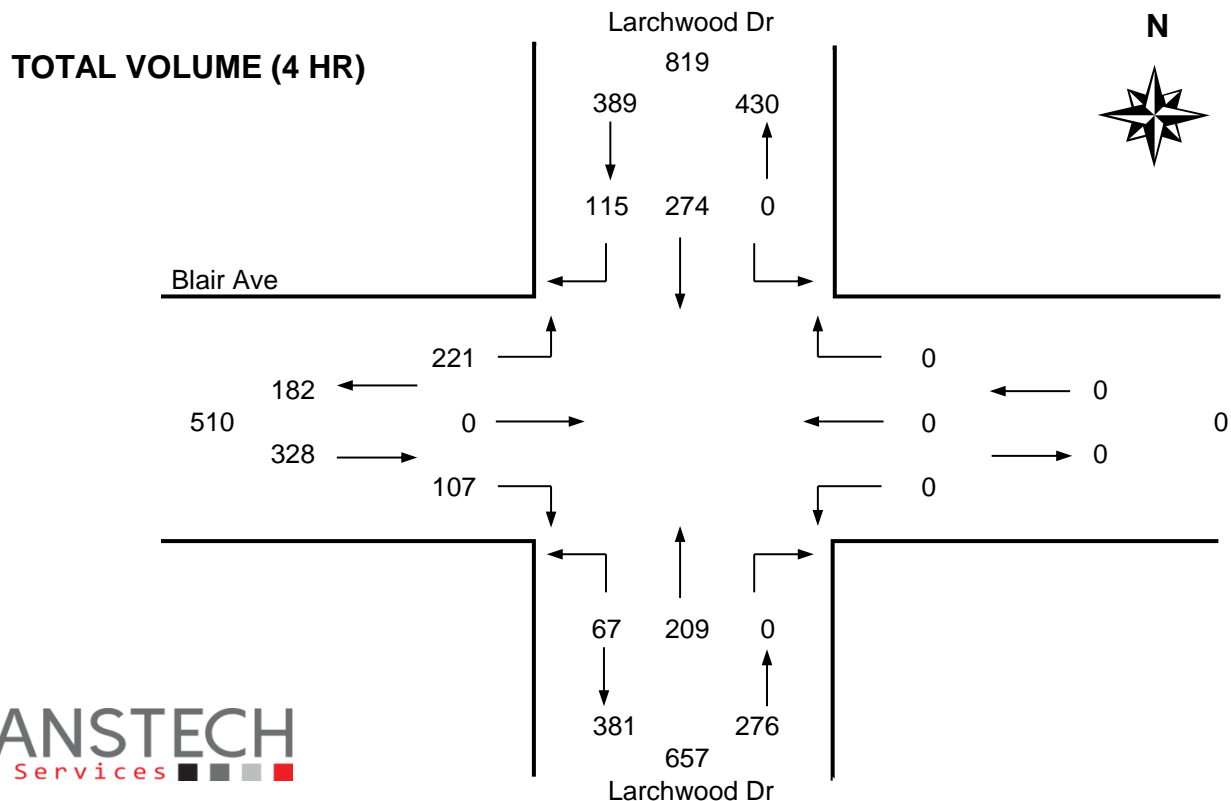
**Major Route:** Larchwood Drive  
**Minor Route:** Blair Avenue  
**Date:** Thursday, March 8, 2018  
**Filename:** Larchwood@Blair-Mar8-2018.xls

**Station #:** TIN000486  
**Intersection Type:** 3-leg west approach  
**East/West Route:** Blair Avenue  
**Weather:** Cloudy and damp

**Comments:**

**Vehicle Data**

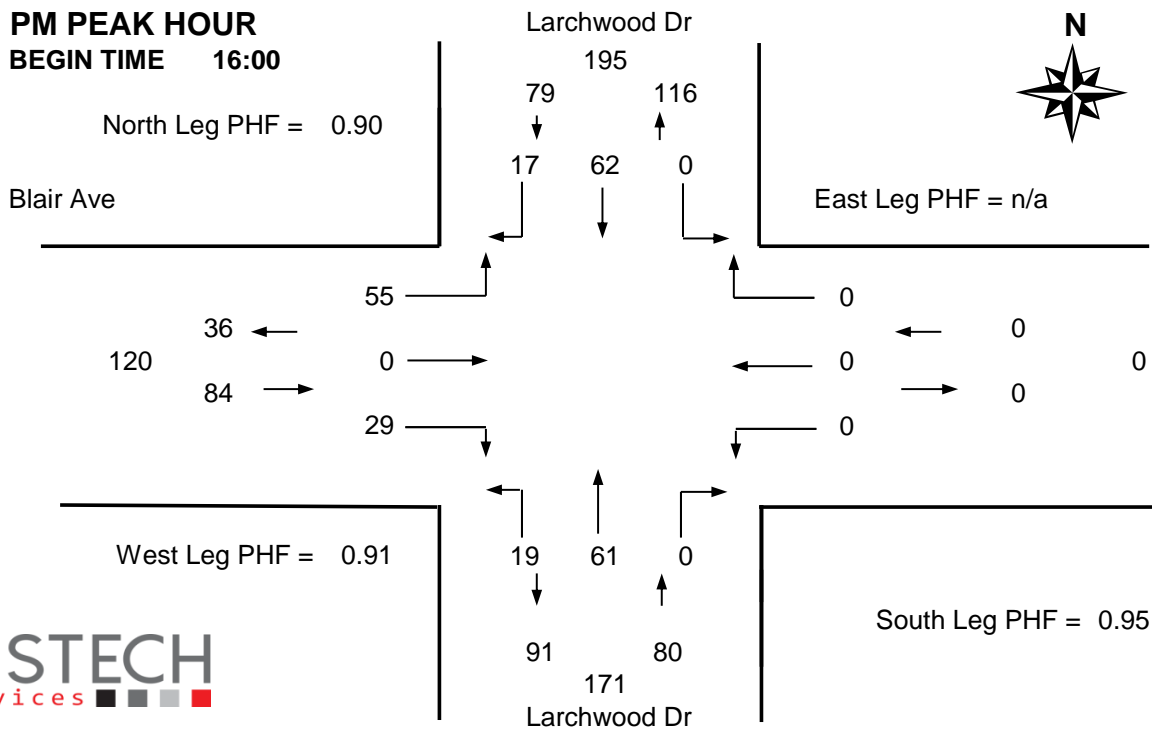
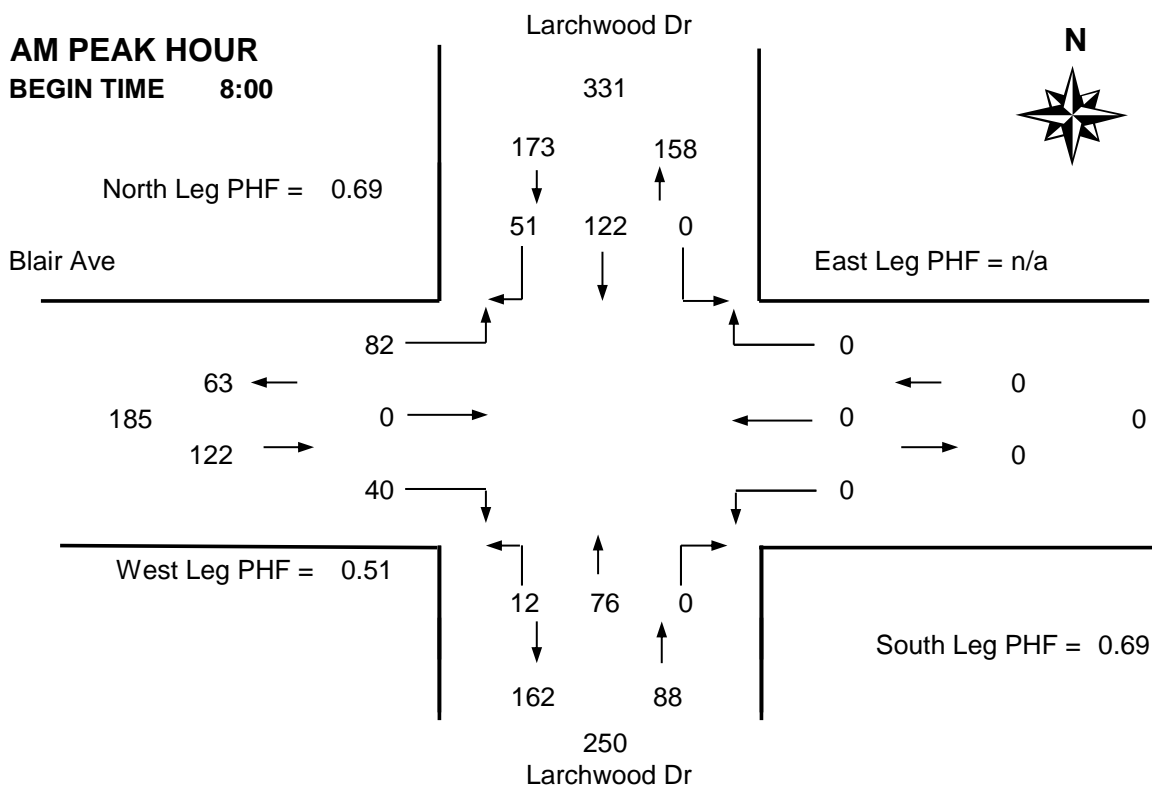
Time Period Starting	Larchwood Dr			Larchwood Dr			Blair Ave			From East			15 Min Total	Hourly Total	Pedestrians			
	From North			From South			From West			Left	Thru	Right			N	S	W	E
	Left	Thru	Right	Left	Thru	Right	Left	Thru	Right									
7:30		7	8	2	3		4		3				27	-	0	2	0	
7:45		14	8	3	8		14		1				48	-	1	0	1	
8:00		33	7	1	13		16		7				77 *	-	2	1	2	
8:15		33	10	2	27		43		17				132 +	284	1	3	3	
8:30		38	25	5	27		19		9				123 *	380	1	1	2	
8:45		18	9	4	9		4		7				51 *	383	0	1	1	
9:00		10	4	6	3		6		6				35	341	2	0	3	
9:15		9	8	6	7		8		8				46	255	0	0	0	
<b>Total</b>	<b>0</b>	<b>162</b>	<b>79</b>	<b>29</b>	<b>97</b>	<b>0</b>	<b>114</b>	<b>0</b>	<b>58</b>	<b>0</b>	<b>0</b>	<b>0</b>	<b>539</b>	<b>-</b>	<b>7</b>	<b>8</b>	<b>12</b>	<b>0</b>
<b>Pk Hr</b>	<b>0</b>	<b>122</b>	<b>51</b>	<b>12</b>	<b>76</b>	<b>0</b>	<b>82</b>	<b>0</b>	<b>40</b>	<b>0</b>	<b>0</b>	<b>0</b>	<b>383 *</b>	<b>-</b>	<b>4</b>	<b>6</b>	<b>8</b>	<b>0</b>
<b>Pk Hr Factor</b>	n/a	0.80	0.51	0.60	0.70	n/a	0.48	n/a	0.59	n/a	n/a	n/a	0.73	* = Peak hour + = Peak 15 minutes				
<b>Factor</b>	<b>0.69</b>			<b>0.69</b>			<b>0.51</b>			<b>n/a</b>								
15:30		13	8	5	14		13		7				60	-	0	2	0	
15:45		17	4	6	14		11		3				55	-	1	0	2	
16:00		20	2	4	15		10		9				60 *	-	0	4	4	
16:15		12	5	5	16		16		7				61 *	236	1	2	2	
16:30		16	4	6	14		16		7				63 +	239	0	1	0	
16:45		14	6	4	16		13		6				59 *	243	0	1	0	
17:00		6	2	6	12		19		4				49	232	1	2	2	
17:15		14	5	2	11		9		6				47	218	1	8	2	
<b>Total</b>	<b>0</b>	<b>112</b>	<b>36</b>	<b>38</b>	<b>112</b>	<b>0</b>	<b>107</b>	<b>0</b>	<b>49</b>	<b>0</b>	<b>0</b>	<b>0</b>	<b>454</b>	<b>-</b>	<b>4</b>	<b>20</b>	<b>12</b>	<b>0</b>
<b>Pk Hr</b>	<b>0</b>	<b>62</b>	<b>17</b>	<b>19</b>	<b>61</b>	<b>0</b>	<b>55</b>	<b>0</b>	<b>29</b>	<b>0</b>	<b>0</b>	<b>0</b>	<b>243 *</b>	<b>-</b>	<b>1</b>	<b>8</b>	<b>6</b>	<b>0</b>
<b>Pk Hr Factor</b>	n/a	0.78	0.71	0.79	0.95	n/a	0.86	n/a	0.81	n/a	n/a	n/a	0.96					
<b>Factor</b>	<b>0.90</b>			<b>0.95</b>			<b>0.91</b>			<b>n/a</b>								



# DISTRICT OF SAANICH 2018 TRAFFIC COUNTS

**Major Route:** Larchwood Drive  
**Minor Route:** Blair Avenue  
**Date:** Thursday, March 8, 2018  
**Filename:** Larchwood@Blair-Mar8-2018.xls

**Station #:** TIN000486  
**Intersection Type:** 3-leg west approach  
**East/West Route:** Blair Avenue  
**Weather:** Cloudy and damp



# DISTRICT OF SAANICH 2018 TRAFFIC COUNTS

**Major Route:** Larchwood Drive  
**Minor Route:** Blair Avenue  
**Date:** Thursday, March 8, 2018  
**Filename:** Larchwood@Blair-Mar8-2018.xls

**Station #:** TIN000486  
**Intersection Type:** 3-leg west approach  
**East/West Route:** Blair Avenue  
**Weather:** Cloudy and damp

**Comments:**

**Bicycle Data**

Time Period Starting	Larchwood Dr			Larchwood Dr			Blair Ave			From East			15 Min Total	Hourly Total
	From North			From South			From West			Left	Thru	Right		
	Left	Thru	Right	Left	Thru	Right	Left	Thru	Right	Left	Thru	Right		
7:30		1	0	0	1		0		2				4	-
7:45		2	0	1	1		0		1				5	-
8:00		4	1	0	2		1		1				9 *	-
8:15		4	0	0	1		3		6				14 +	32
8:30		5	0	0	2		0		3				10 *	38
8:45		8	0	0	3		0		0				11 *	44
9:00		3	0	0	0		0		0				3	38
9:15		0	0	0	0		0		0				0	24
<b>Total</b>	<b>0</b>	<b>27</b>	<b>1</b>	<b>1</b>	<b>10</b>	<b>0</b>	<b>4</b>	<b>0</b>	<b>13</b>	<b>0</b>	<b>0</b>	<b>0</b>	<b>56</b>	<b>-</b>
<b>Pk Hr</b>	<b>0</b>	<b>21</b>	<b>1</b>	<b>0</b>	<b>8</b>	<b>0</b>	<b>4</b>	<b>0</b>	<b>10</b>	<b>0</b>	<b>0</b>	<b>0</b>	<b>44 *</b>	<b>-</b>
<b>15x4</b>	<b>0</b>	<b>32</b>	<b>4</b>	<b>0</b>	<b>12</b>	<b>0</b>	<b>12</b>	<b>0</b>	<b>24</b>	<b>0</b>	<b>0</b>	<b>0</b>	<b>56 +</b>	<b>-</b>

15:30		1	0	1	1		0		0				3	-
15:45		2	2	0	2		1		0				7	-
16:00		2	0	0	3		1		0				6	-
16:15		2	2	1	3		0		0				8 +	24
16:30		0	0	3	3		1		0				7 *	28
16:45		2	1	1	3		0		1				8 *	29
17:00		2	0	1	3		2		0				8 *	31
17:15		1	0	3	1		0		0				5	28
<b>Total</b>	<b>0</b>	<b>12</b>	<b>5</b>	<b>10</b>	<b>19</b>	<b>0</b>	<b>5</b>	<b>0</b>	<b>1</b>	<b>0</b>	<b>0</b>	<b>0</b>	<b>52</b>	<b>-</b>
<b>Pk Hr</b>	<b>0</b>	<b>6</b>	<b>3</b>	<b>6</b>	<b>12</b>	<b>0</b>	<b>3</b>	<b>0</b>	<b>1</b>	<b>0</b>	<b>0</b>	<b>0</b>	<b>31 *</b>	<b>-</b>
<b>15x4</b>	<b>0</b>	<b>8</b>	<b>8</b>	<b>12</b>	<b>12</b>	<b>0</b>	<b>8</b>	<b>0</b>	<b>4</b>	<b>0</b>	<b>0</b>	<b>0</b>	<b>32 +</b>	<b>-</b>

<b>4 Hr</b>	<b>0</b>	<b>39</b>	<b>6</b>	<b>11</b>	<b>29</b>	<b>0</b>	<b>9</b>	<b>0</b>	<b>14</b>	<b>0</b>	<b>0</b>	<b>0</b>	<b>108</b>	<b>216</b>
-------------	----------	-----------	----------	-----------	-----------	----------	----------	----------	-----------	----------	----------	----------	------------	------------

**PEAK HOUR SUMMARY**

