

Lansdowne Road @ Richmond Road

Wednesday, October 18, 2017

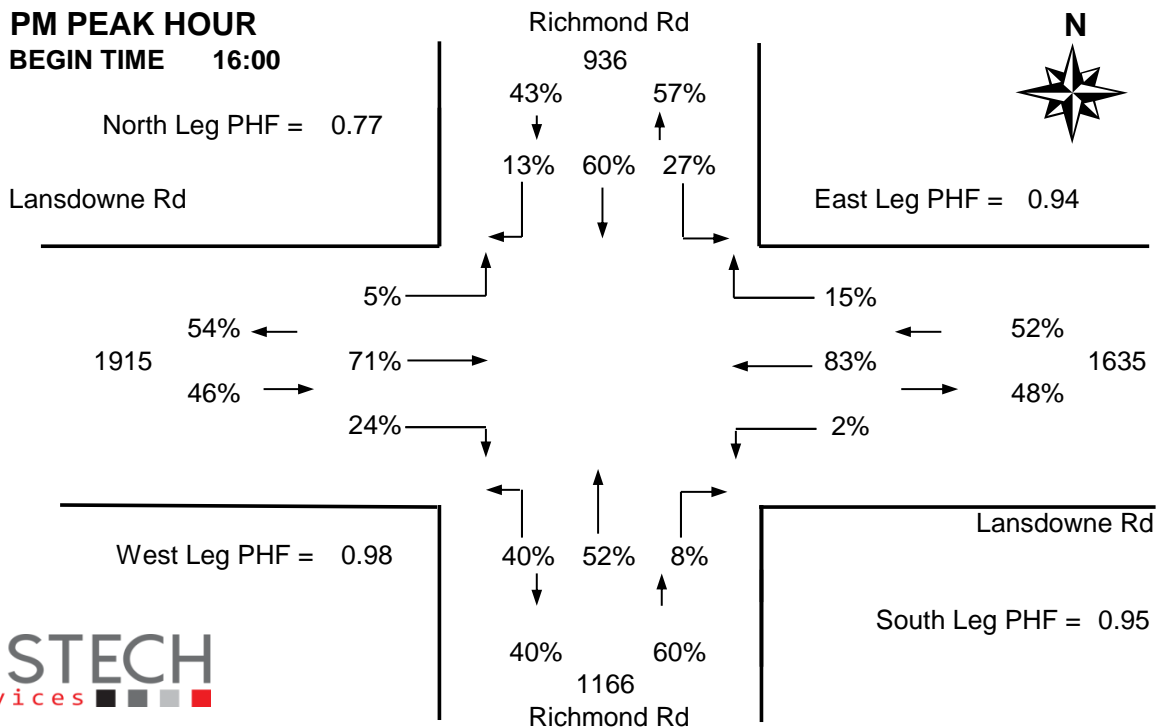
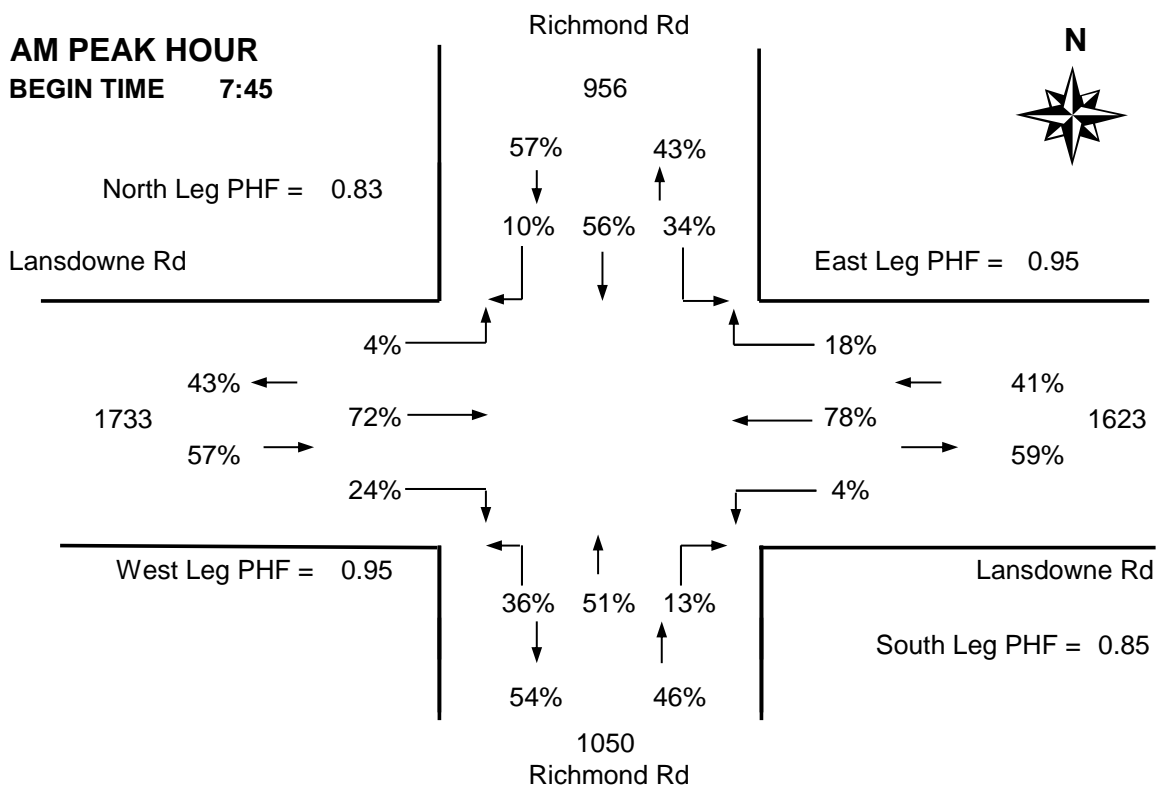


The data presented here is for information purposes only and should not be considered authoritative for construction, geotechnical, engineering, navigational, legal, or other site-specific uses. The information shared is owned by the Transportation Division of the Engineering Department at the District of Saanich. Accuracy is not guaranteed.

DISTRICT OF SAANICH 2017 TRAFFIC COUNTS

Major Route: Lansdowne Road
Minor Route: Richmond Road
Date: Wednesday, October 18, 2017
Filename: Lansdowne@Richmond-Oct18-2017.xls

Station #: TIN000048
Intersection Type: 4-leg
East/West Route: Lansdowne Road
Weather: Rain and wet



DISTRICT OF SAANICH 2017 TRAFFIC COUNTS

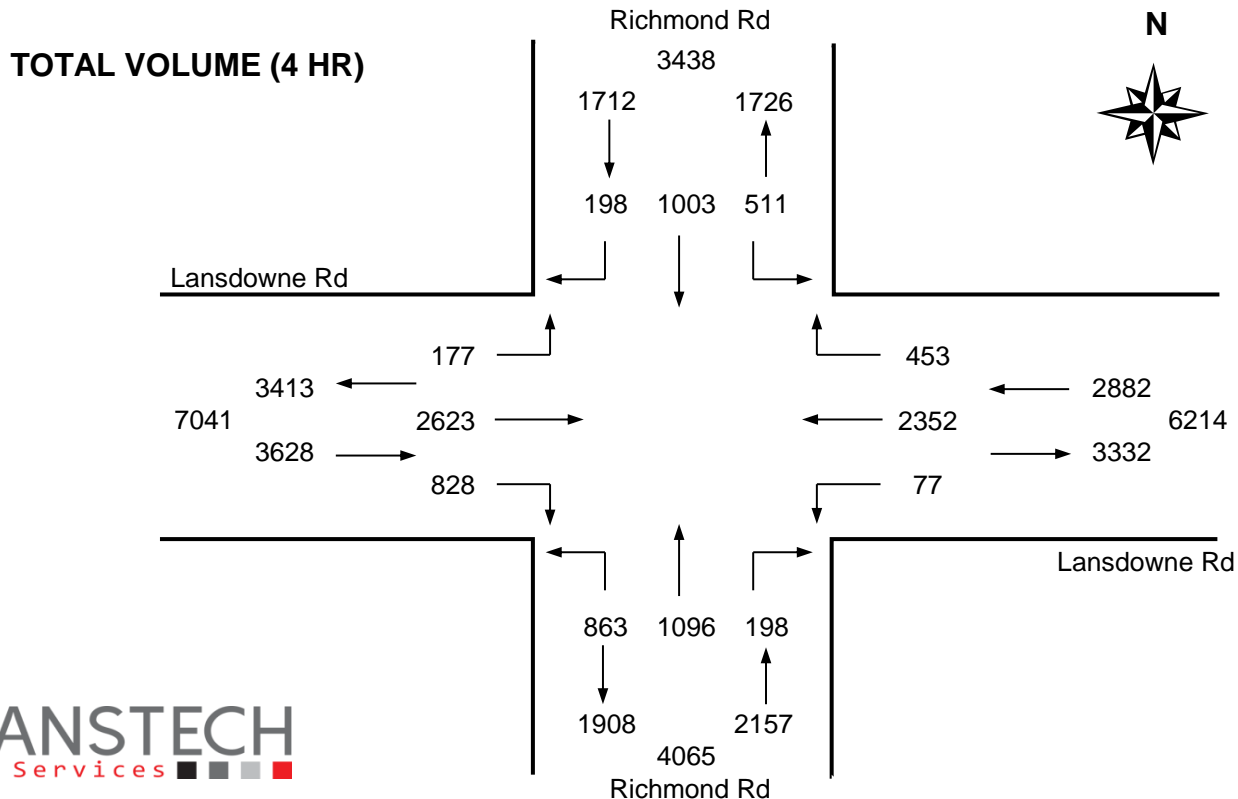
Major Route: Lansdowne Road
Minor Route: Richmond Road
Date: Wednesday, October 18, 2017
Filename: Lansdowne@Richmond-Oct18-2017.xls

Station #: TIN000048
Intersection Type: 4-leg
East/West Route: Lansdowne Road
Weather: Rain and wet

Comments:

Vehicle Data

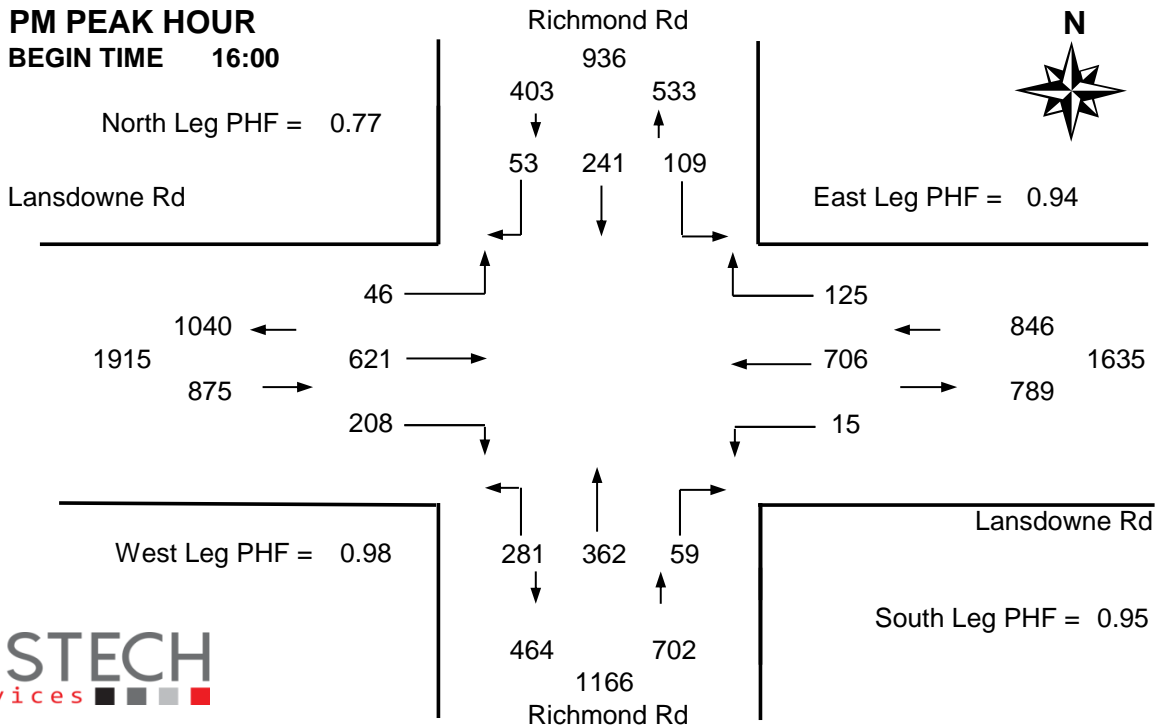
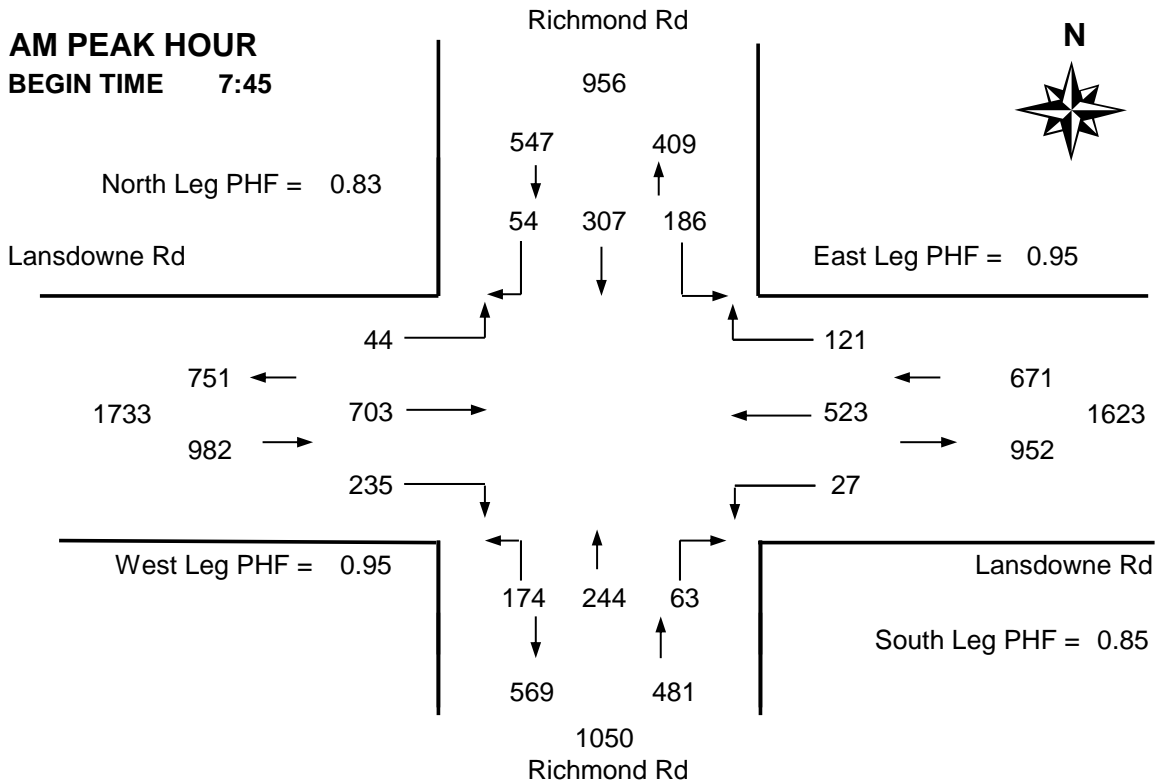
Time Period Starting	Richmond Rd			Richmond Rd			Lansdowne Rd			Lansdowne Rd			15 Min Total	Hourly Total	Pedestrians			
	From North			From South			From West			From East					N	S	W	E
	Left	Thru	Right	Left	Thru	Right	Left	Thru	Right	Left	Thru	Right						
7:30	16	69	4	38	42	1	6	116	46	1	89	23	451	-	7	2	4	2
7:45	34	84	14	44	84	13	12	158	57	8	96	59	663 *	-	17	24	6	28
8:00	61	93	10	36	57	8	6	201	46	5	144	28	695 +	-	35	5	27	11
8:15	44	59	15	37	56	24	13	177	68	5	145	11	654 *	2463	65	9	28	18
8:30	47	71	15	57	47	18	13	167	64	9	138	23	669 *	2681	20	15	17	18
8:45	37	66	16	35	69	12	7	165	53	0	149	13	622	2640	20	3	15	5
9:00	25	41	10	34	40	9	7	188	47	5	100	14	520	2465	29	3	22	5
9:15	30	47	9	37	36	10	9	169	47	5	117	11	527	2338	38	5	18	12
Total	294	530	93	318	431	95	73	1341	428	38	978	182	4801	-	231	66	137	99
Pk Hr	186	307	54	174	244	63	44	703	235	27	523	121	2681 *	-	137	53	78	75
Pk Hr Factor	0.76	0.83	0.90	0.76	0.73	0.66	0.85	0.87	0.86	0.75	0.90	0.51	0.96	* = Peak hour + = Peak 15 minutes				
	0.83			0.85			0.95			0.95								
15:30	33	58	10	85	83	10	16	160	44	2	184	38	723	-	27	5	12	4
15:45	27	59	12	69	87	6	12	170	55	8	169	39	713	-	19	1	4	2
16:00	25	57	14	69	93	19	9	153	55	3	168	37	702 *	-	20	1	5	4
16:15	26	47	10	81	90	14	15	153	55	4	163	22	680 *	2818	47	3	14	4
16:30	24	58	11	67	81	11	12	163	45	6	183	35	696 *	2791	29	2	7	2
16:45	34	79	18	64	98	15	10	152	53	2	192	31	748 +	2826	29	3	7	4
17:00	24	61	17	51	62	15	13	166	47	5	143	30	634	2758	24	2	6	2
17:15	24	54	13	59	71	13	17	165	46	9	172	39	682	2760	40	6	11	12
Total	217	473	105	545	665	103	104	1282	400	39	1374	271	5578	-	235	23	66	34
Pk Hr	109	241	53	281	362	59	46	621	208	15	706	125	2826 *	-	125	9	33	14
Pk Hr Factor	0.80	0.76	0.74	0.87	0.92	0.78	0.77	0.95	0.95	0.63	0.92	0.84	0.94					
	0.77			0.95			0.98			0.94								



DISTRICT OF SAANICH 2017 TRAFFIC COUNTS

Major Route: Lansdowne Road
Minor Route: Richmond Road
Date: Wednesday, October 18, 2017
Filename: Lansdowne@Richmond-Oct18-2017.xls

Station #: TIN000048
Intersection Type: 4-leg
East/West Route: Lansdowne Road
Weather: Rain and wet



DISTRICT OF SAANICH 2017 TRAFFIC COUNTS

Major Route: Lansdowne Road
Minor Route: Richmond Road
Date: Wednesday, October 18, 2017
Filename: Lansdowne@Richmond-Oct18-2017.xls

Station #: TIN000048
Intersection Type: 4-leg
East/West Route: Lansdowne Road
Weather: Rain and wet

Comments:

Bicycle Data

Time Period Starting	Richmond Rd			Richmond Rd			Lansdowne Rd			Lansdowne Rd			15 Min Total	Hourly Total
	From North			From South			From West			From East				
	Left	Thru	Right	Left	Thru	Right	Left	Thru	Right	Left	Thru	Right		
7:30	0	3	0	2	1	1	0	0	0	0	0	0	7 +	-
7:45	0	0	0	1	0	0	0	0	0	0	0	0	1 *	-
8:00	0	1	0	0	0	0	0	0	0	0	0	0	1 *	-
8:15	0	0	0	0	1	0	0	0	0	0	0	0	1 *	10
8:30	0	1	0	1	0	0	0	0	0	0	0	0	2	5
8:45	0	2	0	0	0	0	0	1	0	0	0	0	3	7
9:00	0	0	0	0	1	0	0	1	0	0	0	0	2	8
9:15	0	0	0	0	0	0	0	1	0	0	0	0	1	8
Total	0	7	0	4	3	1	0	3	0	0	0	0	18	-
Pk Hr	0	4	0	3	2	1	0	0	0	0	0	0	10 *	-
15x4	0	12	0	8	4	4	0	0	0	0	0	0	28 +	-

15:30	0	0	0	0	0	0	0	0	0	0	0	0	0	-
15:45	0	1	0	0	1	0	0	0	0	0	0	0	2 *	-
16:00	0	0	0	4	2	0	0	0	0	0	0	0	6 +	-
16:15	0	0	0	0	1	0	0	0	0	0	0	0	1 *	9
16:30	0	2	0	0	0	0	0	1	0	0	0	0	3 *	12
16:45	0	0	0	0	0	0	0	0	0	0	0	0	0	10
17:00	0	1	0	0	0	0	0	0	0	0	0	0	1	5
17:15	0	2	0	0	1	0	0	0	0	0	1	0	4	8
Total	0	6	0	4	5	0	0	1	0	0	1	0	17	-
Pk Hr	0	3	0	4	4	0	0	1	0	0	0	0	12 *	-
15x4	0	8	0	16	8	0	0	4	0	0	0	0	24 +	-

4 Hr	0	13	0	8	8	1	0	4	0	0	1	0	35	70
-------------	---	----	---	---	---	---	---	---	---	---	---	---	----	----

PEAK HOUR SUMMARY

