

Lansdowne Road @ Foul Bay Road

Tuesday, October 17, 2017

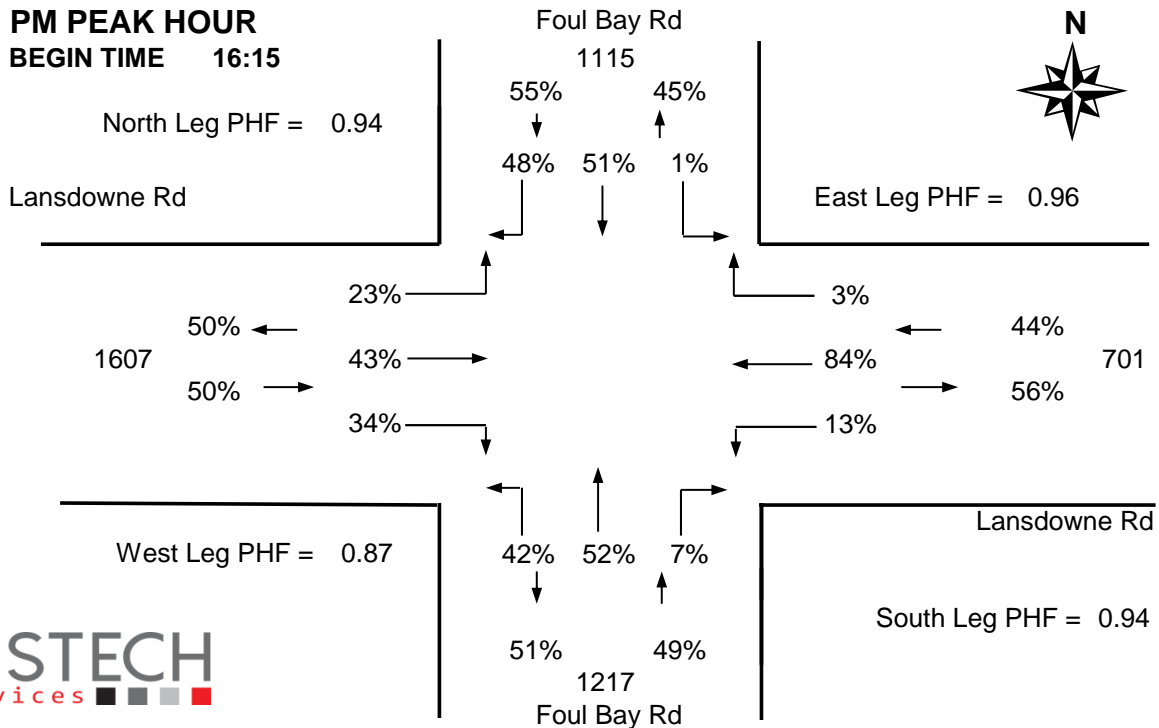
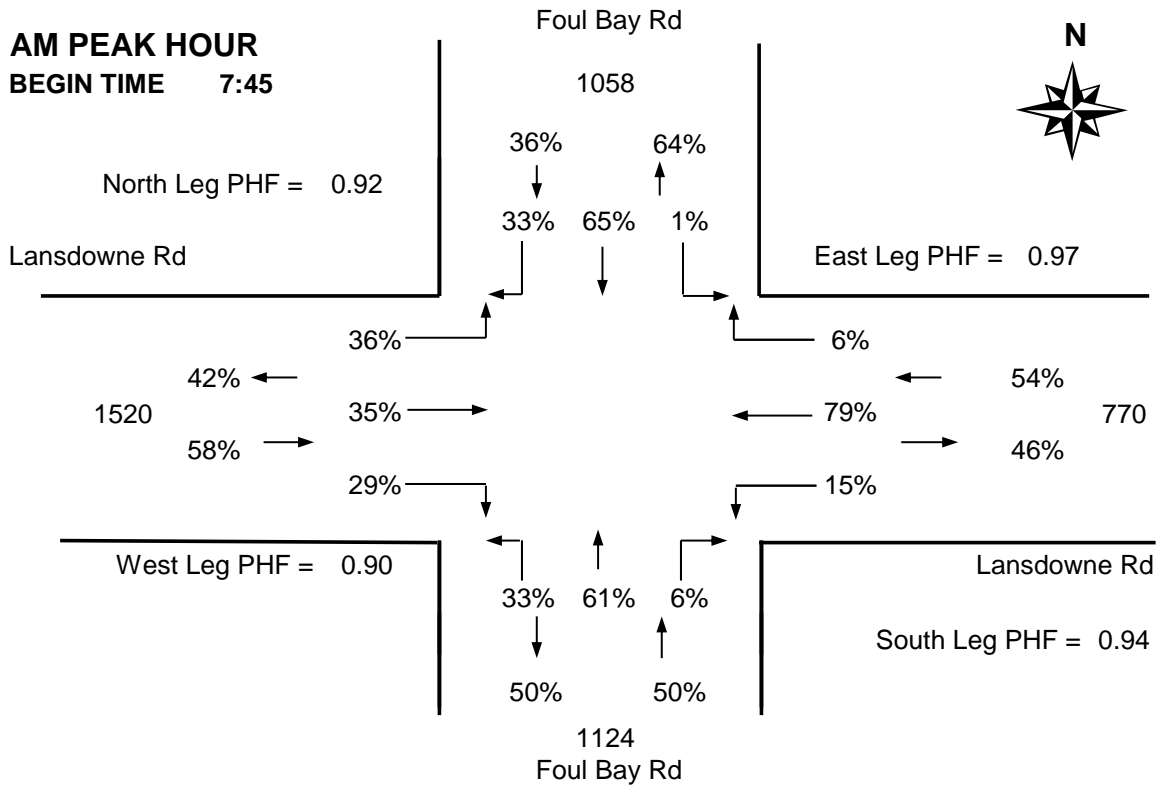


The data presented here is for information purposes only and should not be considered authoritative for construction, geotechnical, engineering, navigational, legal, or other site-specific uses. The information shared is owned by the Transportation Division of the Engineering Department at the District of Saanich. Accuracy is not guaranteed.

DISTRICT OF SAANICH 2017 TRAFFIC COUNTS

Major Route: Lansdowne Road
Minor Route: Foul Bay Road
Date: Tuesday, October 17, 2017
Filename: Lansdowne@Foul Bay-Oct17-2017.xls

Station #: TIN000024
Intersection Type: 4-leg
East/West Route: Lansdowne Road
Weather: Rain and wet



DISTRICT OF SAANICH 2017 TRAFFIC COUNTS

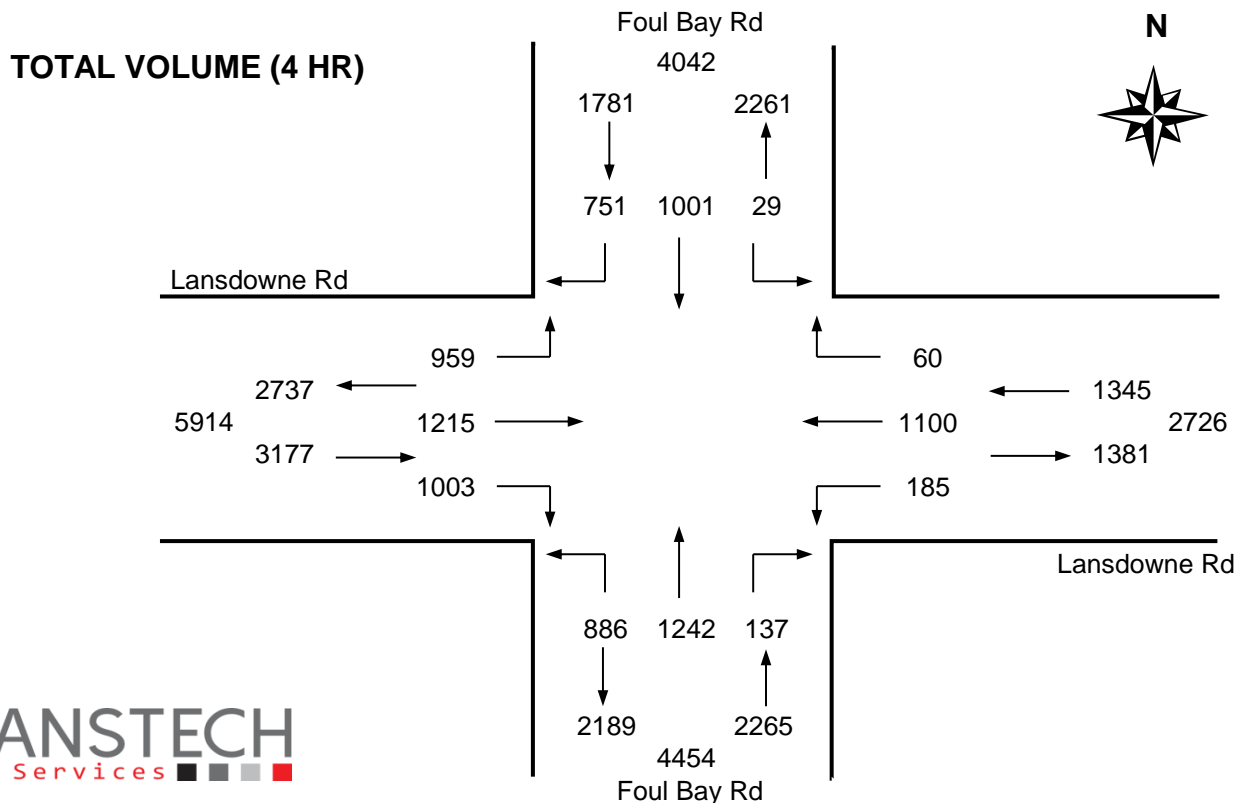
Major Route: Lansdowne Road
Minor Route: Foul Bay Road
Date: Tuesday, October 17, 2017
Filename: Lansdowne@Foul Bay-Oct17-2017.xls

Station #: TIN000024
Intersection Type: 4-leg
East/West Route: Lansdowne Road
Weather: Rain and wet

Comments:

Vehicle Data

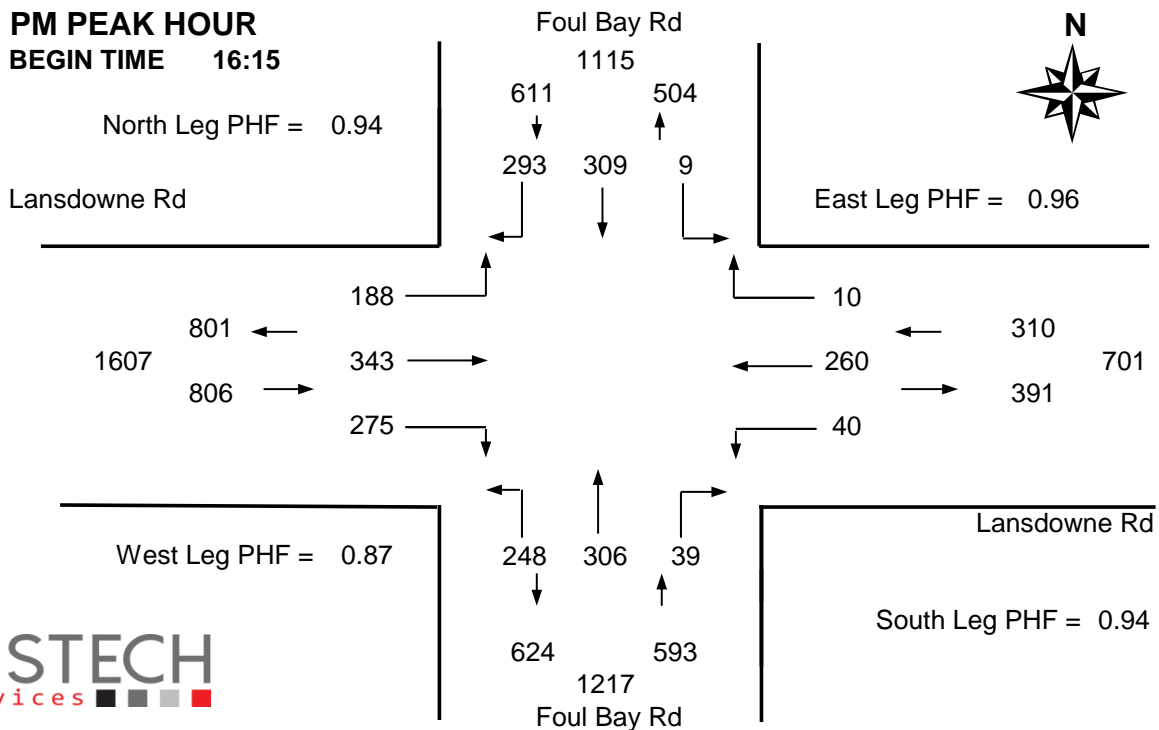
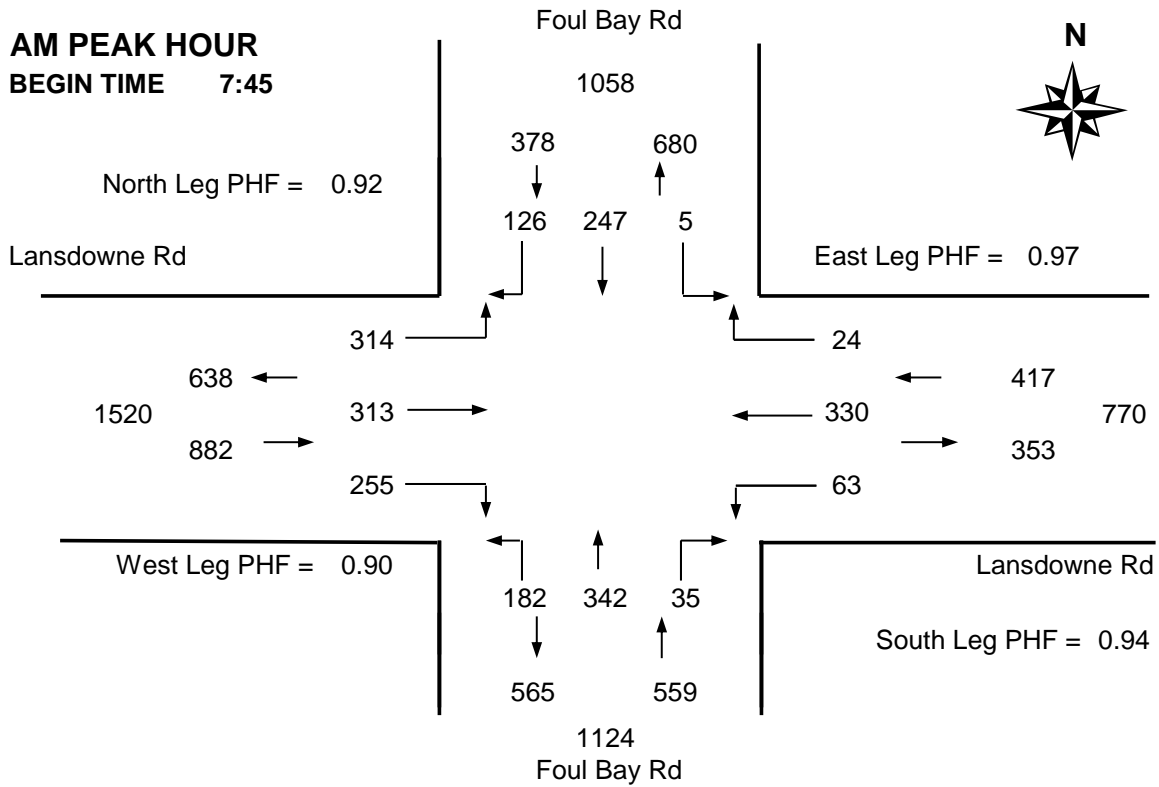
Time Period Starting	Foul Bay Rd			Foul Bay Rd			Lansdowne Rd			Lansdowne Rd			15 Min Total	Hourly Total	Pedestrians			
	From North			From South			From West			From East					N	S	W	E
	Left	Thru	Right	Left	Thru	Right	Left	Thru	Right	Left	Thru	Right						
7:30	0	48	13	54	41	2	24	51	46	9	62	1	351	-	2	0	1	1
7:45	2	77	24	64	80	4	50	66	66	17	88	2	540 *	-	3	0	3	3
8:00	0	68	34	45	89	8	89	85	70	14	81	6	589 +	-	13	2	6	4
8:15	2	48	35	36	95	9	91	80	61	19	81	8	565 *	2045	20	0	3	1
8:30	1	54	33	37	78	14	84	82	58	13	80	8	542 *	2236	6	0	1	3
8:45	3	53	24	57	96	6	61	61	67	13	71	3	515	2211	3	2	3	0
9:00	1	42	30	40	94	5	82	57	62	2	65	1	481	2103	6	1	3	0
9:15	1	39	25	34	80	8	93	59	43	14	64	4	464	2002	4	2	3	3
Total	10	429	218	367	653	56	574	541	473	101	592	33	4047	-	57	7	23	15
Pk Hr	5	247	126	182	342	35	314	313	255	63	330	24	2236 *	-	42	2	13	11
Pk Hr Factor	0.63	0.80	0.90	0.71	0.90	0.63	0.86	0.92	0.91	0.83	0.94	0.75	0.95	* = Peak hour + = Peak 15 minutes				
	0.92			0.94			0.90			0.97								
15:30	6	63	74	76	74	15	44	79	67	14	56	5	573	-	1	2	8	1
15:45	4	69	37	67	65	11	53	87	58	13	66	4	534	-	8	3	5	4
16:00	0	64	62	65	59	10	36	76	58	9	69	7	515	-	5	3	7	2
16:15	4	68	78	63	80	14	45	92	56	11	65	3	579 *	2201	1	6	7	3
16:30	1	86	75	58	74	9	44	75	80	6	72	3	583 *	2211	9	4	3	2
16:45	1	79	68	59	85	8	42	82	58	12	62	2	558 *	2235	6	0	2	2
17:00	3	76	72	68	67	8	57	94	81	11	61	2	600 +	2320	3	1	4	4
17:15	0	67	67	63	85	6	64	89	72	8	57	1	579	2320	14	1	4	8
Total	19	572	533	519	589	81	385	674	530	84	508	27	4521	-	47	20	40	26
Pk Hr	9	309	293	248	306	39	188	343	275	40	260	10	2320 *	-	19	11	16	11
Pk Hr Factor	0.56	0.90	0.94	0.91	0.90	0.70	0.82	0.91	0.85	0.83	0.90	0.83	0.97					
	0.94			0.94			0.87			0.96								



DISTRICT OF SAANICH 2017 TRAFFIC COUNTS

Major Route: Lansdowne Road
Minor Route: Foul Bay Road
Date: Tuesday, October 17, 2017
Filename: Lansdowne@Foul Bay-Oct17-2017.xls

Station #: TIN000024
Intersection Type: 4-leg
East/West Route: Lansdowne Road
Weather: Rain and wet



DISTRICT OF SAANICH 2017 TRAFFIC COUNTS

Major Route: Lansdowne Road
Minor Route: Foul Bay Road
Date: Tuesday, October 17, 2017
Filename: Lansdowne@Foul Bay-Oct17-2017.xls

Station #: TIN000024
Intersection Type: 4-leg
East/West Route: Lansdowne Road
Weather: Rain and wet

Comments:

Bicycle Data

Time Period Starting	Foul Bay Rd			Foul Bay Rd			Lansdowne Rd			Lansdowne Rd			15 Min Total	Hourly Total
	From North			From South			From West			From East				
	Left	Thru	Right	Left	Thru	Right	Left	Thru	Right	Left	Thru	Right		
7:30	0	5	0	0	2	0	1	0	0	0	0	0	8	-
7:45	0	4	0	0	8	0	2	0	0	0	0	0	14	-
8:00	0	5	0	0	6	0	0	0	0	1	1	0	13	-
8:15	0	3	0	1	3	0	1	1	0	0	0	0	9	44
8:30	0	3	0	0	5	0	4	0	1	0	0	0	13 *	49
8:45	0	2	0	0	10	0	2	0	0	1	0	0	15 *	50
9:00	0	2	0	0	6	0	0	0	0	0	0	0	8 *	45
9:15	1	0	0	0	13	0	2	0	0	0	1	0	17 +	53
Total	1	24	0	1	53	0	12	1	1	2	2	0	97	-
Pk Hr	1	7	0	0	34	0	8	0	1	1	1	0	53 *	-
15x4	4	12	0	0	52	0	16	0	4	4	4	0	68 +	-

15:30	0	6	0	0	1	0	1	0	0	0	0	0	8	-
15:45	0	6	0	0	1	0	1	0	0	1	0	0	9	-
16:00	0	7	0	0	7	0	1	0	2	0	1	0	18	-
16:15	0	10	0	1	3	0	0	1	0	0	1	0	16	51
16:30	0	19	0	0	3	0	0	0	0	0	0	0	22 *	65
16:45	0	19	0	0	4	0	2	0	0	0	0	0	25 +	81
17:00	0	10	3	0	2	0	0	0	0	0	1	1	17 *	80
17:15	1	12	0	0	5	0	0	0	0	0	0	0	18 *	82
Total	1	89	3	1	26	0	5	1	2	1	3	1	133	-
Pk Hr	1	60	3	0	14	0	2	0	0	0	1	1	82 *	-
15x4	4	76	12	0	20	0	8	0	0	0	4	4	100 +	-

4 Hr	2	113	3	2	79	0	17	2	3	3	5	1	230	460
------	---	-----	---	---	----	---	----	---	---	---	---	---	-----	-----

PEAK HOUR SUMMARY

