

Lansdowne Road @ Dean Avenue

Thursday, October 19, 2017



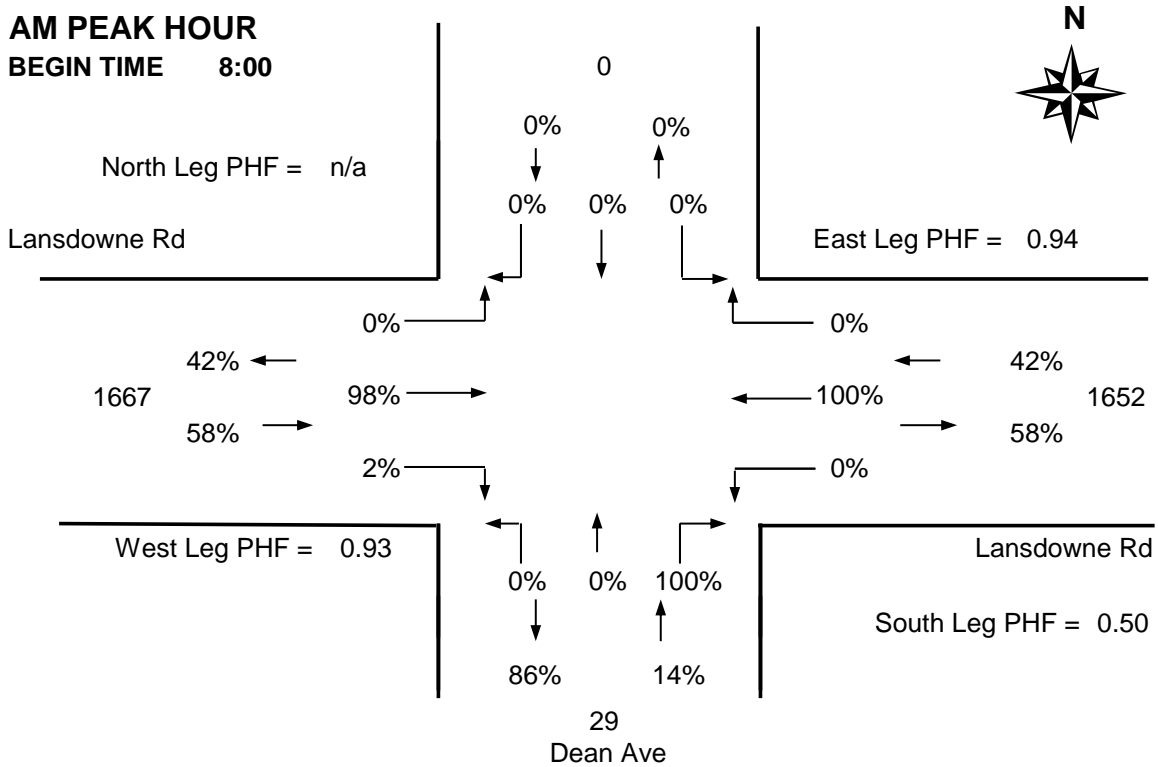
The data presented here is for information purposes only and should not be considered authoritative for construction, geotechnical, engineering, navigational, legal, or other site-specific uses. The information shared is owned by the Transportation Division of the Engineering Department at the District of Saanich. Accuracy is not guaranteed.

DISTRICT OF SAANICH 2017 TRAFFIC COUNTS

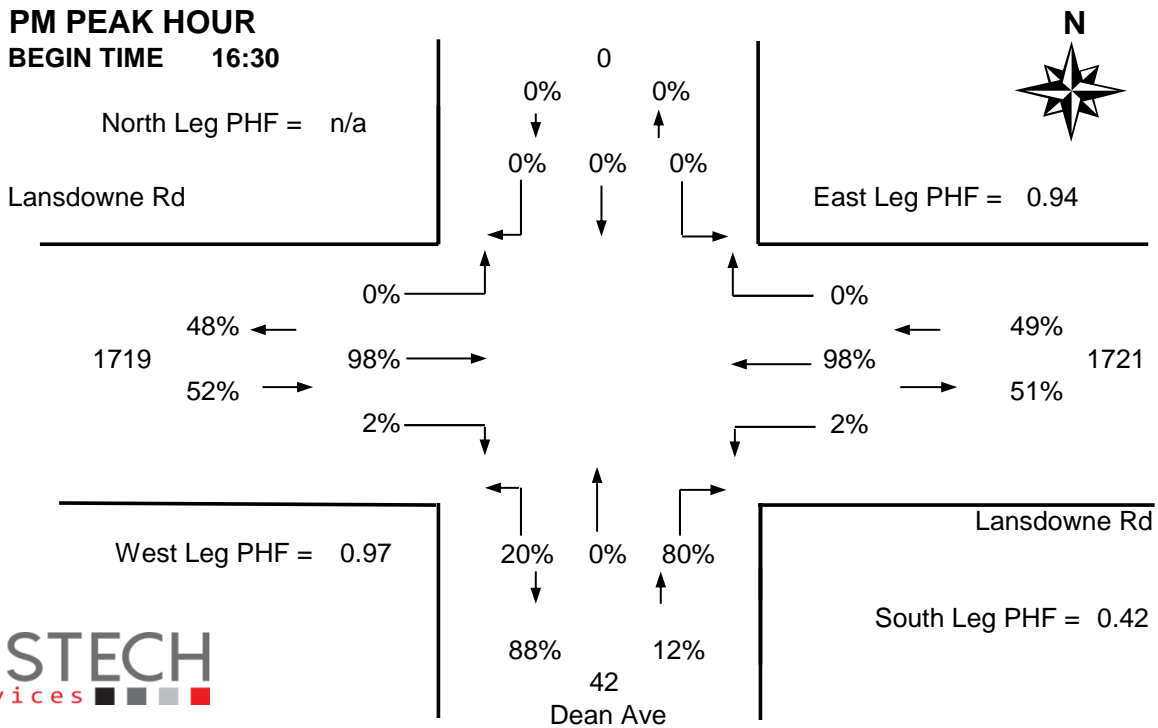
Major Route: Lansdowne Road
Minor Route: Dean Avenue
Date: Thursday, October 19, 2017
Filename: Lansdowne@Dean-Oct19-2017.xls

Station #: TIN000025
Intersection Type: 3-leg south approach
East/West Route: Lansdowne Road
Weather: Rain and wet

AM PEAK HOUR BEGIN TIME 8:00



PM PEAK HOUR BEGIN TIME 16:30



DISTRICT OF SAANICH 2017 TRAFFIC COUNTS

Major Route: Lansdowne Road
Minor Route: Dean Avenue
Date: Thursday, October 19, 2017
Filename: Lansdowne@Dean-Oct19-2017.xls

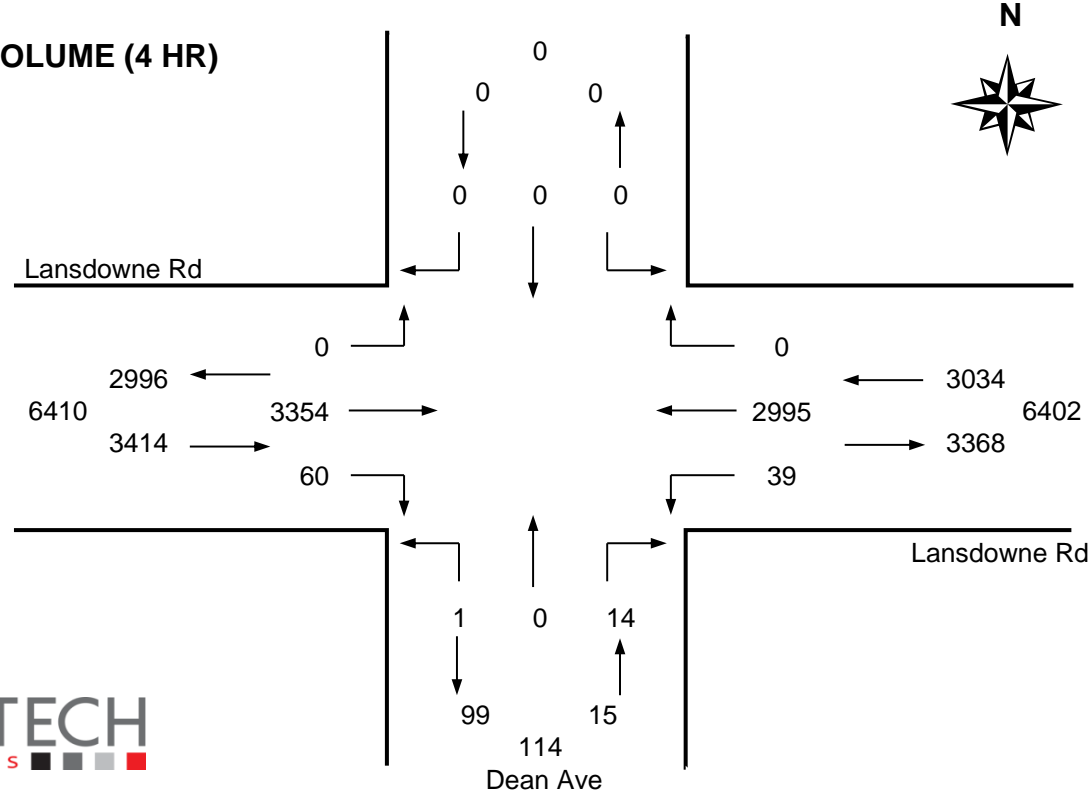
Station #: TIN000025
Intersection Type: 3-leg south approach
East/West Route: Lansdowne Road
Weather: Rain and wet

Comments:

Vehicle Data

Time Period Starting	Dean Ave			Lansdowne Rd			Lansdowne Rd			15 Min Total	Hourly Total	Pedestrians							
	From North			From South			From West					From East			N	S	W	E	
	Left	Thru	Right	Left	Thru	Right	Left	Thru	Right			Left	Thru	Right					
7:30				0		0		153	1	0	129		283	-		0	1	1	
7:45				0		2		211	2	1	155		371	-		3	0	0	
8:00				0		0		259	2	0	157		418 *	-		14	0	0	
8:15				0		1		249	10	2	182		444 +	1516		20	0	0	
8:30				0		2		230	8	1	185		426 *	1659		5	0	1	
8:45				0		1		212	2	0	171		386 *	1674		0	0	6	
9:00				0		1		205	7	1	135		349	1605		0	0	9	
9:15				0		0		205	1	2	155		363	1524		0	0	8	
Total	0	0	0	0	0	7	0	1724	33	7	1269	0	3040	-	0	42	1	25	
Pk Hr	0	0	0	0	0	4	0	950	22	3	695	0	1674 *	-	0	39	0	7	
Pk Hr Factor	n/a	n/a	n/a	n/a	n/a	0.50	n/a	0.92	0.55	0.38	0.94	n/a	0.94	* = Peak hour + = Peak 15 minutes					
													0.94						
15:30				0		0		185	2	1	245		433	-		4	1	0	
15:45				0		1		198	1	5	197		402	-		2	0	3	
16:00				0		0		202	5	6	232		445	-		4	0	12	
16:15				0		2		174	0	2	224		402	1682		0	0	10	
16:30				0		1		206	4	9	186		406 *	1655		2	0	1	
16:45				1		0		222	2	4	210		439 *	1692		0	0	5	
17:00				0		0		224	5	2	222		453 +	1700		2	0	2	
17:15				0		3		219	8	3	210		443 *	1741		0	0	5	
Total	0	0	0	1	0	7	0	1630	27	32	1726	0	3423	-	0	14	1	38	
Pk Hr	0	0	0	1	0	4	0	871	19	18	828	0	1741 *	-	0	4	0	13	
Pk Hr Factor	n/a	n/a	n/a	0.25	n/a	0.33	n/a	0.97	0.59	0.50	0.93	n/a	0.96						
													0.94						

TOTAL VOLUME (4 HR)



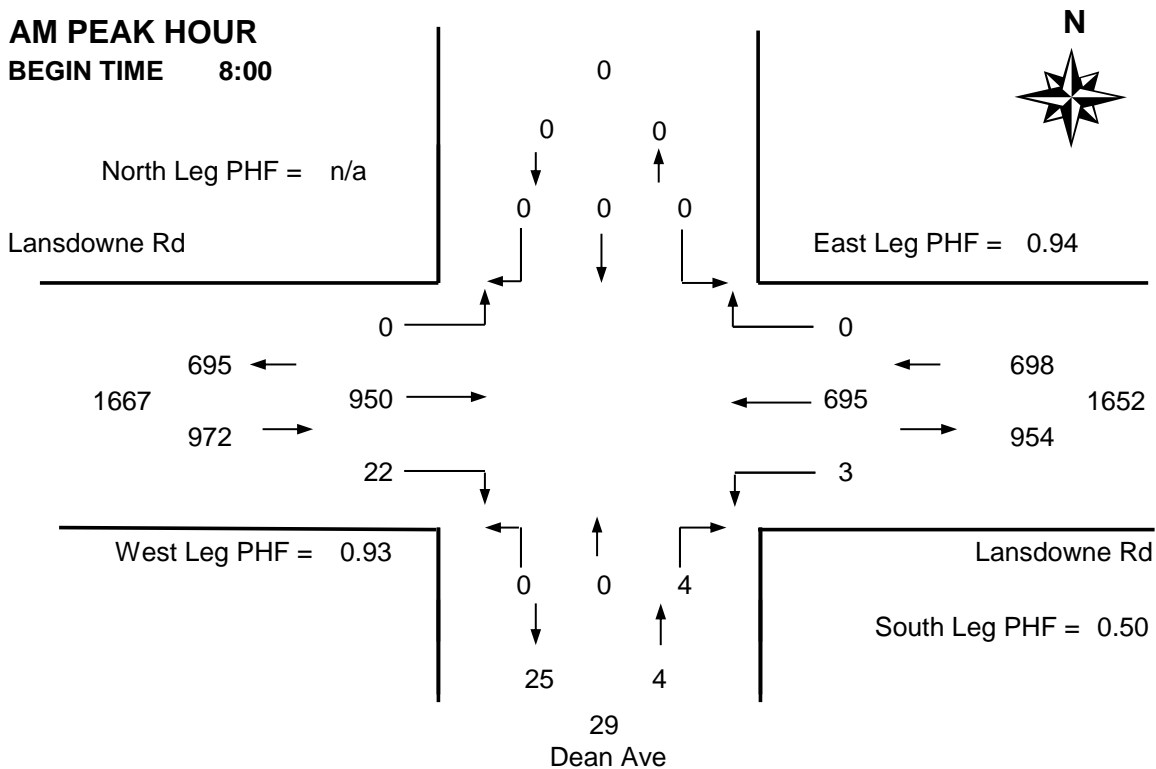
DISTRICT OF SAANICH 2017 TRAFFIC COUNTS

Major Route: Lansdowne Road
Minor Route: Dean Avenue
Date: Thursday, October 19, 2017
Filename: Lansdowne@Dean-Oct19-2017.xls

Station #: TIN000025
Intersection Type: 3-leg south approach
East/West Route: Lansdowne Road
Weather: Rain and wet

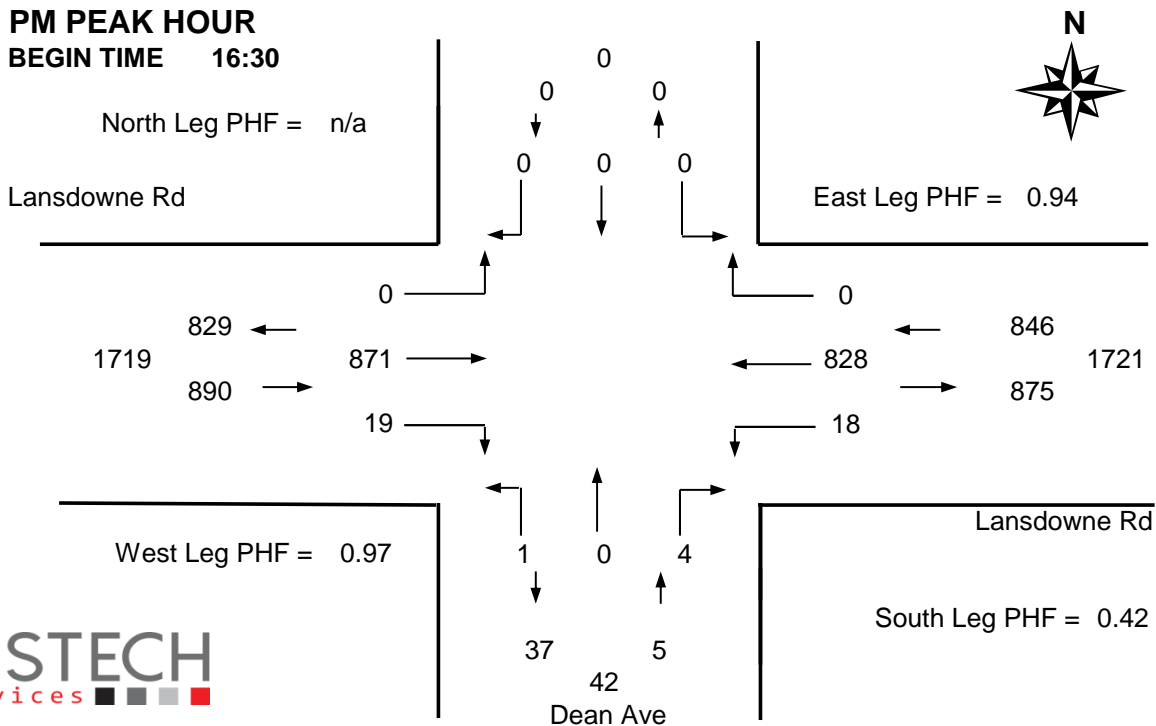
AM PEAK HOUR

BEGIN TIME 8:00



PM PEAK HOUR

BEGIN TIME 16:30



DISTRICT OF SAANICH 2017 TRAFFIC COUNTS

Major Route: Lansdowne Road
Minor Route: Dean Avenue
Date: Thursday, October 19, 2017
Filename: Lansdowne@Dean-Oct19-2017.xls

Station #: TIN000025
Intersection Type: 3-leg south approach
East/West Route: Lansdowne Road
Weather: Rain and wet

Comments:

Bicycle Data

Time Period Starting	Dean Ave			Lansdowne Rd			Lansdowne Rd			15 Min Total	Hourly Total			
	From North			From South			From West					From East		
	Left	Thru	Right	Left	Thru	Right	Left	Thru	Right			Left	Thru	Right
7:30				0		0		0	0	0	0		0	-
7:45				0		0		0	0	0	3		3	-
8:00				0		0		0	0	0	0		0	-
8:15				0		0		3	0	0	0		3 *	6
8:30				0		1		0	0	0	0		1 *	7
8:45				0		3		2	0	0	0		5 +	9
9:00				0		1		0	0	0	0		1 *	10
9:15				0		2		1	0	0	0		3	10
Total	0	0	0	0	0	7	0	6	0	0	3	0	16	-
Pk Hr	0	0	0	0	0	5	0	5	0	0	0	0	10 *	-
15x4	0	0	0	0	0	12	0	12	0	0	0	0	20 +	-

15:30				0		0		0	0	0	0		0	-
15:45				0		0		0	0	0	0		0	-
16:00				0		0		0	0	0	1		1 *	-
16:15				0		0		3	0	0	0		3 +	4
16:30				0		0		0	0	0	0		0 *	4
16:45				0		0		1	0	1	0		2 *	6
17:00				0		0		0	0	0	1		1	6
17:15				0		1		0	0	0	1		2	5
Total	0	0	0	0	0	1	0	4	0	1	3	0	9	-
Pk Hr	0	0	0	0	0	0	0	4	0	1	1	0	6 *	-
15x4	0	0	0	0	0	0	0	12	0	4	4	0	12 +	-

4 Hr	0	0	0	0	0	8	0	10	0	1	6	0	25	50
-------------	----------	----------	----------	----------	----------	----------	----------	-----------	----------	----------	----------	----------	-----------	-----------

PEAK HOUR SUMMARY

