

Kenneth Street @ Raymond Street

Wednesday, September 26, 2018

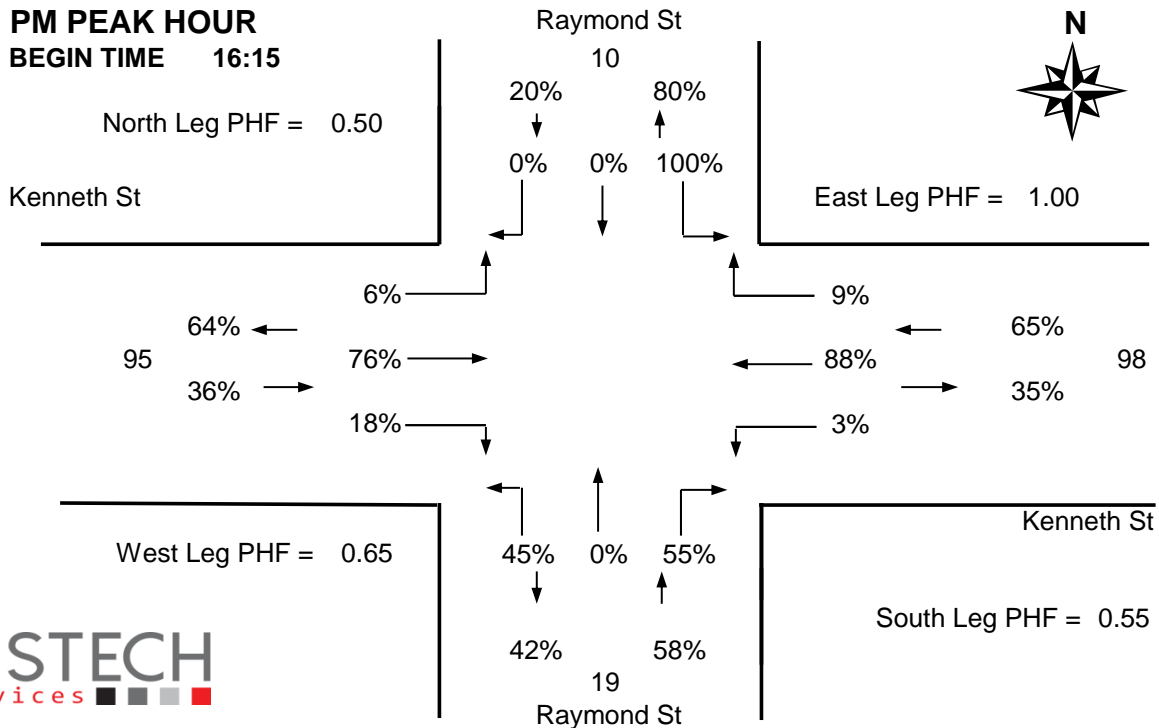
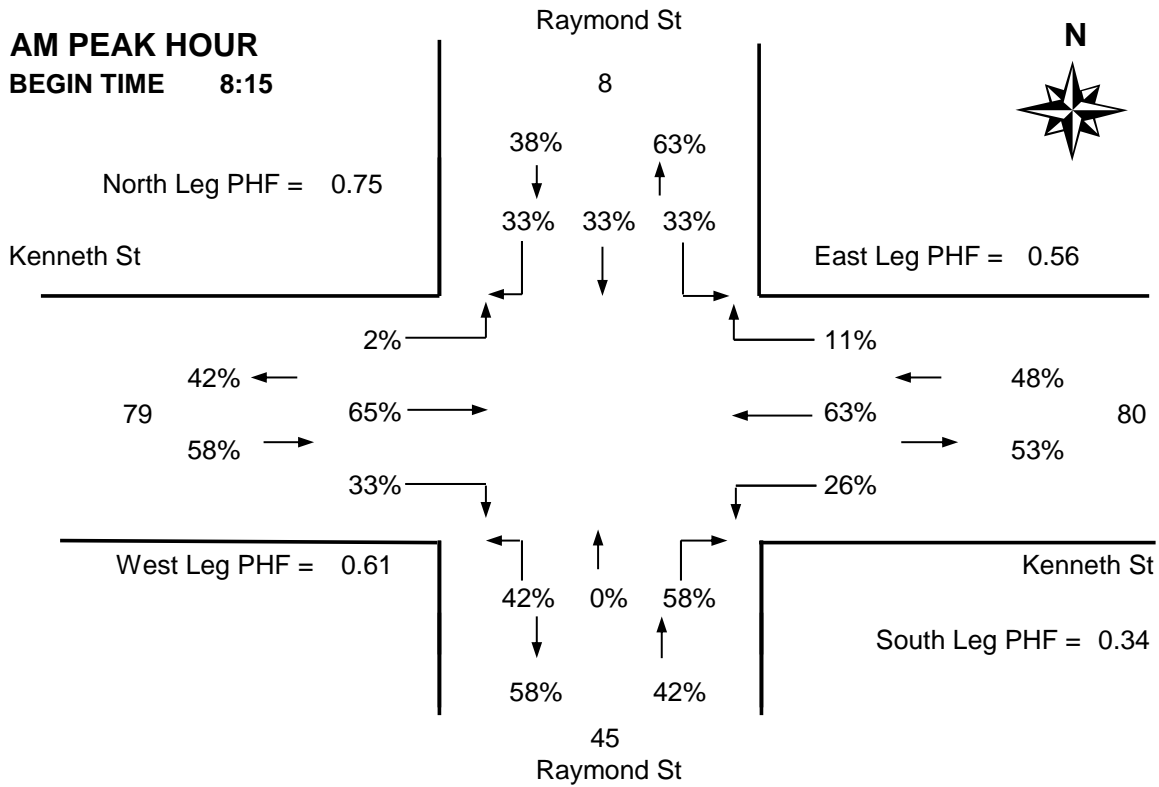


The data presented here is for information purposes only and should not be considered authoritative for construction, geotechnical, engineering, navigational, legal, or other site-specific uses. The information shared is owned by the Transportation Division of the Engineering Department at the District of Saanich. Accuracy is not guaranteed.

DISTRICT OF SAANICH 2018 TRAFFIC COUNTS

Major Route: Kenneth Street
Minor Route: Raymond Street
Date: Wednesday, September 26, 2018
Filename: Kenneth@Raymond-Sep26-2018.xls

Station #: TIN001221
Intersection Type: 4-leg
East/West Route: Kenneth Street
Weather: Clear and dry



DISTRICT OF SAANICH 2018 TRAFFIC COUNTS

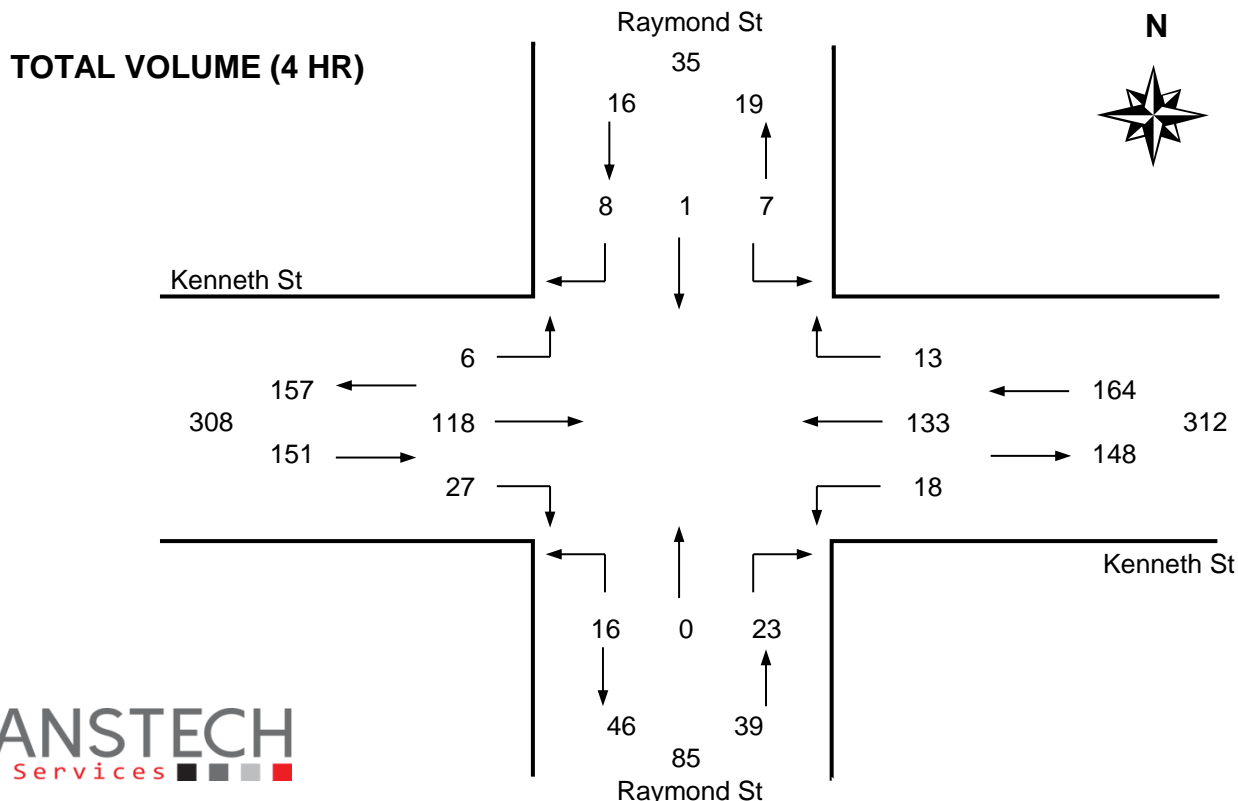
Major Route: Kenneth Street
Minor Route: Raymond Street
Date: Wednesday, September 26, 2018
Filename: Kenneth@Raymond-Sep26-2018.xls

Station #: TIN001221
Intersection Type: 4-leg
East/West Route: Kenneth Street
Weather: Clear and dry

Comments: Count ID-2018145

Vehicle Data

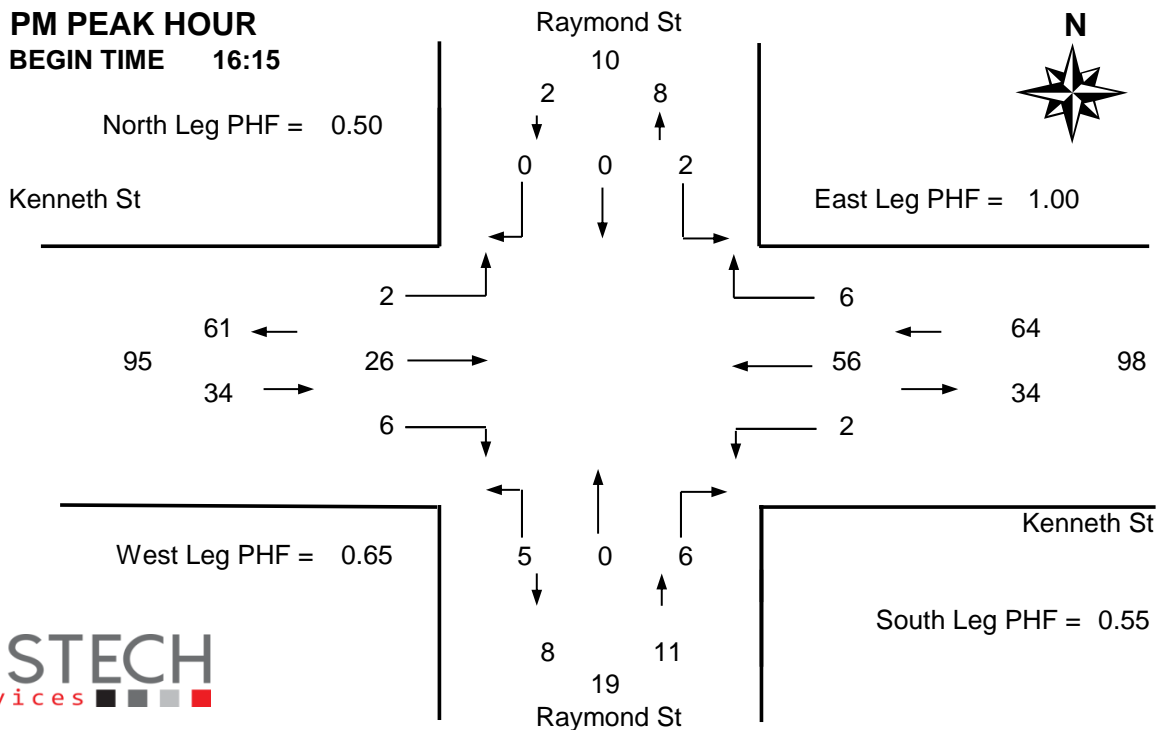
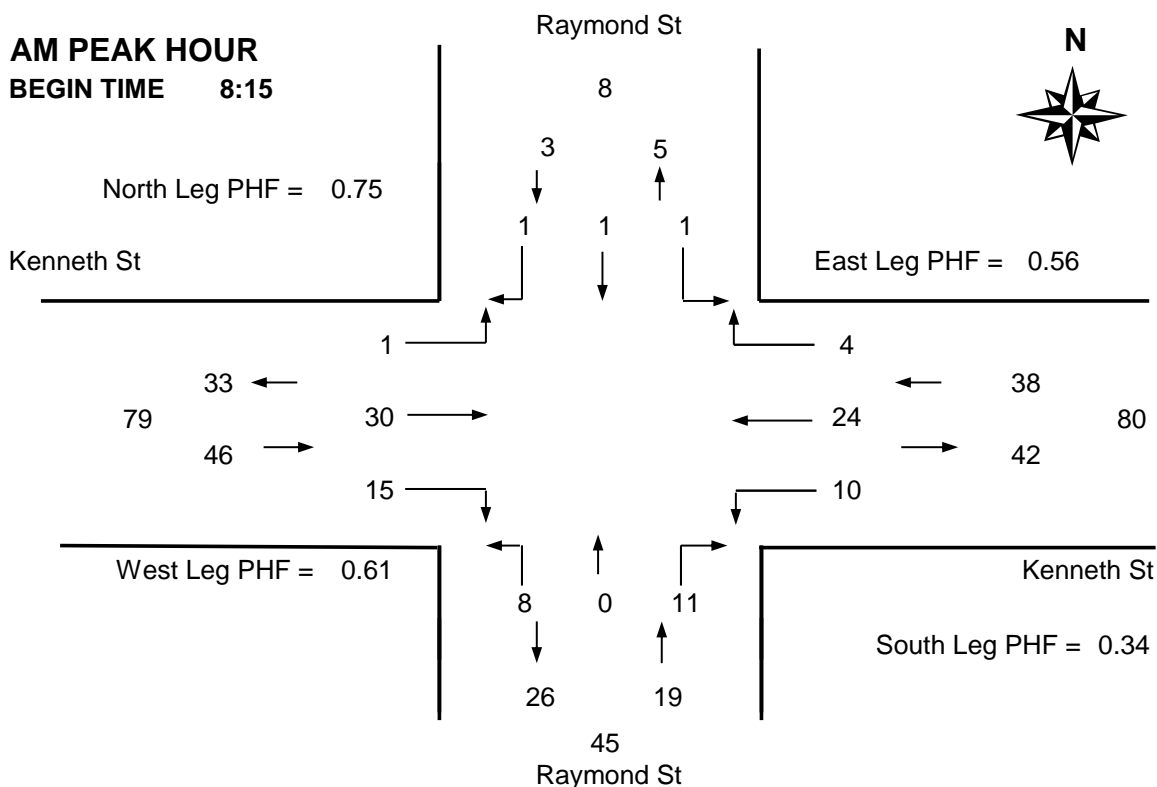
Time Period Starting	Raymond St			Raymond St			Kenneth St			Kenneth St			15 Min Total	Hourly Total	Pedestrians			
	From North			From South			From West			From East					N	S	W	E
	Left	Thru	Right	Left	Thru	Right	Left	Thru	Right	Left	Thru	Right						
7:30	1	0	0	0	0	2	0	8	1	3	4	0	19	-	0	0	0	3
7:45	0	0	1	1	0	1	1	11	1	0	4	0	20	-	2	0	0	2
8:00	1	0	0	0	0	1	0	6	3	0	4	0	15	-	2	1	1	2
8:15	0	0	0	1	0	1	0	2	3	4	12	1	24 *	78	0	0	0	5
8:30	0	0	1	2	0	0	0	13	6	3	4	0	29 *	88	0	3	0	13
8:45	1	0	0	4	0	10	0	6	6	3	4	1	35 +	103	0	1	1	2
9:00	0	1	0	1	0	0	1	9	0	0	4	2	18 *	106	0	0	0	0
9:15	1	0	5	0	0	1	1	9	0	0	6	1	24	106	0	0	0	3
Total	4	1	7	9	0	16	3	64	20	13	42	5	184	-	4	5	2	30
Pk Hr	1	1	1	8	0	11	1	30	15	10	24	4	106 *	-	0	4	1	20
Pk Hr Factor	0.25	0.25	0.25	0.50	n/a	0.28	0.25	0.58	0.63	0.63	0.50	0.50	0.76	* = Peak hour + = Peak 15 minutes				
	0.75			0.34			0.61			0.56								
15:30	0	0	1	0	0	0	0	8	0	1	12	0	22	-	2	1	0	0
15:45	0	0	0	1	0	1	0	7	1	2	6	0	18	-	0	0	0	2
16:00	1	0	0	0	0	0	0	7	0	0	7	1	16	-	0	0	0	1
16:15	0	0	0	1	0	0	1	3	3	0	15	1	24 *	80	0	0	0	5
16:30	0	0	0	1	0	2	0	12	1	0	13	3	32 *	90	1	1	1	4
16:45	1	0	0	0	0	2	0	2	1	1	13	2	22 *	94	0	0	0	2
17:00	1	0	0	3	0	2	1	9	1	1	15	0	33 +	111	0	1	0	0
17:15	0	0	0	1	0	0	1	6	0	0	10	1	19	106	1	0	0	0
Total	3	0	1	7	0	7	3	54	7	5	91	8	186	-	4	3	1	14
Pk Hr	2	0	0	5	0	6	2	26	6	2	56	6	111 *	-	1	2	1	11
Pk Hr Factor	0.50	n/a	n/a	0.42	n/a	0.75	0.50	0.54	0.50	0.50	0.93	0.50	0.84					
	0.50			0.55			0.65			1.00								



DISTRICT OF SAANICH 2018 TRAFFIC COUNTS

Major Route: Kenneth Street
Minor Route: Raymond Street
Date: Wednesday, September 26, 2018
Filename: Kenneth@Raymond-Sep26-2018.xls

Station #: TIN001221
Intersection Type: 4-leg
East/West Route: Kenneth Street
Weather: Clear and dry



DISTRICT OF SAANICH 2018 TRAFFIC COUNTS

Major Route: Kenneth Street
Minor Route: Raymond Street
Date: Wednesday, September 26, 2018
Filename: Kenneth@Raymond-Sep26-2018.xls

Station #: TIN001221
Intersection Type: 4-leg
East/West Route: Kenneth Street
Weather: Clear and dry

Comments: Count ID-2018145

Bicycle Data

Time Period Starting	Raymond St			Raymond St			Kenneth St			Kenneth St			15 Min Total	Hourly Total
	From North			From South			From West			From East				
	Left	Thru	Right	Left	Thru	Right	Left	Thru	Right	Left	Thru	Right		
7:30	0	0	1	0	1	0	0	0	0	0	0	0	2 *	-
7:45	0	4	0	0	1	0	0	0	0	0	0	0	5 *	-
8:00	0	5	0	0	0	0	0	0	0	0	1	0	6 +	-
8:15	0	2	0	0	0	0	0	0	0	0	0	0	2 *	15
8:30	0	2	0	0	0	0	0	0	0	0	0	0	2	15
8:45	0	4	0	0	0	0	0	0	0	0	1	0	5	15
9:00	0	0	0	0	0	0	0	0	0	0	0	0	0	9
9:15	0	0	0	0	0	0	0	0	0	0	0	0	0	7
Total	0	17	1	0	2	0	0	0	0	0	2	0	22	-
Pk Hr	0	11	1	0	2	0	0	0	0	0	1	0	15 *	-
15x4	0	20	4	0	4	0	0	0	0	0	4	0	24 +	-

15:30	0	1	0	1	0	0	0	0	0	0	0	0	2	-
15:45	0	2	0	0	1	0	0	0	0	0	0	0	3	-
16:00	0	0	0	0	0	0	0	0	0	0	0	0	0	-
16:15	0	1	0	0	0	0	0	1	0	0	0	1	3	8
16:30	0	1	0	0	0	0	0	0	0	0	0	0	1 *	7
16:45	0	0	0	0	3	0	0	0	0	0	0	0	3 *	7
17:00	0	2	0	0	2	0	0	0	0	0	0	0	4 +	11
17:15	0	2	0	0	2	0	0	0	0	0	0	0	4 *	12
Total	0	9	0	1	8	0	0	1	0	0	0	1	20	-
Pk Hr	0	5	0	0	7	0	0	0	0	0	0	0	12 *	-
15x4	0	8	0	0	12	0	0	0	0	0	0	0	16 +	-

4 Hr	0	26	1	1	10	0	0	1	0	0	2	1	42	84
------	---	----	---	---	----	---	---	---	---	---	---	---	----	----

PEAK HOUR SUMMARY

