

Kenmore Road @ Torquay Drive

Thursday, March 08, 2018

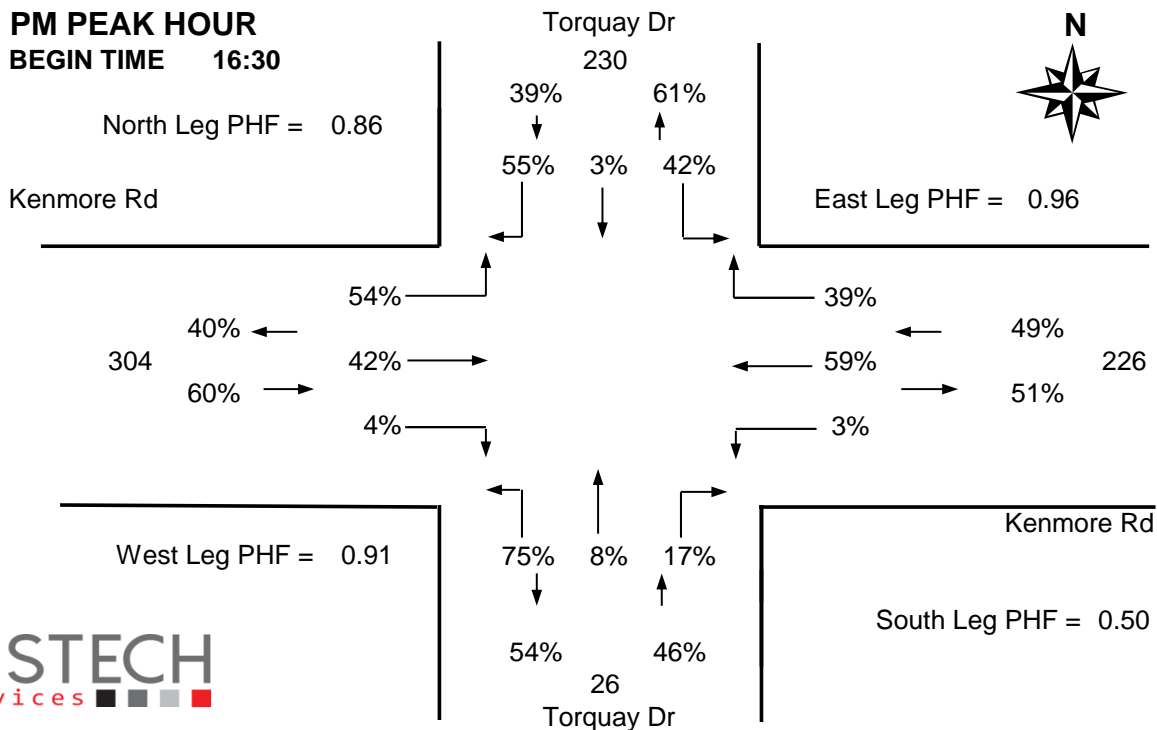
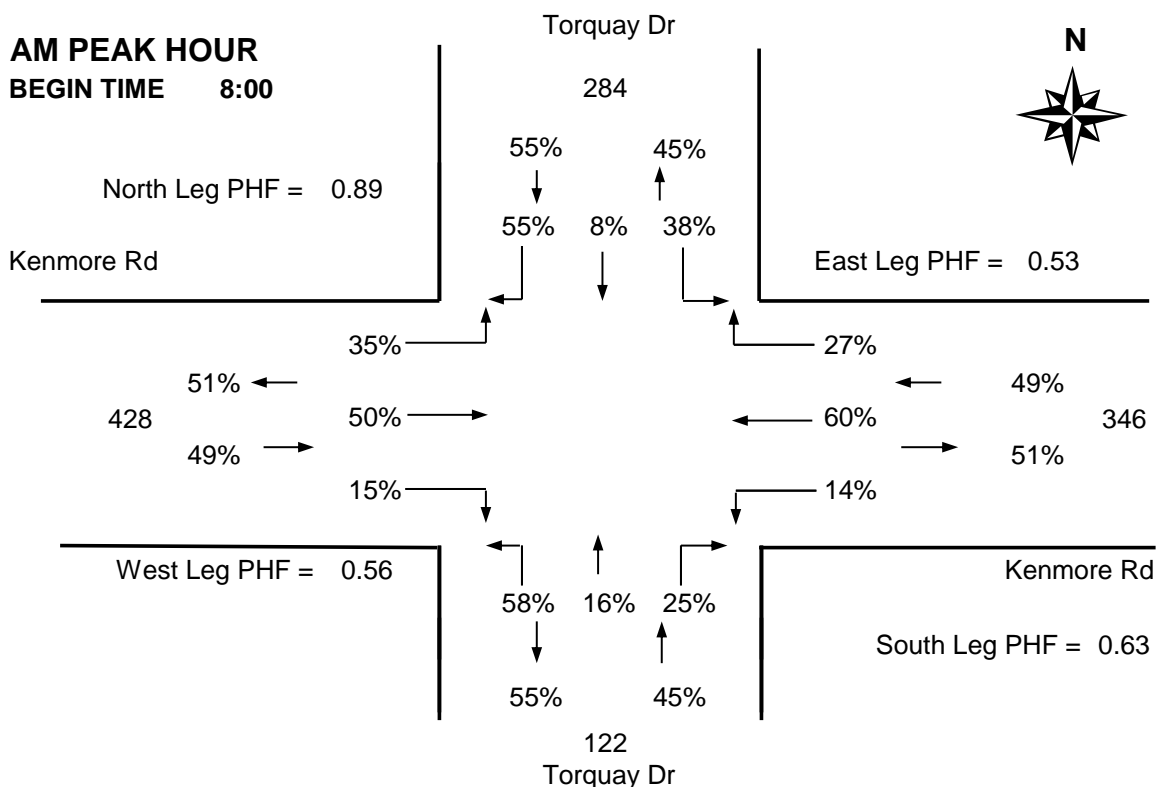


The data presented here is for information purposes only and should not be considered authoritative for construction, geotechnical, engineering, navigational, legal, or other site-specific uses. The information shared is owned by the Transportation Division of the Engineering Department at the District of Saanich. Accuracy is not guaranteed.

DISTRICT OF SAANICH 2018 TRAFFIC COUNTS

Major Route: Kenmore Road
Minor Route: Torquay Drive
Date: Thursday, March 8, 2018
Filename: Kenmore@Torquay-Mar8-2018.xls

Station #: TIN000438
Intersection Type: 4-leg
East/West Route: Kenmore Road
Weather: Cloudy and damp



DISTRICT OF SAANICH 2018 TRAFFIC COUNTS

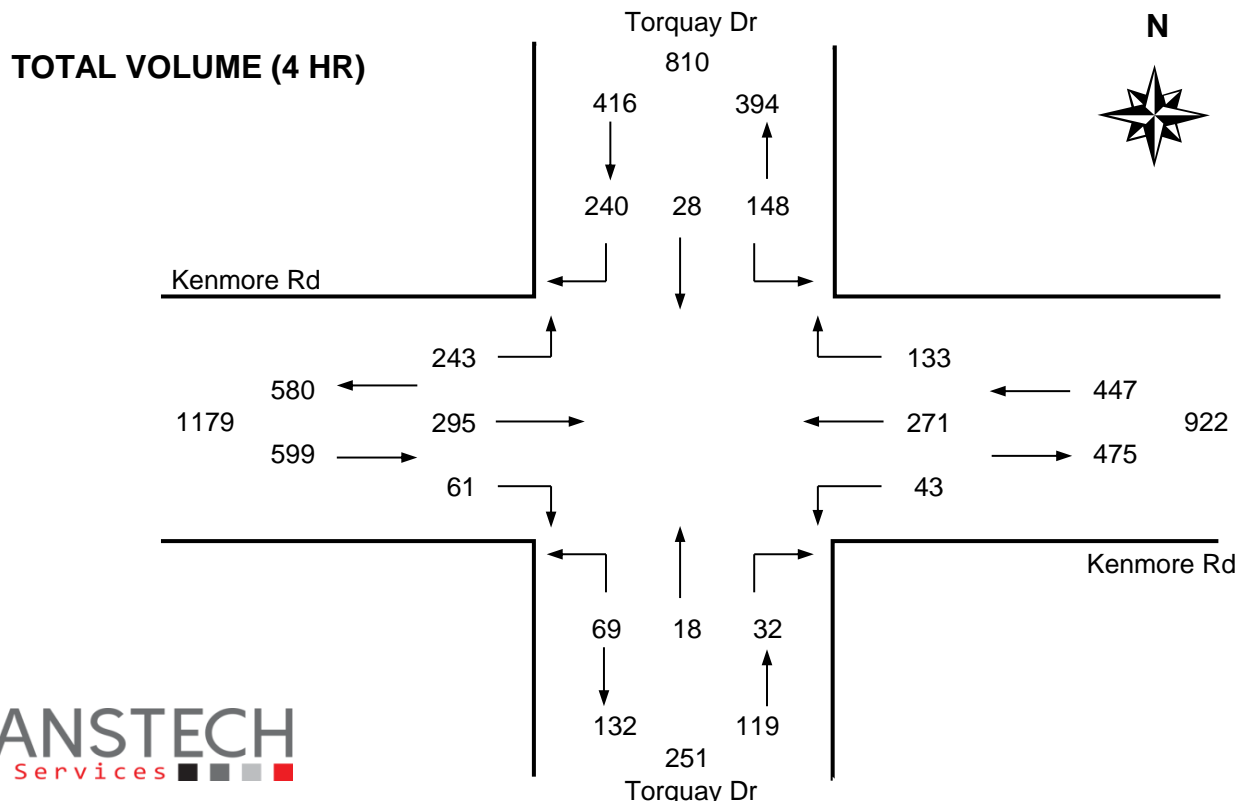
Major Route: Kenmore Road
Minor Route: Torquay Drive
Date: Thursday, March 8, 2018
Filename: Kenmore@Torquay-Mar8-2018.xls

Station #: TIN000438
Intersection Type: 4-leg
East/West Route: Kenmore Road
Weather: Cloudy and damp

Comments:

Vehicle Data

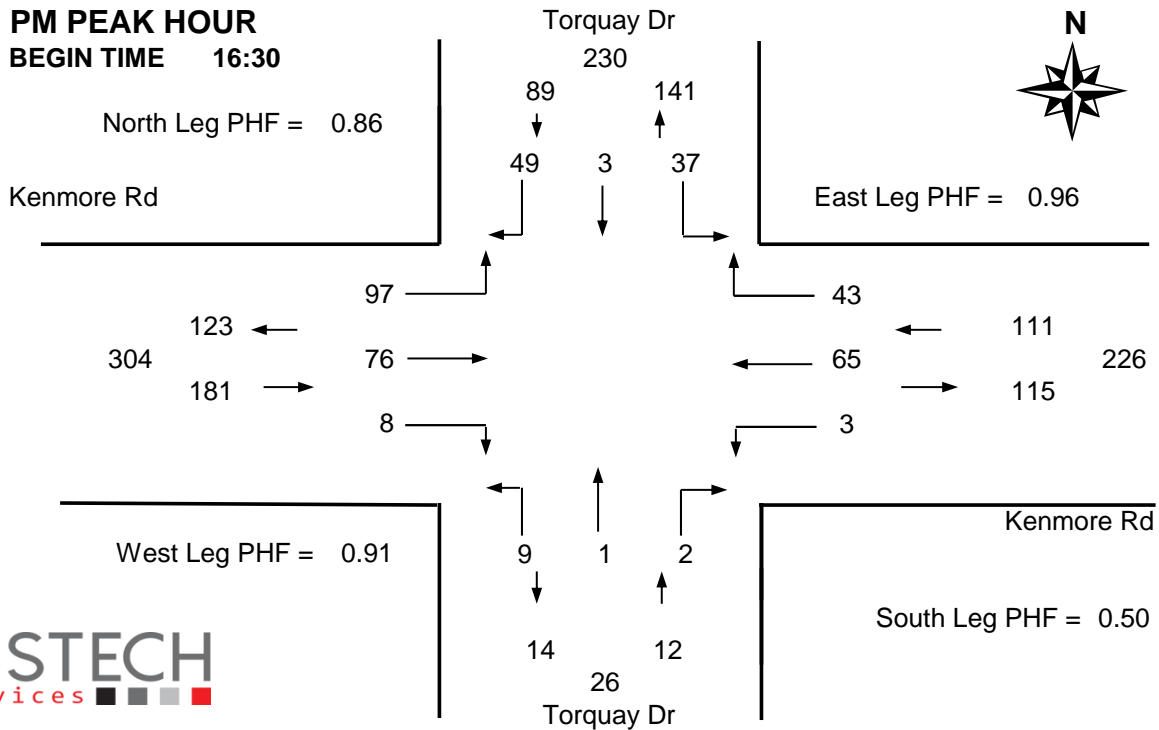
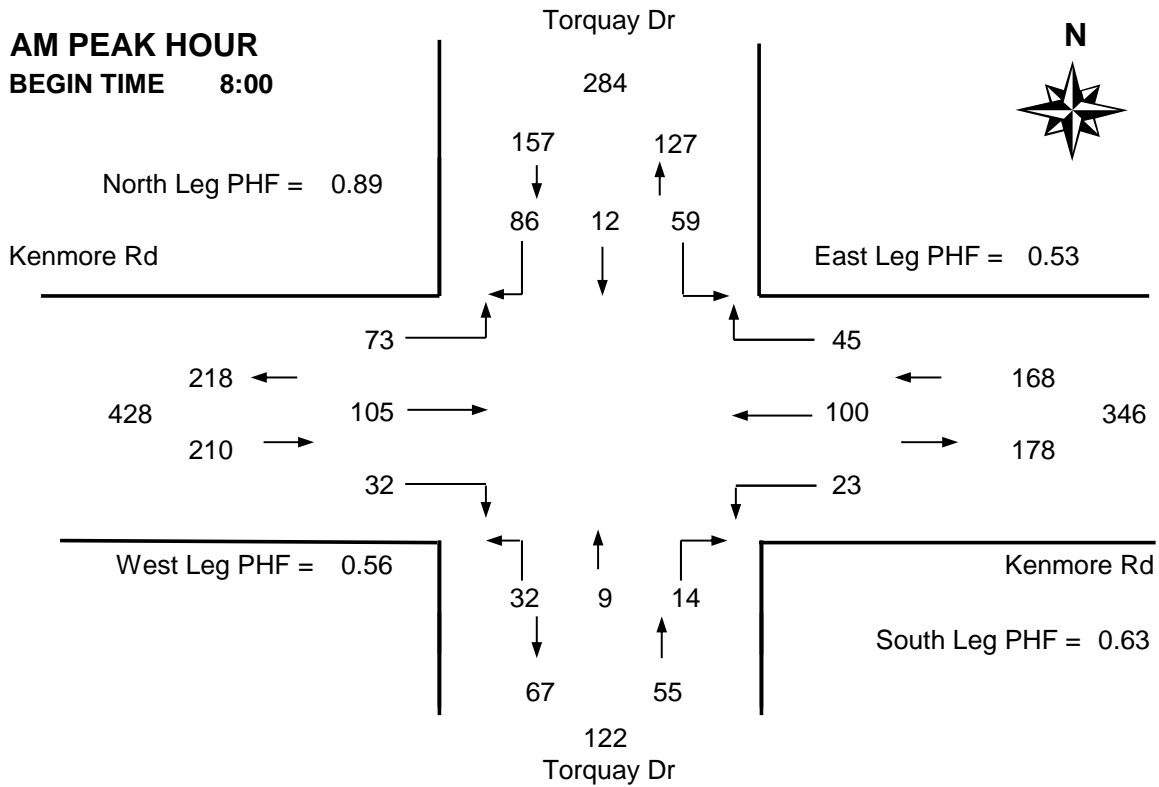
Time Period Starting	Torquay Dr			Torquay Dr			Kenmore Rd			Kenmore Rd			15 Min Total	Hourly Total	Pedestrians			
	From North			From South			From West			From East					N	S	W	E
	Left	Thru	Right	Left	Thru	Right	Left	Thru	Right	Left	Thru	Right						
7:30	5	2	27	2	1	0	11	11	2	0	13	6	80	-	0	2	0	2
7:45	9	3	12	1	0	0	6	20	1	1	25	6	84	-	0	2	0	1
8:00	24	3	17	5	1	0	13	24	5	0	23	7	122 *	-	0	6	0	14
8:15	19	3	17	8	1	4	10	28	7	6	25	8	136 *	422	2	23	2	16
8:30	6	3	32	7	4	3	38	42	13	12	41	26	227 +	569	7	50	5	42
8:45	10	3	20	12	3	7	12	11	7	5	11	4	105 *	590	0	11	1	19
9:00	10	1	13	0	2	1	6	13	2	1	13	2	64	532	3	5	1	7
9:15	4	0	8	1	0	0	5	6	0	0	7	3	34	430	3	2	0	2
Total	87	18	146	36	12	15	101	155	37	25	158	62	852	-	15	101	9	103
Pk Hr	59	12	86	32	9	14	73	105	32	23	100	45	590 *	-	9	90	8	91
Pk Hr Factor	0.61	1.00	0.67	0.67	0.56	0.50	0.48	0.63	0.62	0.48	0.61	0.43	0.65	* = Peak hour + = Peak 15 minutes				
	0.89			0.63			0.56			0.53								
15:30	7	0	11	7	0	4	8	7	3	2	13	6	68	-	2	6	2	6
15:45	8	6	16	6	4	3	11	18	10	5	11	4	102	-	1	7	1	4
16:00	5	0	8	8	1	7	10	23	0	6	9	8	85	-	2	2	3	4
16:15	4	1	10	3	0	1	16	16	3	2	15	10	81	336	1	0	1	1
16:30	11	0	8	3	0	0	28	19	2	1	15	10	97 *	365	1	1	2	5
16:45	8	0	15	3	1	2	12	22	2	1	18	10	94 *	357	3	0	0	1
17:00	4	2	15	2	0	0	31	12	3	1	14	12	96 *	368	0	1	3	4
17:15	14	1	11	1	0	0	26	23	1	0	18	11	106 +	393	0	1	1	3
Total	61	10	94	33	6	17	142	140	24	18	113	71	729	-	10	18	13	28
Pk Hr	37	3	49	9	1	2	97	76	8	3	65	43	393 *	-	4	3	6	13
Pk Hr Factor	0.66	0.38	0.82	0.75	0.25	0.25	0.78	0.83	0.67	0.75	0.90	0.90	0.93					
	0.86			0.50			0.91			0.96								



DISTRICT OF SAANICH 2018 TRAFFIC COUNTS

Major Route: Kenmore Road
Minor Route: Torquay Drive
Date: Thursday, March 8, 2018
Filename: Kenmore@Torquay-Mar8-2018.xls

Station #: TIN000438
Intersection Type: 4-leg
East/West Route: Kenmore Road
Weather: Cloudy and damp



DISTRICT OF SAANICH 2018 TRAFFIC COUNTS

Major Route: Kenmore Road
Minor Route: Torquay Drive
Date: Thursday, March 8, 2018
Filename: Kenmore@Torquay-Mar8-2018.xls

Station #: TIN000438
Intersection Type: 4-leg
East/West Route: Kenmore Road
Weather: Cloudy and damp

Comments:

Bicycle Data

Time Period Starting	Torquay Dr			Torquay Dr			Kenmore Rd			Kenmore Rd			15 Min Total	Hourly Total
	From North			From South			From West			From East				
	Left	Thru	Right	Left	Thru	Right	Left	Thru	Right	Left	Thru	Right		
7:30	0	2	0	0	0	0	0	0	0	0	0	0	2	-
7:45	0	1	0	0	0	0	0	0	1	2	0	0	4	-
8:00	0	1	0	0	0	0	0	0	1	0	0	0	2 *	-
8:15	0	1	0	0	0	0	0	0	1	0	0	0	2 *	10
8:30	0	1	0	0	0	0	0	0	0	0	0	0	1 *	9
8:45	0	5	0	0	0	0	0	0	1	1	0	0	7 +	12
9:00	0	1	0	0	0	0	0	0	0	0	0	0	1	11
9:15	0	1	0	0	0	0	0	0	0	0	0	0	1	10
Total	0	13	0	0	0	0	0	0	4	3	0	0	20	-
Pk Hr	0	8	0	0	0	0	0	0	3	1	0	0	12 *	-
15x4	0	20	0	0	0	0	0	0	4	4	0	0	28 +	-

15:30	0	0	0	1	1	0	0	0	0	0	0	0	2	-
15:45	0	0	0	0	0	1	0	0	0	0	0	0	1 *	-
16:00	0	0	1	0	2	0	0	0	0	0	0	0	3 +	-
16:15	0	0	0	0	2	0	0	0	0	0	0	0	2 *	8
16:30	0	0	0	0	3	0	0	0	0	0	0	0	3 *	9
16:45	0	0	0	1	0	0	0	0	0	0	0	0	1	9
17:00	0	1	0	0	0	0	0	0	0	0	0	0	1	7
17:15	0	0	0	1	0	1	0	0	0	0	0	0	2	7
Total	0	1	1	3	8	2	0	0	0	0	0	0	15	-
Pk Hr	0	0	1	0	7	1	0	0	0	0	0	0	9 *	-
15x4	0	0	4	0	12	4	0	0	0	0	0	0	12 +	-

4 Hr	0	14	1	3	8	2	0	0	4	3	0	0	35	70
-------------	----------	-----------	----------	----------	----------	----------	----------	----------	----------	----------	----------	----------	-----------	-----------

PEAK HOUR SUMMARY

