

Grandview Drive @ Ferndale Road

Thursday, March 08, 2018

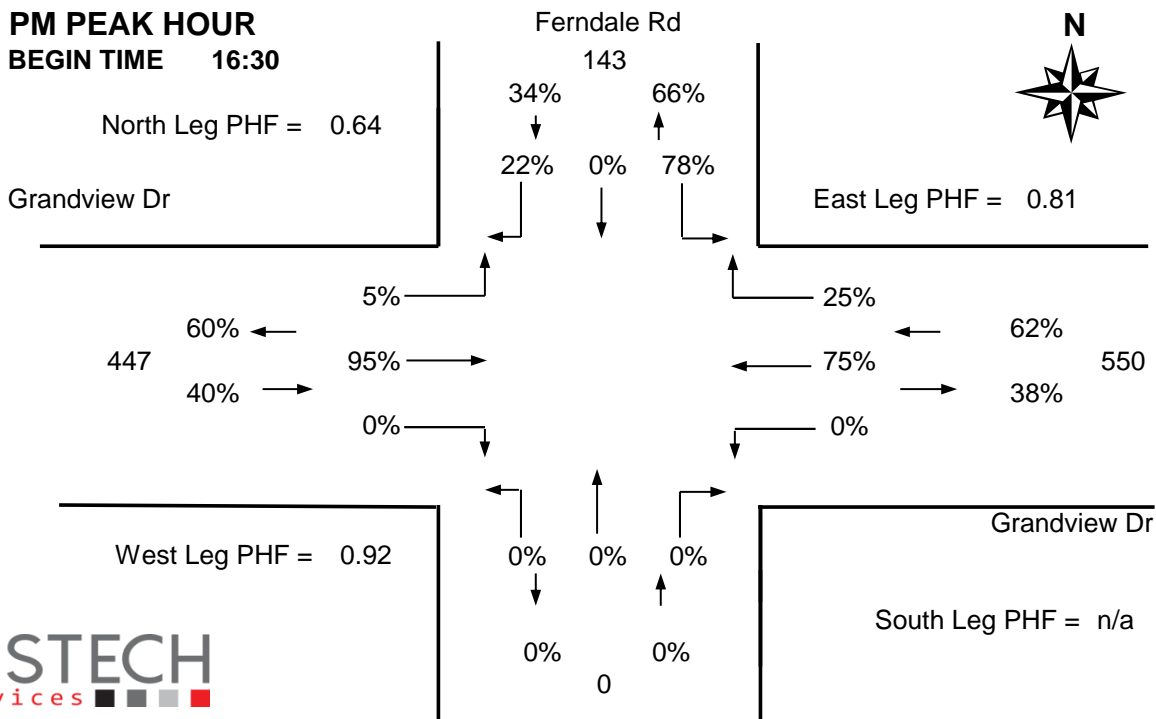
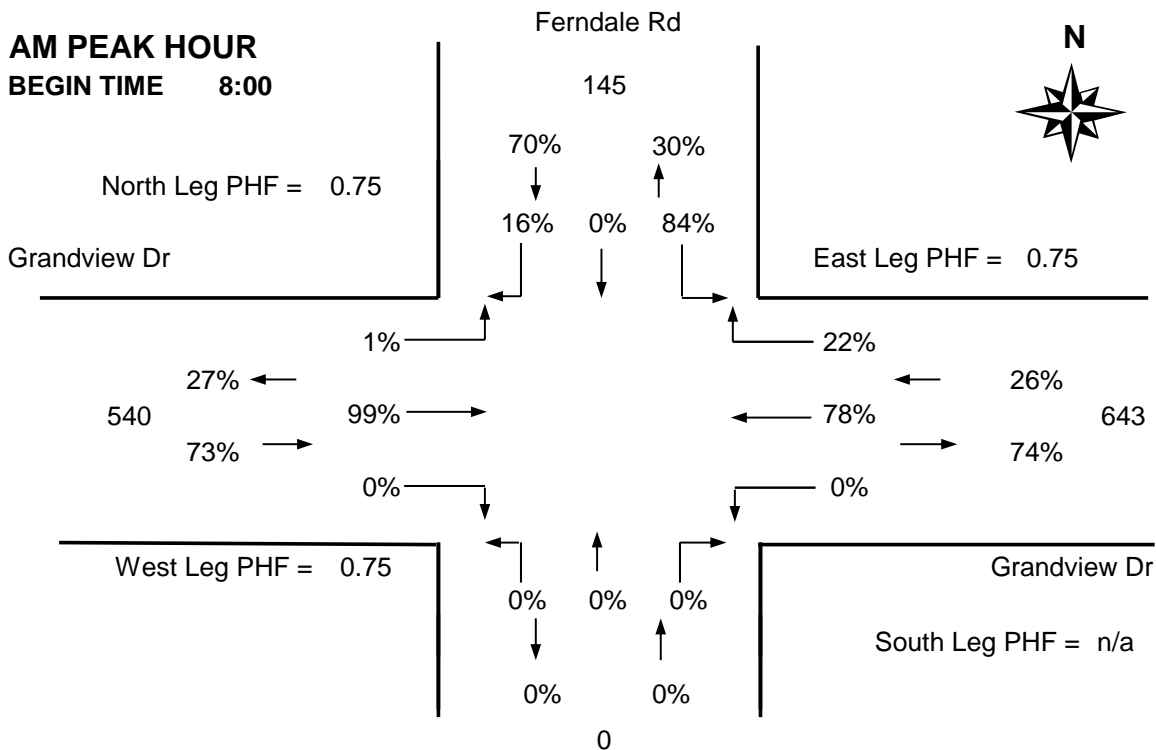


The data presented here is for information purposes only and should not be considered authoritative for construction, geotechnical, engineering, navigational, legal, or other site-specific uses. The information shared is owned by the Transportation Division of the Engineering Department at the District of Saanich. Accuracy is not guaranteed.

DISTRICT OF SAANICH 2018 TRAFFIC COUNTS

Major Route: Grandview Drive
Minor Route: Ferndale Road
Date: Thursday, March 8, 2018
Filename: Grandview@Ferndale-Mar8-2018.xls

Station #: TIN000369
Intersection Type: 3-leg north approach
East/West Route: Grandview Drive
Weather: Cloudy and damp



DISTRICT OF SAANICH 2018 TRAFFIC COUNTS

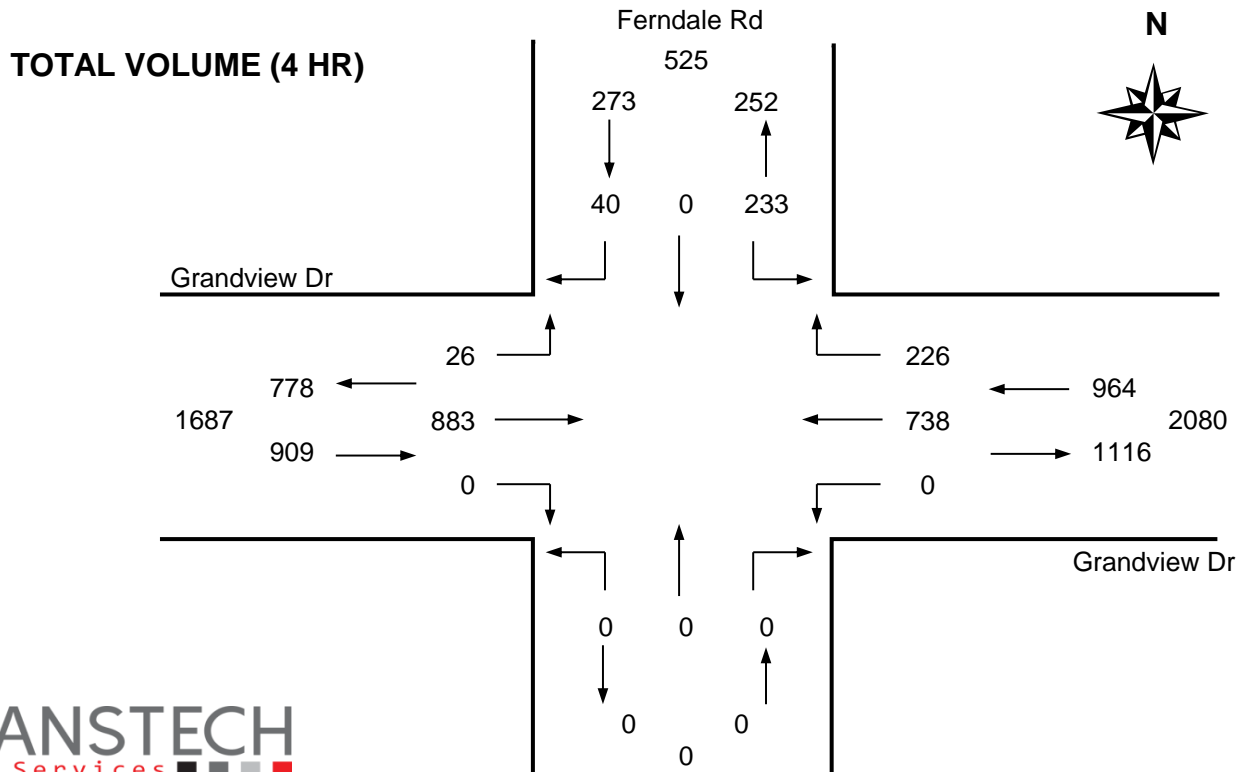
Major Route: Grandview Drive
Minor Route: Ferndale Road
Date: Thursday, March 8, 2018
Filename: Grandview@Ferndale-Mar8-2018.xls

Station #: TIN000369
Intersection Type: 3-leg north approach
East/West Route: Grandview Drive
Weather: Cloudy and damp

Comments:

Vehicle Data

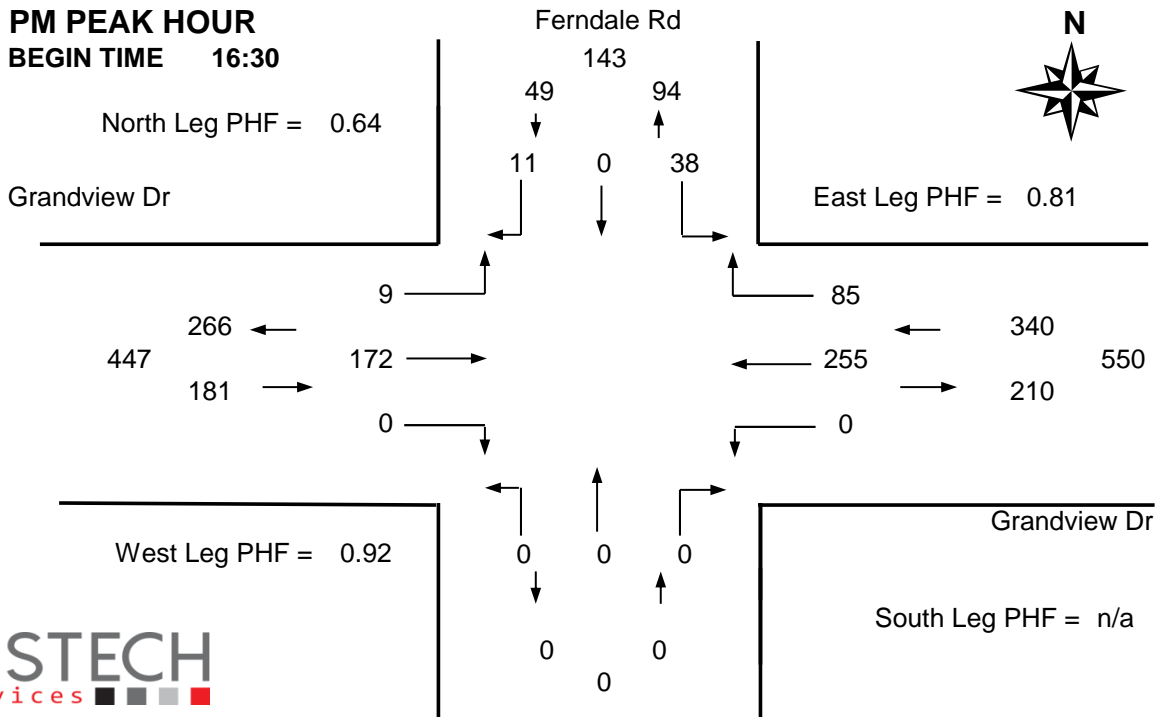
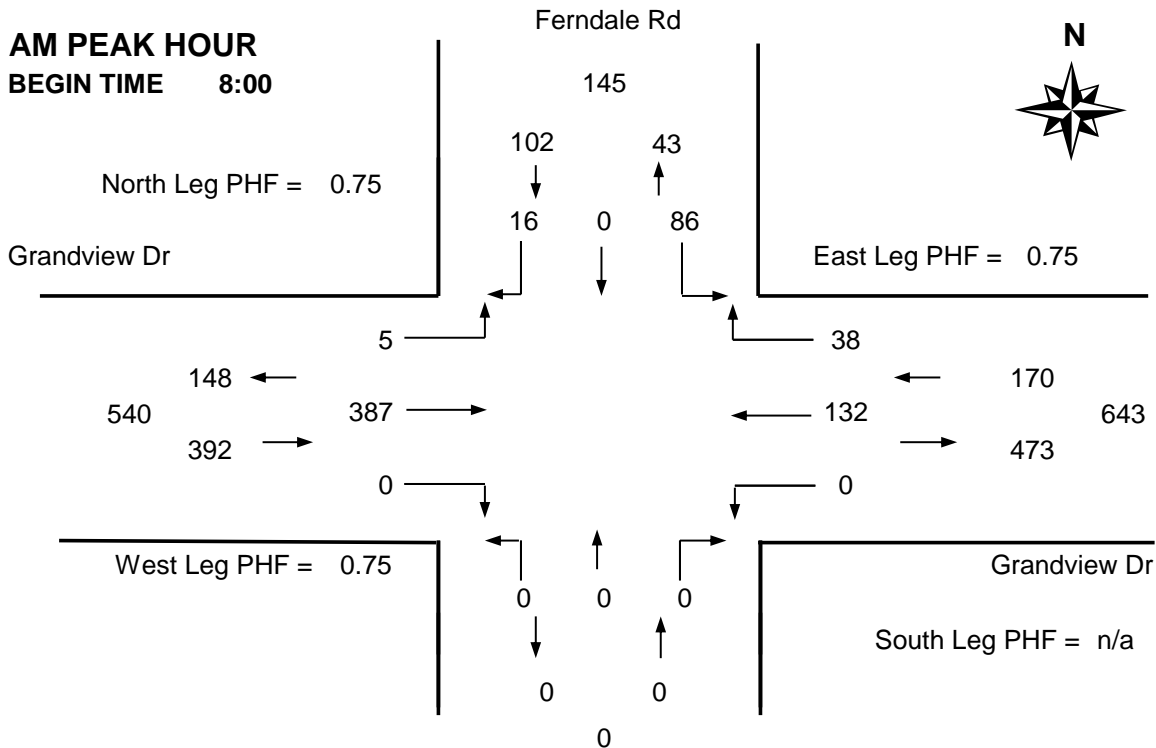
Time Period Starting	Ferndale Rd			Grandview Dr			Grandview Dr			15 Min Total	Hourly Total	Pedestrians						
	From North			From South			From West					From East			N	S	W	E
	Left	Thru	Right	Left	Thru	Right	Left	Thru	Right			Left	Thru	Right				
7:30	17		2				0	24			17	5	65	-	1		0	1
7:45	24		2				0	66			19	9	120	-	0		0	1
8:00	30		4				0	120			25	6	185 *	-	1		0	2
8:15	31		2				0	130			35	9	207 +	577	1		0	6
8:30	13		6				2	67			45	12	145 *	657	0		0	7
8:45	12		4				3	70			27	11	127 *	664	1		2	1
9:00	17		1				4	55			27	7	111	590	0		0	0
9:15	12		1				0	44			19	5	81	464	0		1	1
Total	156	0	22	0	0	0	9	576	0	0	214	64	1041	-	4	0	3	19
Pk Hr	86	0	16	0	0	0	5	387	0	0	132	38	664 *	-	3	0	2	16
Pk Hr Factor	0.69	n/a	0.67	n/a	n/a	n/a	0.42	0.74	n/a	n/a	0.73	0.79	0.80	* = Peak hour + = Peak 15 minutes				
	0.75			n/a			0.75			0.75								
15:30	13		2				4	27			82	28	156	-	0		0	3
15:45	9		2				2	36			64	17	130	-	0		0	1
16:00	6		3				2	36			68	17	132	-	4		0	0
16:15	11		0				0	36			55	15	117	535	0		3	4
16:30	11		2				1	48			80	25	167 +	546	1		0	0
16:45	5		1				1	45			64	23	139 *	555	0		0	2
17:00	14		5				3	40			56	18	136 *	559	0		0	1
17:15	8		3				4	39			55	19	128 *	570	0		0	1
Total	77	0	18	0	0	0	17	307	0	0	524	162	1105	-	5	0	3	12
Pk Hr	38	0	11	0	0	0	9	172	0	0	255	85	570 *	-	1	0	0	4
Pk Hr Factor	0.68	n/a	0.55	n/a	n/a	n/a	0.56	0.90	n/a	n/a	0.80	0.85	0.85					
	0.64			n/a			0.92			0.81								



DISTRICT OF SAANICH 2018 TRAFFIC COUNTS

Major Route: Grandview Drive
Minor Route: Ferndale Road
Date: Thursday, March 8, 2018
Filename: Grandview@Ferndale-Mar8-2018.xls

Station #: TIN000369
Intersection Type: 3-leg north approach
East/West Route: Grandview Drive
Weather: Cloudy and damp



DISTRICT OF SAANICH 2018 TRAFFIC COUNTS

Major Route: Grandview Drive
Minor Route: Ferndale Road
Date: Thursday, March 8, 2018
Filename: Grandview@Ferndale-Mar8-2018.xls

Station #: TIN000369
Intersection Type: 3-leg north approach
East/West Route: Grandview Drive
Weather: Cloudy and damp

Comments:

Bicycle Data

Time Period Starting	Ferndale Rd			Grandview Dr			Grandview Dr			15 Min Total	Hourly Total			
	From North			From South			From West					From East		
	Left	Thru	Right	Left	Thru	Right	Left	Thru	Right			Left	Thru	Right
7:30	0		0				0	0			0	0	0	-
7:45	0		0				0	0			0	0	0	-
8:00	0		0				0	1			0	0	1 *	-
8:15	0		0				0	0			1	0	1 *	2
8:30	0		0				0	0			2	0	2 +	4
8:45	1		0				0	0			0	0	1 *	5
9:00	0		0				0	0			0	0	0	4
9:15	0		0				0	0			0	0	0	3
Total	1	0	0	0	0	0	0	1	0	0	3	0	5	-
Pk Hr	1	0	0	0	0	0	0	1	0	0	3	0	5 *	-
15x4	4	0	0	0	0	0	0	4	0	0	8	0	8 +	-

15:30	0		0				0	0			0	1	1	-
15:45	0		0				0	0			0	0	0	-
16:00	0		0				0	0			0	0	0	-
16:15	1		0				0	0			0	0	1	2
16:30	0		0				0	0			0	0	0 *	1
16:45	0		0				0	1			0	0	1 *	2
17:00	0		0				0	0			1	1	2 *	4
17:15	0		1				0	0			1	1	3 +	6
Total	1	0	1	0	0	0	0	1	0	0	2	3	8	-
Pk Hr	0	0	1	0	0	0	0	1	0	0	2	2	6 *	-
15x4	0	0	4	0	0	0	0	4	0	0	4	4	12 +	-

4 Hr	2	0	1	0	0	0	0	2	0	0	5	3	13	26
-------------	----------	----------	----------	----------	----------	----------	----------	----------	----------	----------	----------	----------	-----------	-----------

PEAK HOUR SUMMARY

