

Gorge Road West @ Colquitz Avenue

Tuesday, February 21, 2017

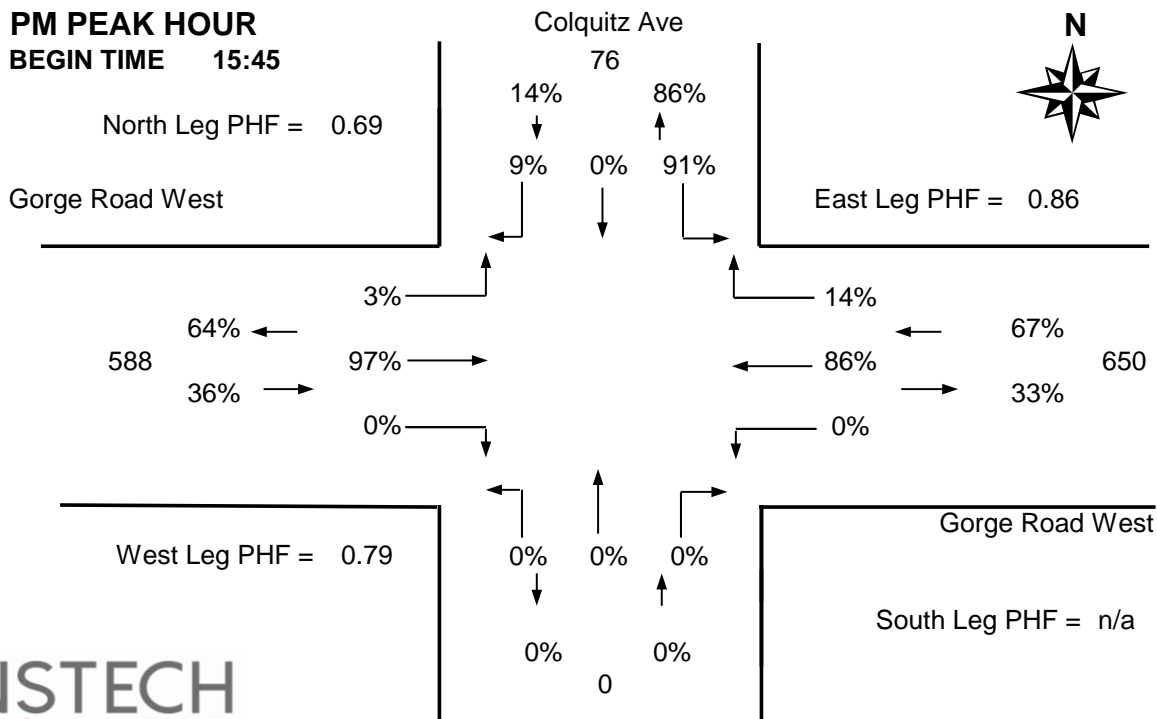
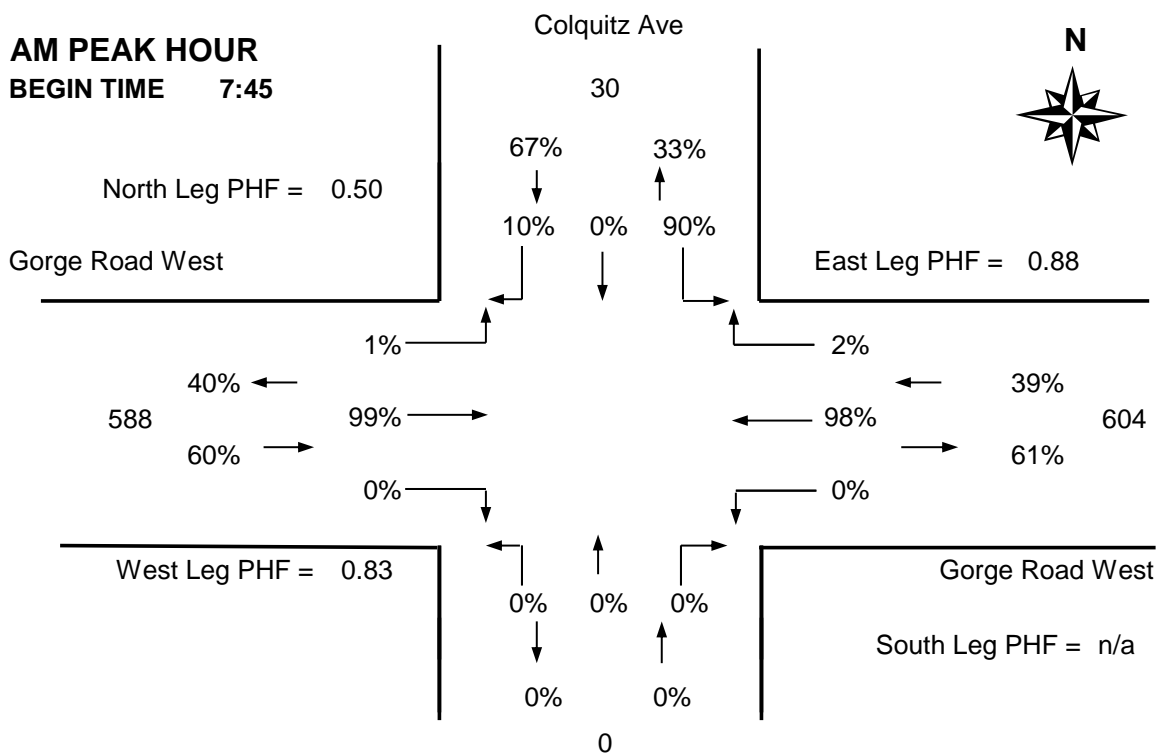


The data presented here is for information purposes only and should not be considered authoritative for construction, geotechnical, engineering, navigational, legal, or other site-specific uses. The information shared is owned by the Transportation Division of the Engineering Department at the District of Saanich. Accuracy is not guaranteed.

DISTRICT OF SAANICH 2017 TRAFFIC COUNTS

Major Route: Gorge Road West
Minor Route: Colquitz Avenue
Date: Tuesday, February 21, 2017
Filename: Gorge Road West@Colquitz-Feb21-2017.xls

Station #: TIN001098
Intersection Type: 3-leg north approach
East/West Route: Gorge Road West
Weather: Clear and dry



DISTRICT OF SAANICH 2017 TRAFFIC COUNTS

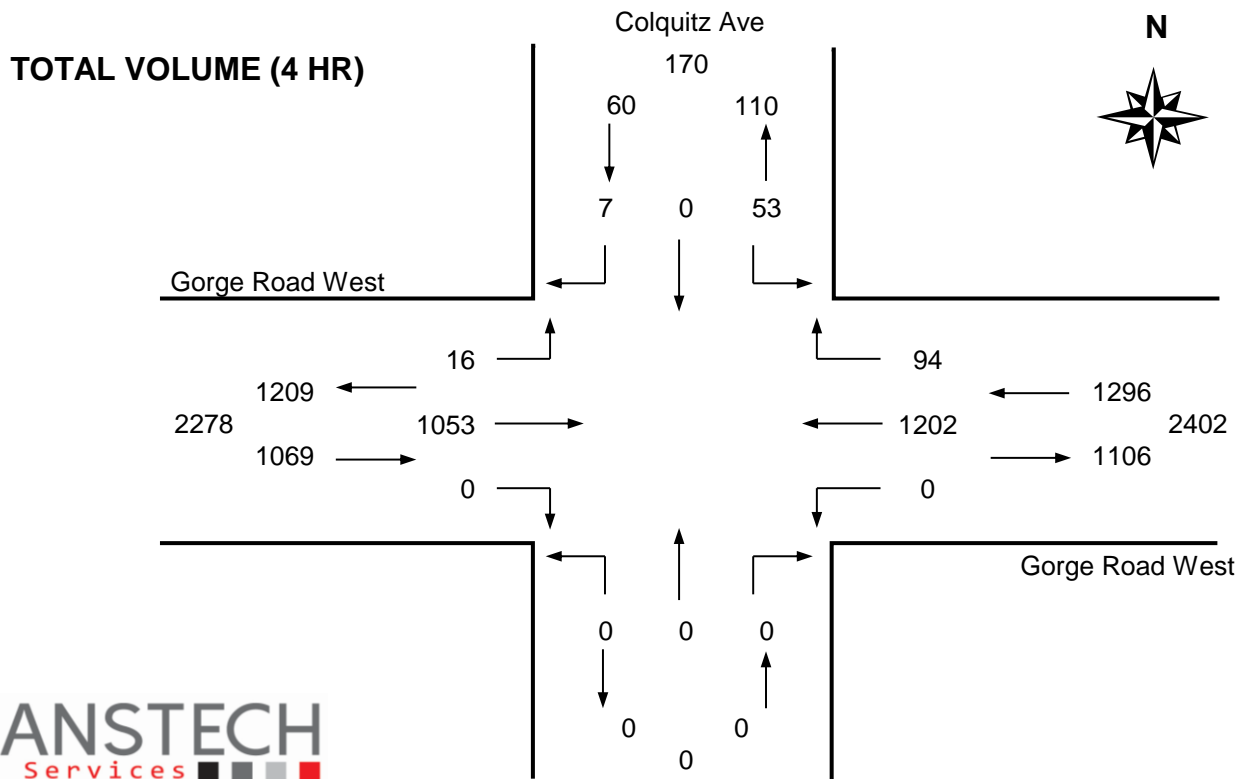
Major Route: Gorge Road West
Minor Route: Colquitz Avenue
Date: Tuesday, February 21, 2017
Filename: Gorge Road West@Colquitz-Feb21-2017.xls

Station #: TIN001098
Intersection Type: 3-leg north approach
East/West Route: Gorge Road West
Weather: Clear and dry

Comments:

Vehicle Data

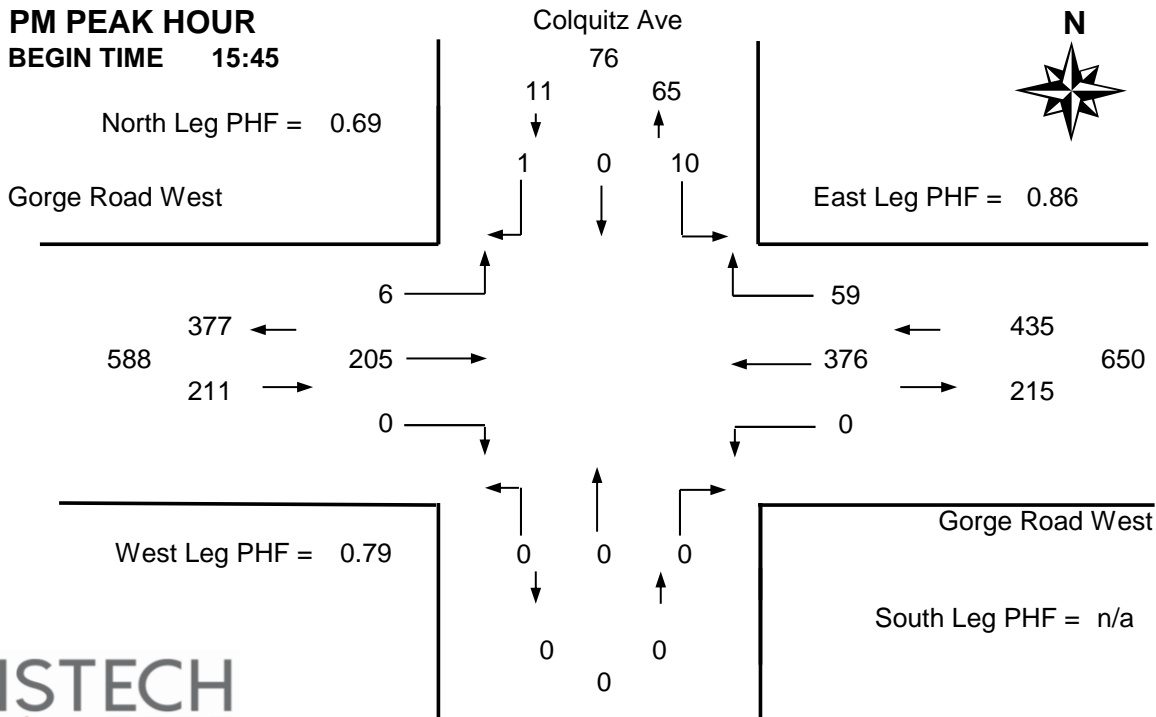
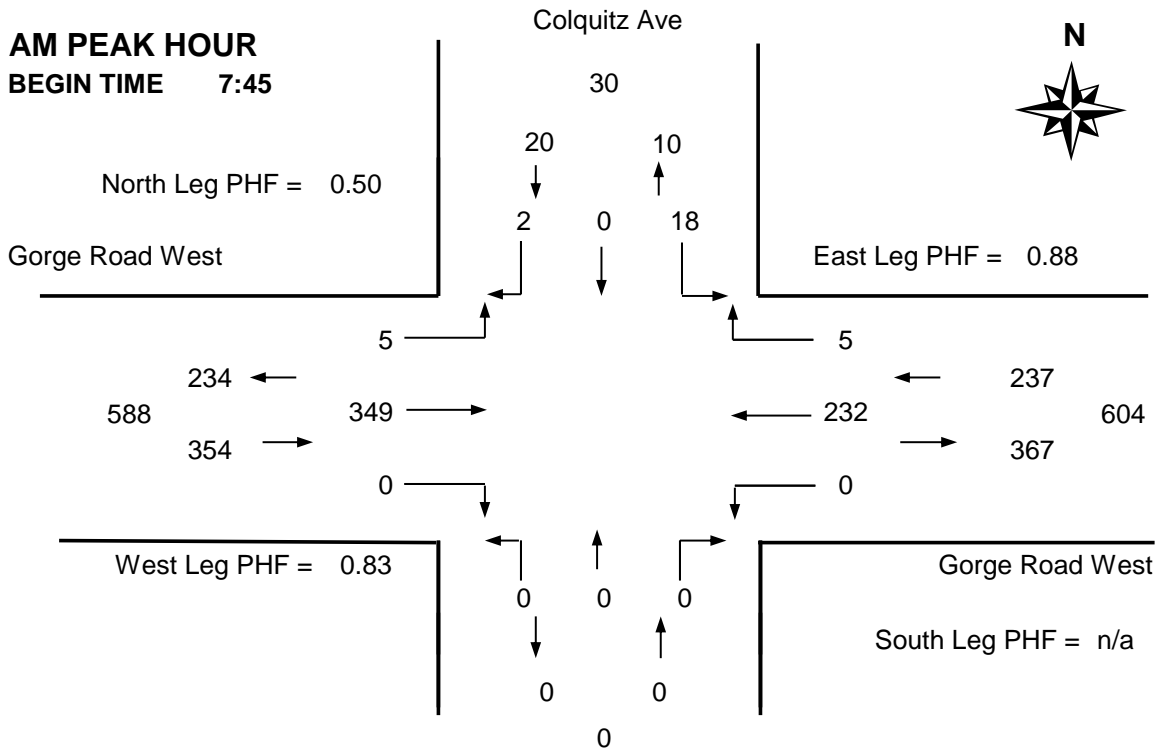
Time Period Starting	Colquitz Ave			Gorge Road West			Gorge Road West			15 Min Total	Hourly Total	Pedestrians						
	From North			From South			From West					From East			N	S	W	E
	Left	Thru	Right	Left	Thru	Right	Left	Thru	Right			Left	Thru	Right				
7:30	5		1				0	81			45	0	132	-	0		1	
7:45	3		1				0	88			45	2	139 *	-	0		0	
8:00	9		1				2	77			63	1	153 *	-	0		2	
8:15	3		0				1	105			59	0	168 +	592	0		0	
8:30	3		0				2	79			65	2	151 *	611	1		1	
8:45	4		0				0	76			55	0	135	607	0		3	
9:00	6		1				1	70			51	0	129	583	1		2	
9:15	3		0				0	54			57	2	116	531	0		3	
Total	36	0	4	0	0	0	6	630	0	0	440	7	1123	-	2	0	12	0
Pk Hr	18	0	2	0	0	0	5	349	0	0	232	5	611 *	-	1	0	3	0
Pk Hr Factor	0.50	n/a	0.50	n/a	n/a	n/a	0.63	0.83	n/a	n/a	0.89	0.63	0.91	* = Peak hour + = Peak 15 minutes				
Factor	0.50			n/a			0.83			0.88								
15:30	1		0				1	54			110	4	170	-	0		2	
15:45	3		1				1	45			110	8	168 *	-	1		5	
16:00	2		0				1	60			100	27	190 +	-	0		5	
16:15	2		0				1	36			72	11	122 *	650	4		4	
16:30	3		0				3	64			94	13	177 *	657	0		5	
16:45	2		1				0	57			89	17	166	655	2		3	
17:00	1		0				1	46			89	5	142	607	0		2	
17:15	3		1				2	61			98	2	167	652	0		0	
Total	17	0	3	0	0	0	10	423	0	0	762	87	1302	-	7	0	26	0
Pk Hr	10	0	1	0	0	0	6	205	0	0	376	59	657 *	-	5	0	19	0
Pk Hr Factor	0.83	n/a	0.25	n/a	n/a	n/a	0.50	0.80	n/a	n/a	0.85	0.55	0.86					
Factor	0.69			n/a			0.79			0.86								



DISTRICT OF SAANICH 2017 TRAFFIC COUNTS

Major Route: Gorge Road West
Minor Route: Colquitz Avenue
Date: Tuesday, February 21, 2017
Filename: Gorge Road West@Colquitz-Feb21-2017.xls

Station #: TIN001098
Intersection Type: 3-leg north approach
East/West Route: Gorge Road West
Weather: Clear and dry



DISTRICT OF SAANICH 2017 TRAFFIC COUNTS

Major Route: Gorge Road West
Minor Route: Colquitz Avenue
Date: Tuesday, February 21, 2017
Filename: Gorge Road West@Colquitz-Feb21-2017.xls

Station #: TIN001098
Intersection Type: 3-leg north approach
East/West Route: Gorge Road West
Weather: Clear and dry

Comments:

Bicycle Data

Time Period Starting	Colquitz Ave			Gorge Road West			Gorge Road West			15 Min Total	Hourly Total			
	From North			From South			From West					From East		
	Left	Thru	Right	Left	Thru	Right	Left	Thru	Right			Left	Thru	Right
7:30	0							2			0	0	2 +	-
7:45	0							1			0	0	1 *	-
8:00	0							0			0	0	0 *	-
8:15	0							2			0	0	2 *	5
8:30	0							2			0	0	2	5
8:45	0							1			0	0	1	5
9:00	0							0			0	0	0	5
9:15	0							0			0	0	0	3
Total	0	0	0	0	0	0	0	8	0	0	0	0	8	-
Pk Hr	0	0	0	0	0	0	0	5	0	0	0	0	5 *	-
15x4	0	0	0	0	0	0	0	8	0	0	0	0	8 +	-

15:30	0							0			3	1	4	-
15:45	0							0			0	0	0	-
16:00	0							1			2	0	3 *	-
16:15	0							1			2	1	4 *	11
16:30	0							1			1	0	2 *	9
16:45	1							2			2	2	7 +	16
17:00	0							0			0	0	0	13
17:15	0							0			3	0	3	12
Total	1	0	0	0	0	0	0	5	0	0	13	4	23	-
Pk Hr	1	0	0	0	0	0	0	5	0	0	7	3	16 *	-
15x4	4	0	0	0	0	0	0	8	0	0	8	8	28 +	-

4 Hr	1	0	0	0	0	0	0	13	0	0	13	4	31	62
------	---	---	---	---	---	---	---	----	---	---	----	---	----	----

PEAK HOUR SUMMARY

