

Gordon Head Road @ Fairburn Drive

Tuesday, September 25, 2018

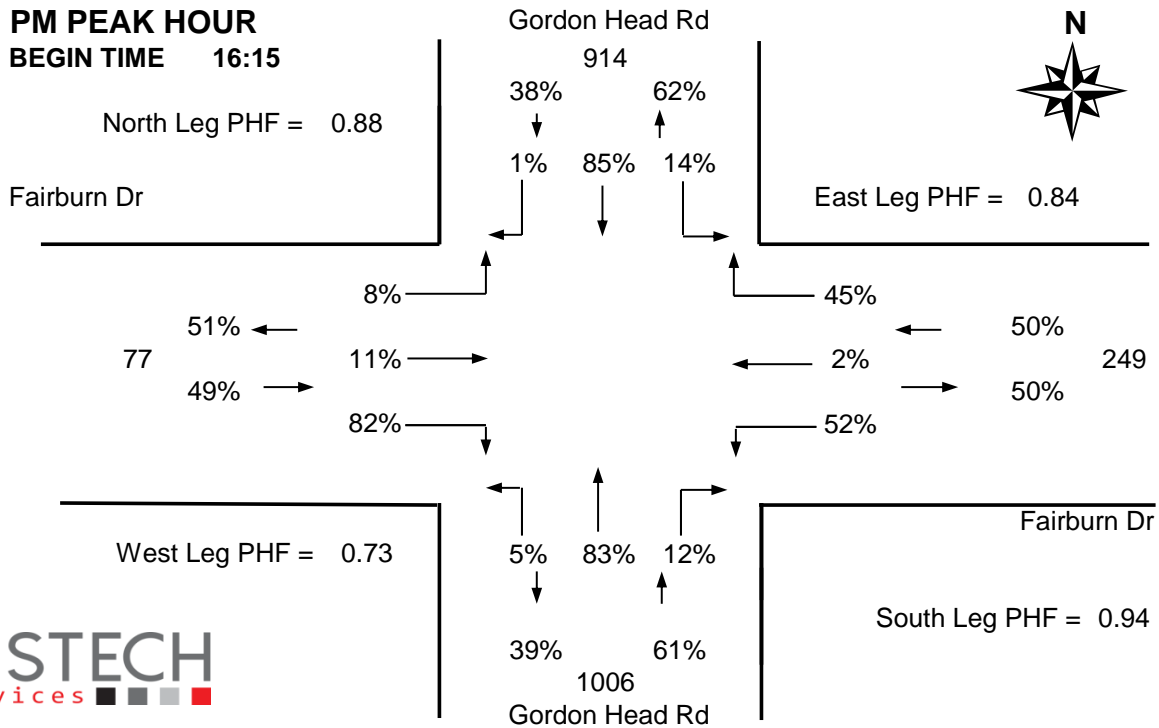
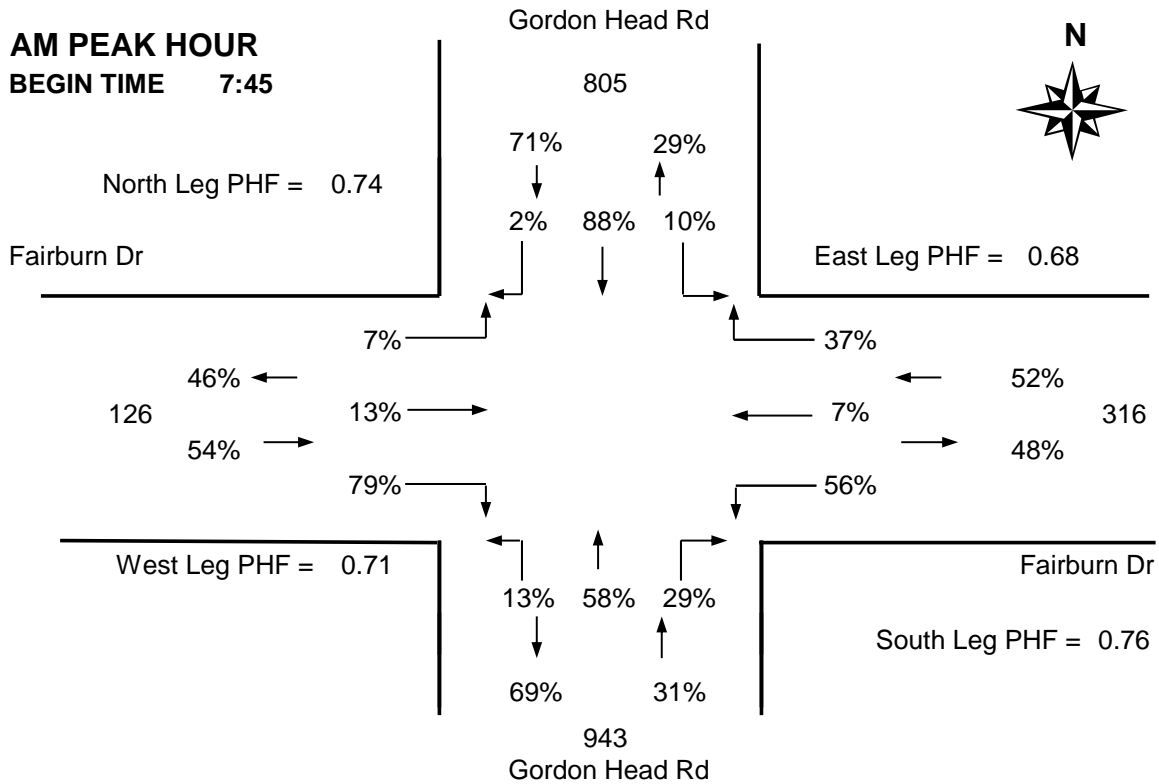


The data presented here is for information purposes only and should not be considered authoritative for construction, geotechnical, engineering, navigational, legal, or other site-specific uses. The information shared is owned by the Transportation Division of the Engineering Department at the District of Saanich. Accuracy is not guaranteed.

DISTRICT OF SAANICH 2018 TRAFFIC COUNTS

Major Route: Gordon Head Road
Minor Route: Fairburn Drive
Date: Tuesday, September 25, 2018
Filename: Gordon Head@Fairburn-Sep25-2018.xls

Station #: TIN000312
Intersection Type: 4-leg
East/West Route: Fairburn Drive
Weather: Clear and dry



DISTRICT OF SAANICH 2018 TRAFFIC COUNTS

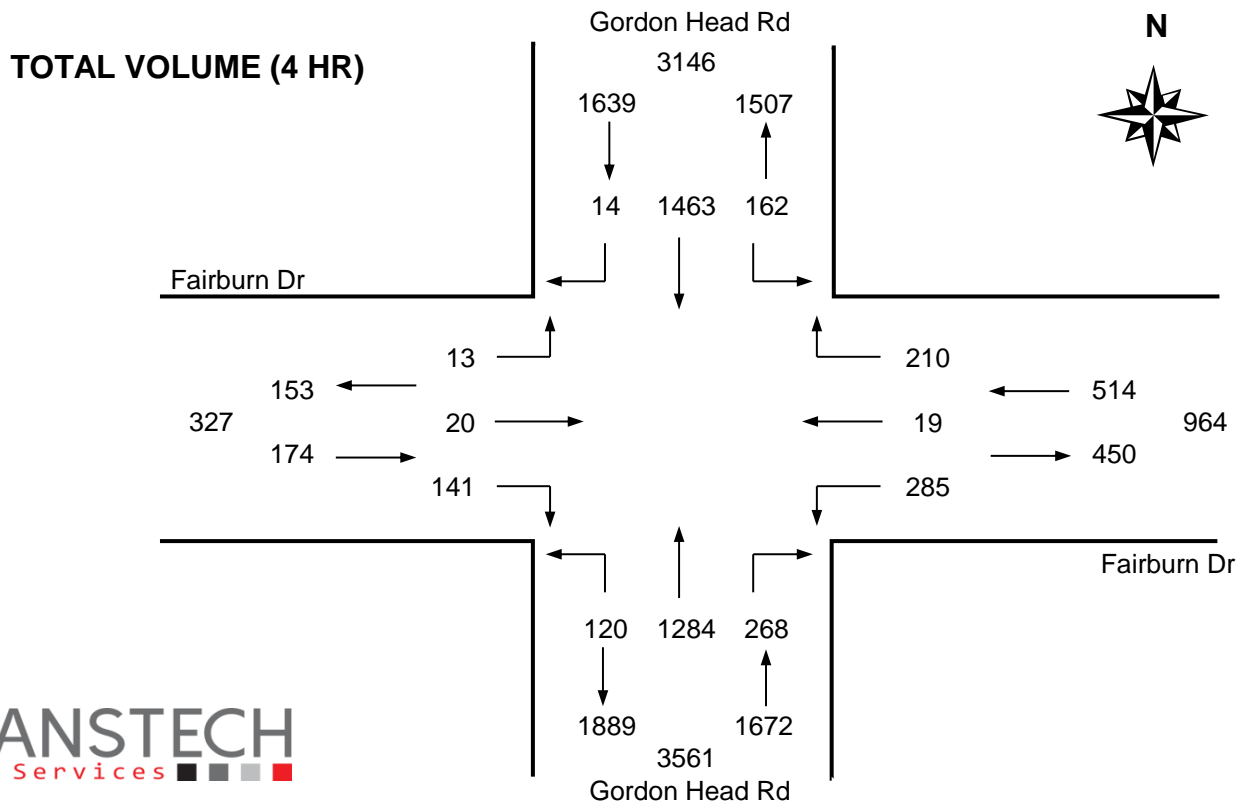
Major Route: Gordon Head Road
Minor Route: Fairburn Drive
Date: Tuesday, September 25, 2018
Filename: Gordon Head@Fairburn-Sep25-2018.xls

Station #: TIN000312
Intersection Type: 4-leg
East/West Route: Fairburn Drive
Weather: Clear and dry

Comments: Count ID-2018141

Vehicle Data

Time Period Starting	Gordon Head Rd			Gordon Head Rd			Fairburn Dr			Fairburn Dr			15 Min Total	Hourly Total	Pedestrians			
	From North			From South			From West			From East					N	S	W	E
	Left	Thru	Right	Left	Thru	Right	Left	Thru	Right	Left	Thru	Right						
7:30	10	81	1	5	20	22	0	1	6	42	0	15	203	-	4	0	4	1
7:45	10	113	1	7	29	10	1	1	10	10	0	12	204 *	-	3	0	3	3
8:00	15	173	3	8	36	16	0	0	9	22	3	11	296 *	-	18	0	5	6
8:15	23	134	5	16	45	36	1	6	16	35	7	19	343 +	1046	25	0	14	5
8:30	9	83	0	7	60	23	3	2	19	26	1	19	252 *	1095	9	0	5	0
8:45	7	97	0	7	45	10	0	0	12	9	2	15	204	1095	2	0	3	6
9:00	10	122	0	8	31	12	0	0	8	14	0	12	217	1016	7	0	6	2
9:15	6	93	0	4	49	6	0	2	6	8	0	12	186	859	8	0	2	3
Total	90	896	10	62	315	135	5	12	86	166	13	115	1905	-	76	0	42	26
Pk Hr	57	503	9	38	170	85	5	9	54	93	11	61	1095 *	-	55	0	27	14
Pk Hr Factor	0.62	0.73	0.45	0.59	0.71	0.59	0.42	0.38	0.71	0.66	0.39	0.80	0.80	* = Peak hour + = Peak 15 minutes				
	0.74			0.76			0.71			0.68								
15:30	6	54	0	2	114	5	0	1	7	15	1	10	215	-	9	0	3	7
15:45	4	55	1	8	114	13	0	1	2	11	2	5	216	-	7	0	8	2
16:00	6	90	0	10	101	20	4	1	8	9	0	14	263	-	3	0	7	1
16:15	16	80	1	11	117	16	2	1	9	12	0	13	278 *	972	9	0	6	5
16:30	11	67	1	11	131	17	0	2	6	19	2	16	283 *	1040	9	0	2	1
16:45	11	73	1	9	137	19	1	1	3	15	0	15	285 +	1109	6	0	5	4
17:00	10	72	0	2	127	21	0	0	13	19	1	12	277 *	1123	6	0	4	1
17:15	8	76	0	5	128	22	1	1	7	19	0	10	277	1122	8	0	3	1
Total	72	567	4	58	969	133	8	8	55	119	6	95	2094	-	57	0	38	22
Pk Hr	48	292	3	33	512	73	3	4	31	65	3	56	1123 *	-	30	0	17	11
Pk Hr Factor	0.75	0.91	0.75	0.75	0.93	0.87	0.38	0.50	0.60	0.86	0.38	0.88	0.99					
	0.88			0.94			0.73			0.84								



DISTRICT OF SAANICH 2018 TRAFFIC COUNTS

Major Route: Gordon Head Road
Minor Route: Fairburn Drive
Date: Tuesday, September 25, 2018
Filename: Gordon Head@Fairburn-Sep25-2018.xls

Station #: TIN000312
Intersection Type: 4-leg
East/West Route: Fairburn Drive
Weather: Clear and dry

Comments: Count ID-2018141

Bicycle Data

Time Period Starting	Gordon Head Rd			Gordon Head Rd			Fairburn Dr			Fairburn Dr			15 Min Total	Hourly Total
	From North			From South			From West			From East				
	Left	Thru	Right	Left	Thru	Right	Left	Thru	Right	Left	Thru	Right		
7:30	4	5	0	0	2	0	0	0	1	1	0	0	13	-
7:45	1	6	0	0	1	0	1	0	1	1	0	1	12	-
8:00	3	12	0	0	0	1	0	1	3	0	0	0	20	-
8:15	4	17	3	0	2	0	0	1	3	0	0	0	30 +	75
8:30	5	4	0	3	1	1	0	1	0	0	0	0	15 *	77
8:45	6	6	0	0	1	2	0	0	0	0	0	1	16 *	81
9:00	9	8	0	0	0	1	0	1	3	0	1	1	24 *	85
9:15	7	7	1	0	2	0	0	2	3	1	0	1	24	79
Total	39	65	4	3	9	5	1	6	14	3	1	4	154	-
Pk Hr	24	35	3	3	4	4	0	3	6	0	1	2	85 *	-
15x4	36	68	12	12	8	8	0	4	12	0	4	4	120 +	-

15:30	1	3	0	0	6	0	0	0	0	0	0	1	11	-
15:45	1	2	0	0	4	0	0	0	0	0	0	4	11	-
16:00	0	2	0	0	1	0	0	0	0	2	1	3	9	-
16:15	1	0	0	1	4	0	1	1	0	0	0	3	11	42
16:30	0	1	0	1	4	1	0	0	0	0	0	8	15 *	46
16:45	0	4	0	0	3	2	0	0	1	0	1	7	18 *	53
17:00	1	2	0	0	6	0	0	0	1	1	0	4	15 *	59
17:15	0	0	0	2	4	0	0	0	1	0	1	11	19 +	67
Total	4	14	0	4	32	3	1	1	3	3	3	41	109	-
Pk Hr	1	7	0	3	17	3	0	0	3	1	2	30	67 *	-
15x4	4	16	0	8	24	8	0	0	4	4	4	44	76 +	-

4 Hr	43	79	4	7	41	8	2	7	17	6	4	45	263	526
-------------	-----------	-----------	----------	----------	-----------	----------	----------	----------	-----------	----------	----------	-----------	------------	------------

PEAK HOUR SUMMARY

