

Gordon Head Road @ Cedar Hill X Road

Tuesday, September 25, 2018

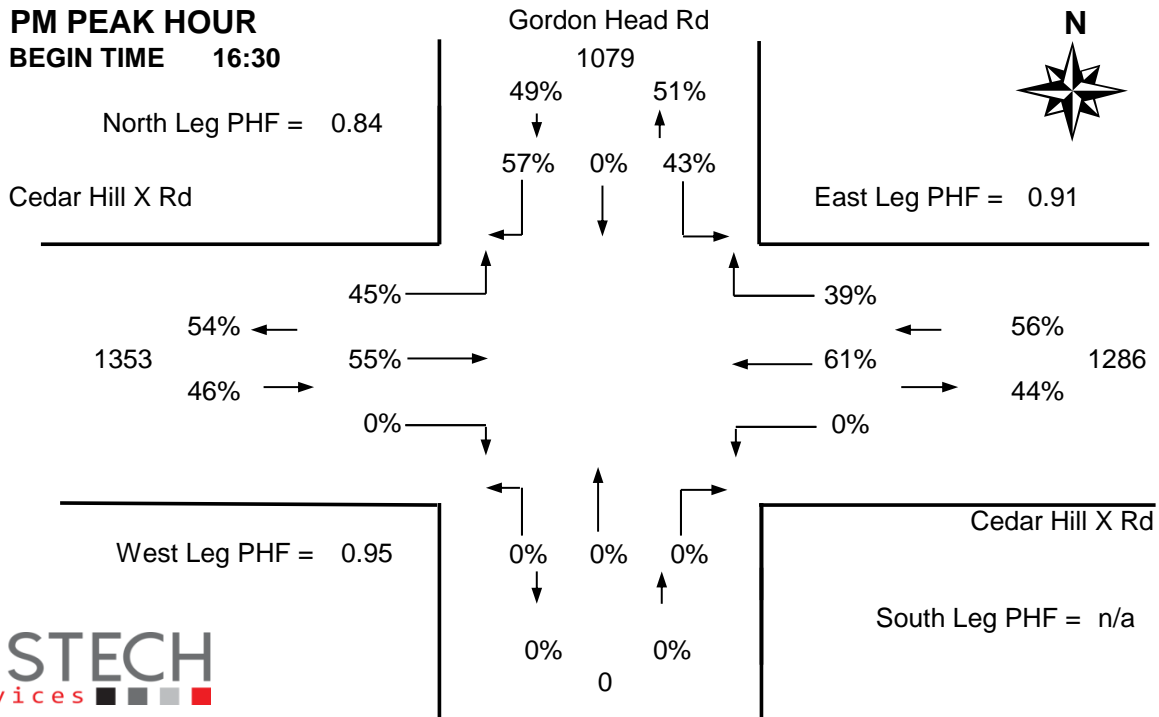
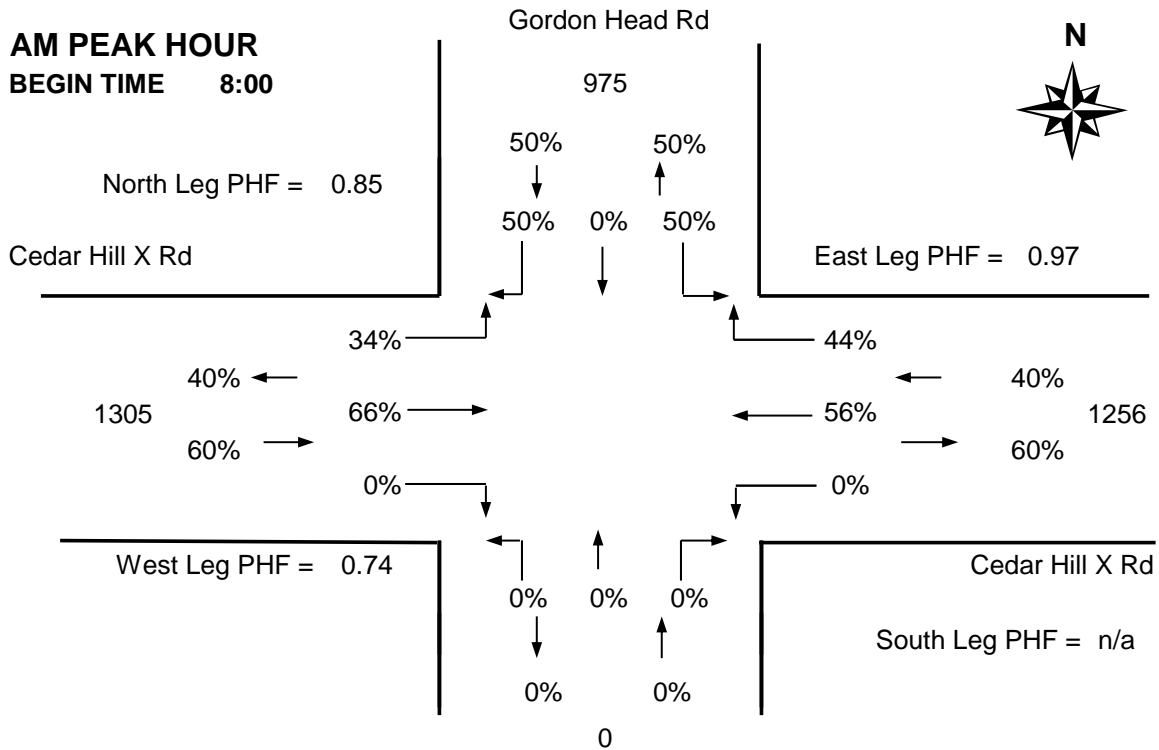


The data presented here is for information purposes only and should not be considered authoritative for construction, geotechnical, engineering, navigational, legal, or other site-specific uses. The information shared is owned by the Transportation Division of the Engineering Department at the District of Saanich. Accuracy is not guaranteed.

DISTRICT OF SAANICH 2018 TRAFFIC COUNTS

Major Route: Gordon Head Road
Minor Route: Cedar Hill X Road
Date: Tuesday, September 25, 2018
Filename: Gordon Head@Cedar Hill X-Sep25-2018.xls

Station #: TIN000156
Intersection Type: 3-leg north approach
East/West Route: Cedar Hill X Road
Weather: Clear and dry



DISTRICT OF SAANICH 2018 TRAFFIC COUNTS

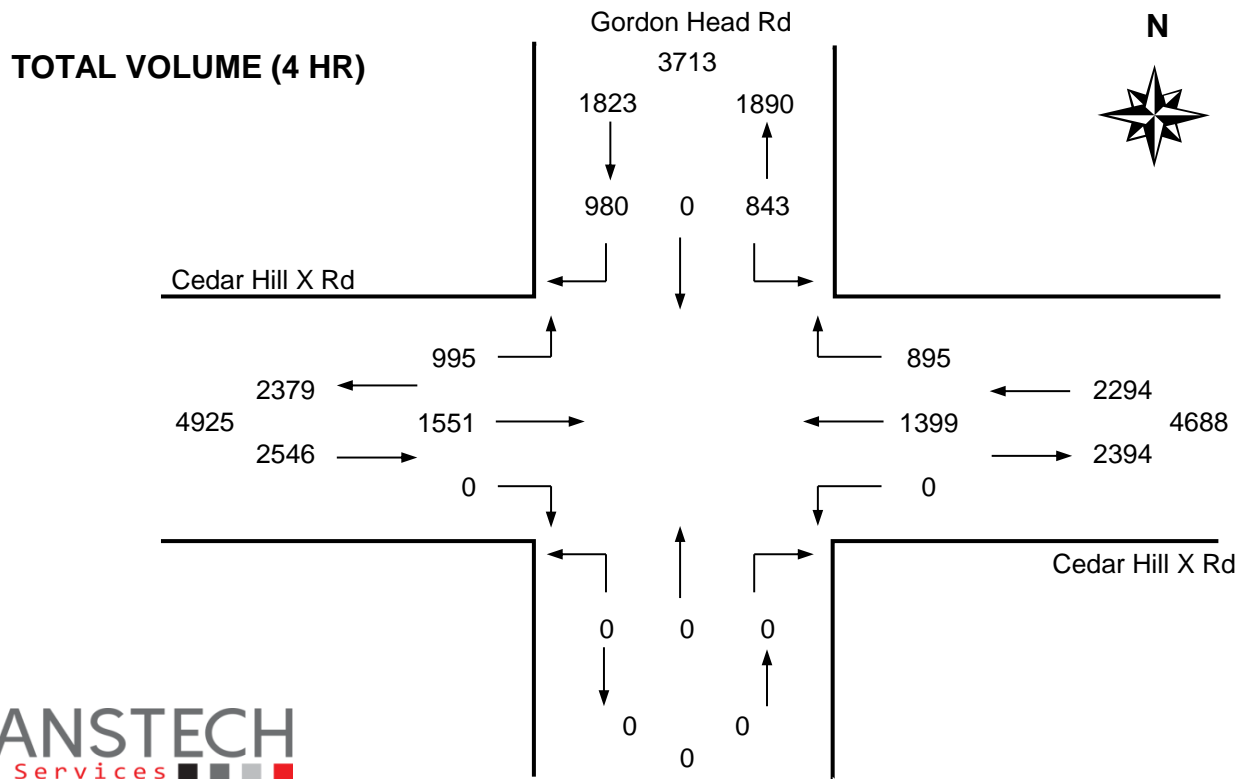
Major Route: Gordon Head Road
Minor Route: Cedar Hill X Road
Date: Tuesday, September 25, 2018
Filename: Gordon Head@Cedar Hill X-Sep25-2018.xls

Station #: TIN000156
Intersection Type: 3-leg north approach
East/West Route: Cedar Hill X Road
Weather: Clear and dry

Comments: Count ID-2018140

Vehicle Data

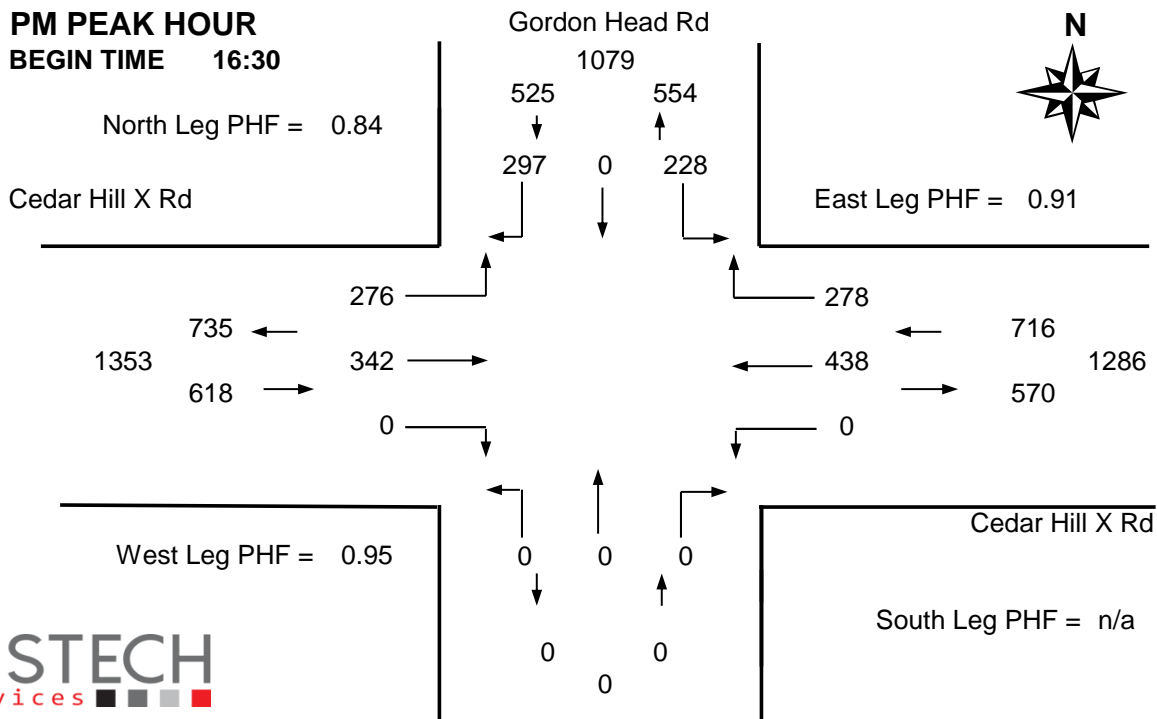
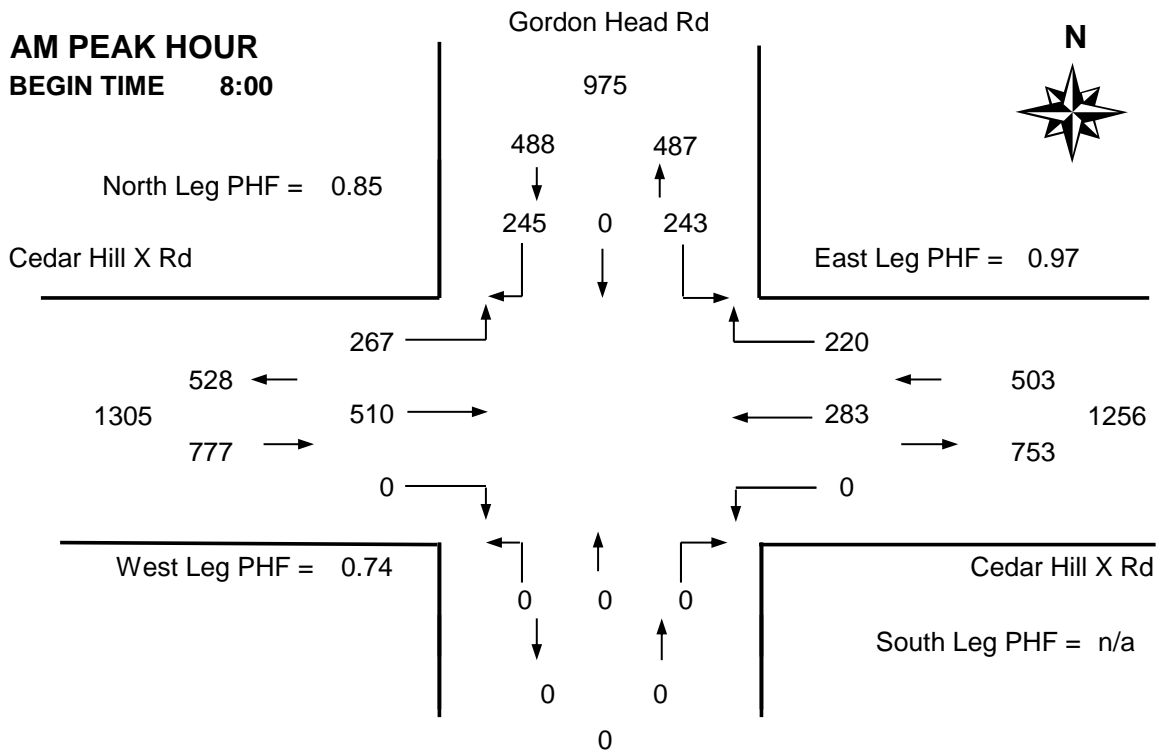
Time Period Starting	Gordon Head Rd						Cedar Hill X Rd			Cedar Hill X Rd			15 Min Total	Hourly Total	Pedestrians			
	From North			From South			From West			From East					N	S	W	E
	Left	Thru	Right	Left	Thru	Right	Left	Thru	Right	Left	Thru	Right						
7:30	44		47				29	60			52	31	263	-	4		4	0
7:45	62		55				43	93			86	26	365	-	7		6	0
8:00	83		61				61	144			69	55	473 *	-	3		2	0
8:15	56		43				96	166			58	69	488 +	1589	19		18	0
8:30	49		77				56	104			78	51	415 *	1741	6		7	0
8:45	55		64				54	96			78	45	392 *	1768	8		7	0
9:00	48		36				68	102			68	34	356	1651	19		15	0
9:15	50		36				63	118			63	48	378	1541	11		7	0
Total	447	0	419	0	0	0	470	883	0	0	552	359	3130	-	77	0	66	0
Pk Hr	243	0	245	0	0	0	267	510	0	0	283	220	1768 *	-	36	0	34	0
Pk Hr Factor	0.73	n/a	0.80	n/a	n/a	n/a	0.70	0.77	n/a	n/a	0.91	0.80	0.91	* = Peak hour + = Peak 15 minutes				
	0.85			n/a			0.74			0.97								
15:30	42		69				49	71			118	76	425	-	6		7	0
15:45	37		48				65	79			90	60	379	-	9		8	0
16:00	38		73				71	89			91	63	425	-	8		7	0
16:15	51		74				64	87			110	59	445	1674	5		6	0
16:30	57		100				69	75			127	70	498 +	1747	8		11	0
16:45	59		89				65	86			97	71	467 *	1835	11		7	0
17:00	60		60				66	94			100	65	445 *	1855	14		12	0
17:15	52		48				76	87			114	72	449 *	1859	5		2	0
Total	396	0	561	0	0	0	525	668	0	0	847	536	3533	-	66	0	60	0
Pk Hr	228	0	297	0	0	0	276	342	0	0	438	278	1859 *	-	38	0	32	0
Pk Hr Factor	0.95	n/a	0.74	n/a	n/a	n/a	0.91	0.91	n/a	n/a	0.86	0.97	0.93					
	0.84			n/a			0.95			0.91								



DISTRICT OF SAANICH 2018 TRAFFIC COUNTS

Major Route: Gordon Head Road
Minor Route: Cedar Hill X Road
Date: Tuesday, September 25, 2018
Filename: Gordon Head@Cedar Hill X-Sep25-2018.xls

Station #: TIN000156
Intersection Type: 3-leg north approach
East/West Route: Cedar Hill X Road
Weather: Clear and dry



DISTRICT OF SAANICH 2018 TRAFFIC COUNTS

Major Route: Gordon Head Road
Minor Route: Cedar Hill X Road
Date: Tuesday, September 25, 2018
Filename: Gordon Head@Cedar Hill X-Sep25-2018.xls

Station #: TIN000156
Intersection Type: 3-leg north approach
East/West Route: Cedar Hill X Road
Weather: Clear and dry

Comments: Count ID-2018140

Bicycle Data

Time Period Starting	Gordon Head Rd						Cedar Hill X Rd			Cedar Hill X Rd			15 Min Total	Hourly Total
	From North			From South			From West			From East				
	Left	Thru	Right	Left	Thru	Right	Left	Thru	Right	Left	Thru	Right		
7:30	4		0				0	0			0	1	5	-
7:45	9		0				0	0			1	0	10 *	-
8:00	3		1				0	4			1	4	13 +	-
8:15	1		0				5	3			0	1	10 *	38
8:30	3		0				0	1			2	2	8 *	41
8:45	0		1				2	0			0	1	4	35
9:00	3		0				3	4			0	0	10	32
9:15	3		0				2	5			0	1	11	33
Total	26	0	2	0	0	0	12	17	0	0	4	10	71	-
Pk Hr	16	0	1	0	0	0	5	8	0	0	4	7	41 *	-
15x4	36	0	4	0	0	0	20	16	0	0	8	16	52 +	-

15:30	2		0				0	3			2	2	9	-
15:45	0		4				0	0			3	1	8	-
16:00	0		1				0	2			4	0	7	-
16:15	4		1				0	0			2	3	10 *	34
16:30	3		0				0	1			4	3	11 *	36
16:45	2		0				1	1			3	1	8 *	36
17:00	2		2				0	2			2	7	15 +	44
17:15	0		0				0	0			1	3	4	38
Total	13	0	8	0	0	0	1	9	0	0	21	20	72	-
Pk Hr	11	0	3	0	0	0	1	4	0	0	11	14	44 *	-
15x4	16	0	8	0	0	0	4	8	0	0	16	28	60 +	-

4 Hr	39	0	10	0	0	0	13	26	0	0	25	30	143	286
------	----	---	----	---	---	---	----	----	---	---	----	----	-----	-----

PEAK HOUR SUMMARY

