

Finnerty Road @ Edgelow Street

Tuesday, September 25, 2018

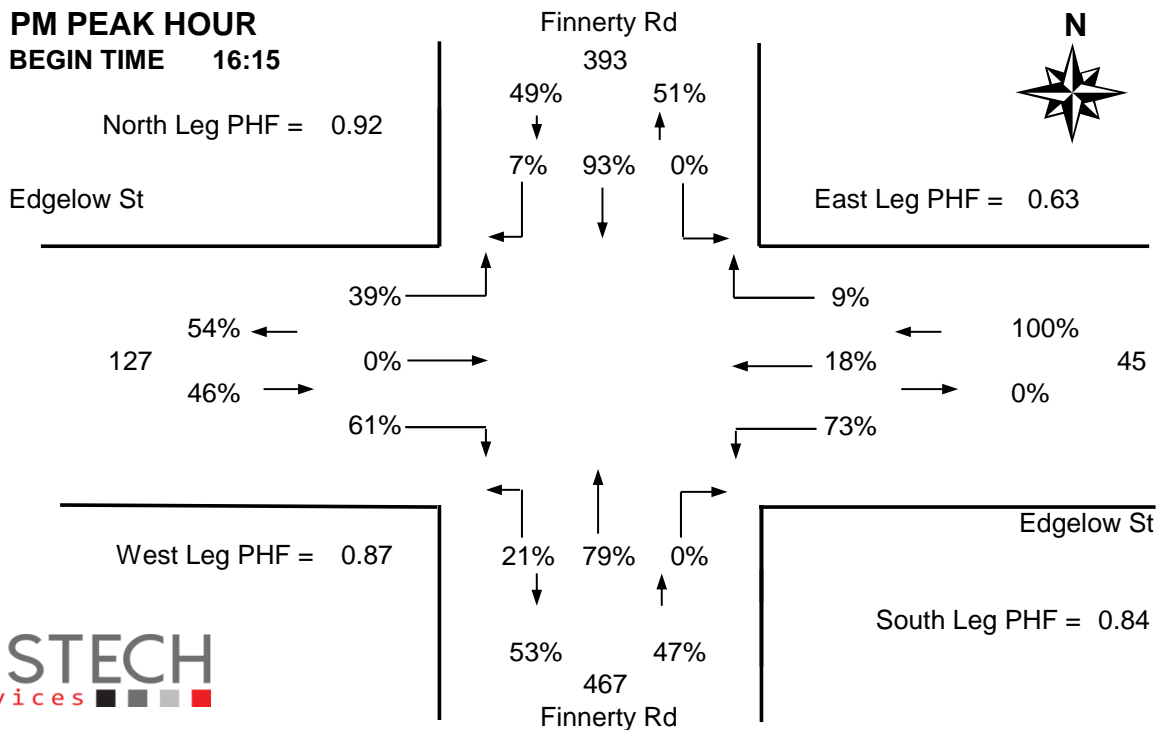
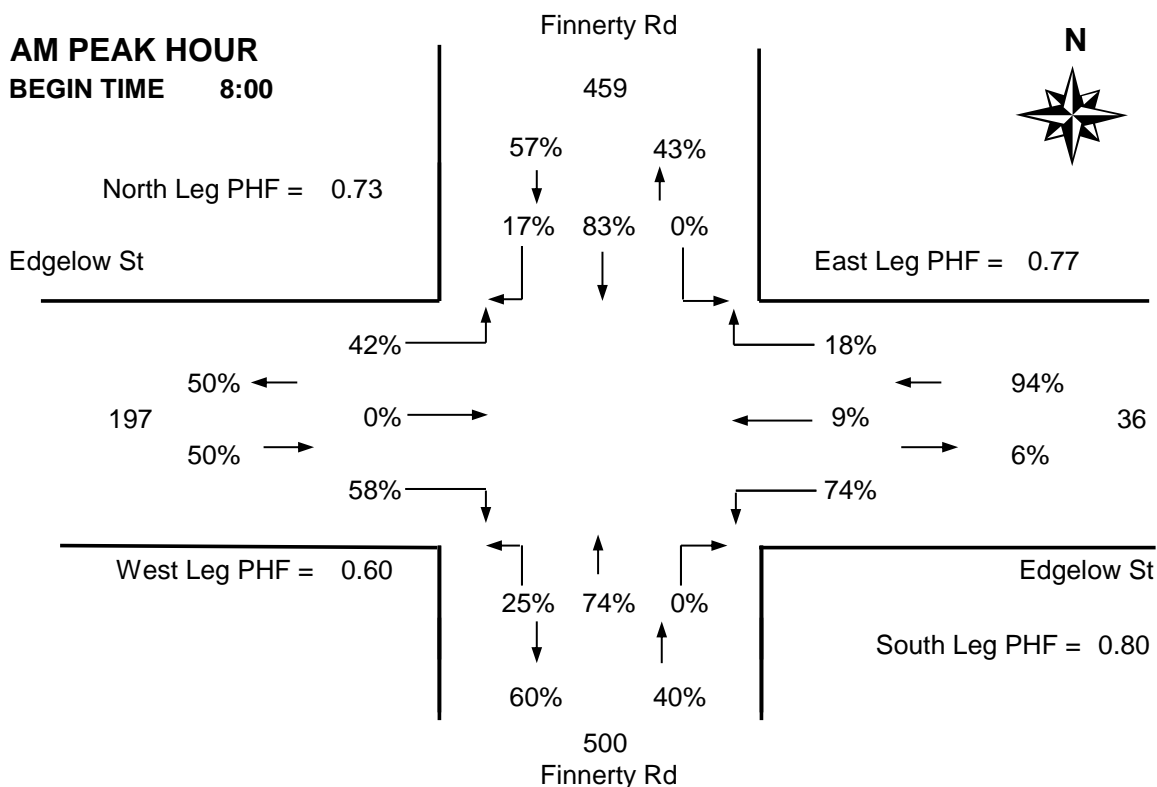


The data presented here is for information purposes only and should not be considered authoritative for construction, geotechnical, engineering, navigational, legal, or other site-specific uses. The information shared is owned by the Transportation Division of the Engineering Department at the District of Saanich. Accuracy is not guaranteed.

DISTRICT OF SAANICH 2018 TRAFFIC COUNTS

Major Route: Finnerty Road
Minor Route: Edgelow Street
Date: Tuesday, September 25, 2018
Filename: Finnerty@Edgelow-Sep25-2018.xls

Station #: TIN000206
Intersection Type: 4-leg
East/West Route: Edgelow Street
Weather: Clear and dry



DISTRICT OF SAANICH 2018 TRAFFIC COUNTS

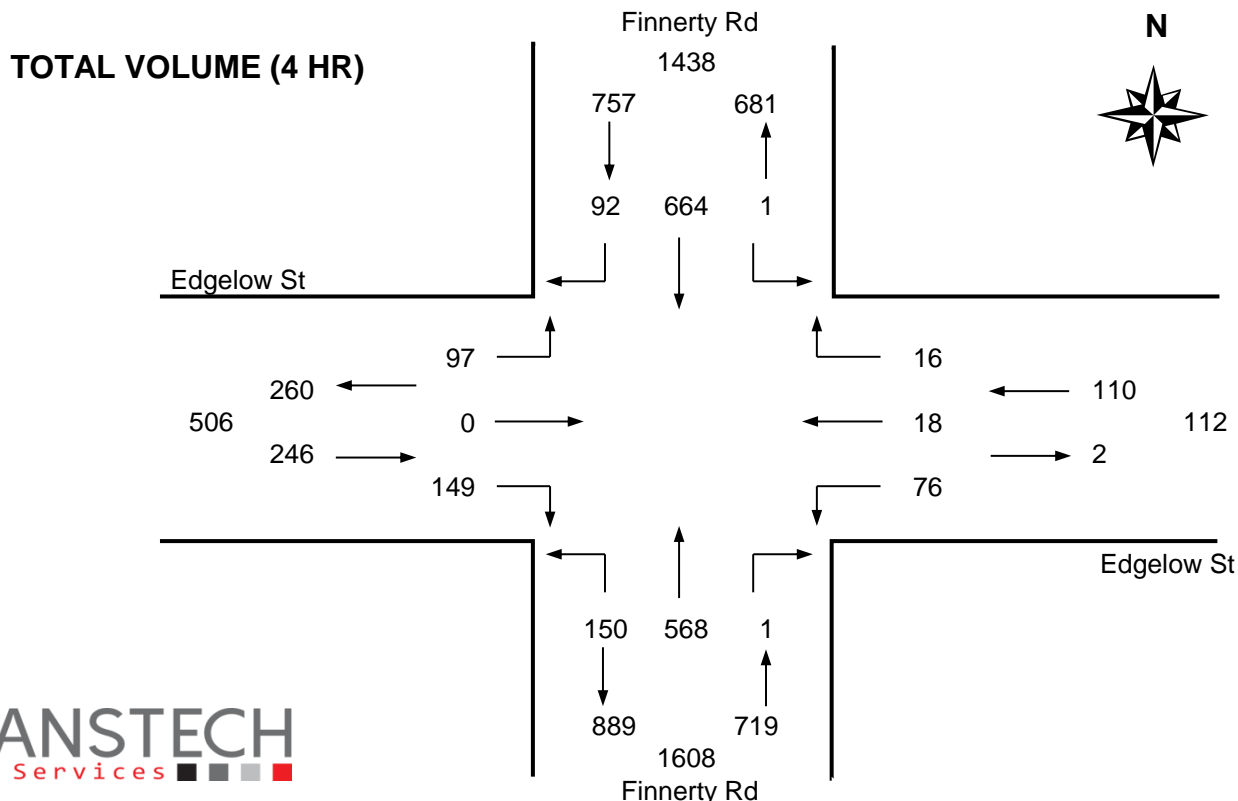
Major Route: Finnerty Road
Minor Route: Edgelow Street
Date: Tuesday, September 25, 2018
Filename: Finnerty@Edgelow-Sep25-2018.xls

Station #: TIN000206
Intersection Type: 4-leg
East/West Route: Edgelow Street
Weather: Clear and dry

Comments: Count ID-2018139

Vehicle Data

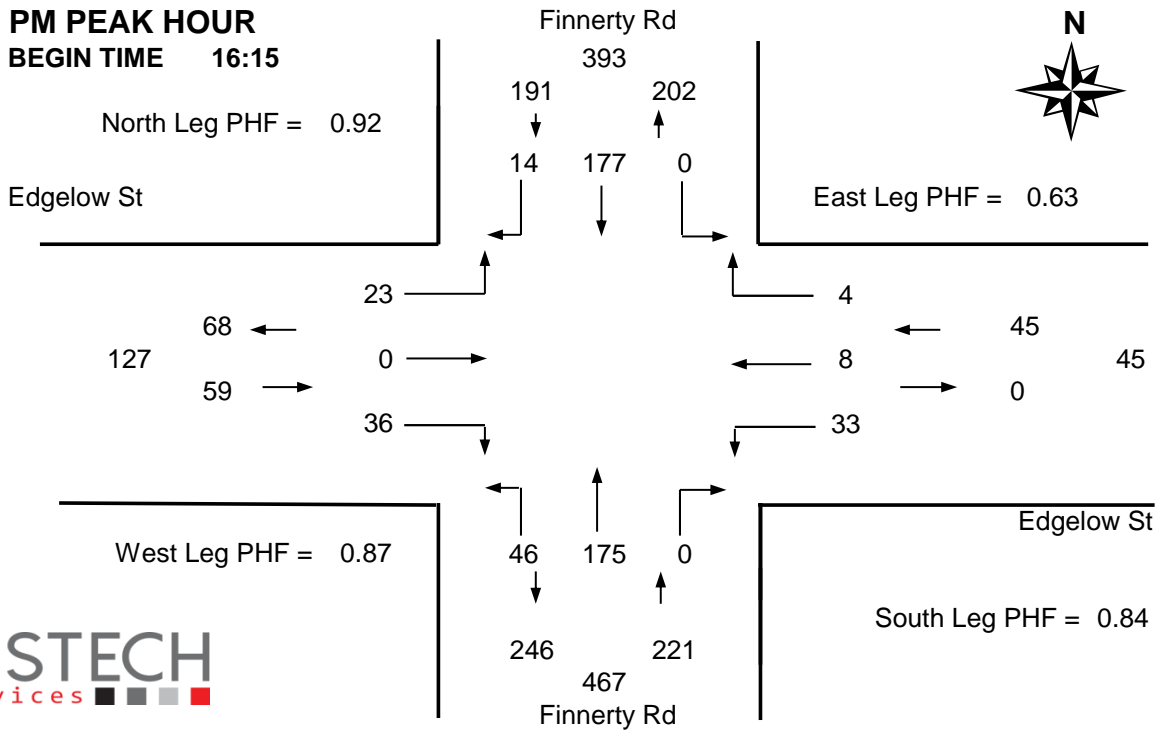
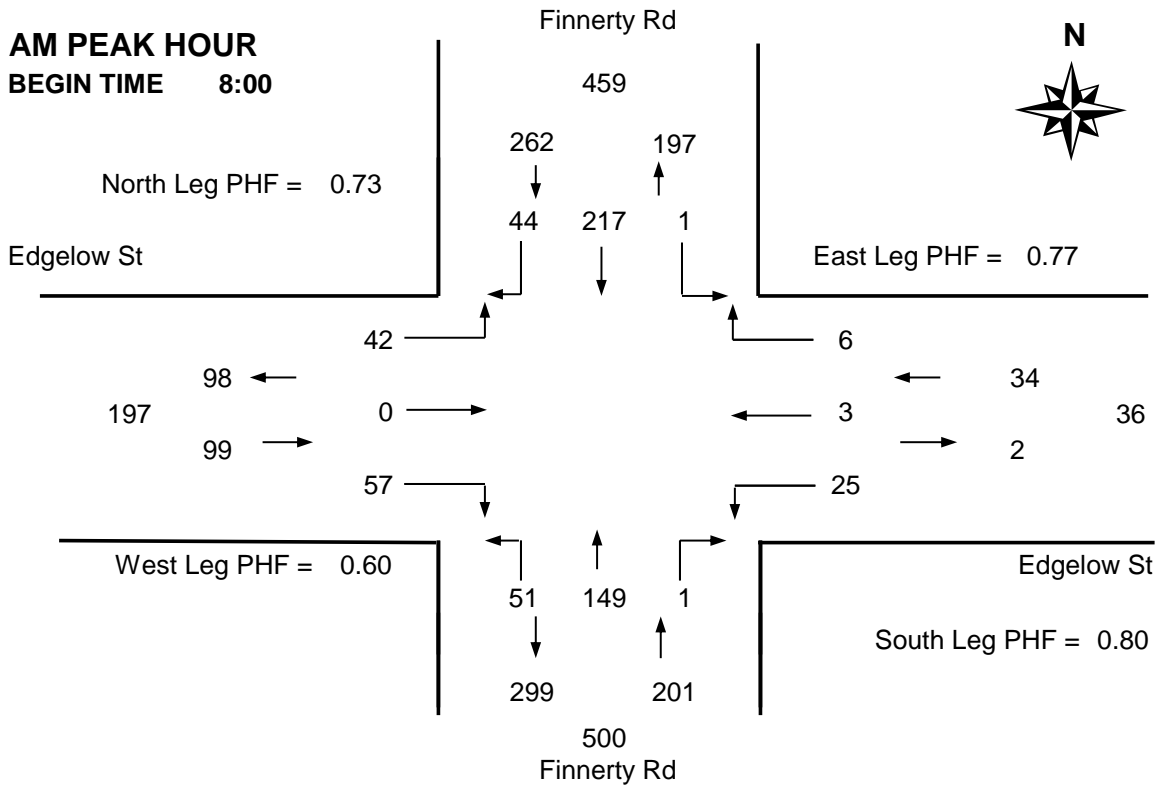
Time Period Starting	Finnerty Rd From North			Finnerty Rd From South			Edgelow St From West			Edgelow St From East			15 Min Total	Hourly Total	Pedestrians			
	Left	Thru	Right	Left	Thru	Right	Left	Thru	Right	Left	Thru	Right			N	S	W	E
	7:30	0	24	5	6	14	0	3	0	12	1	0			0	65	-	0
7:45	0	34	6	8	33	0	4	0	6	1	0	0	92	-	1	4	4	0
8:00	0	50	9	8	32	0	9	0	6	3	0	2	119 *	-	1	19	9	0
8:15	0	69	21	24	39	0	11	0	30	9	1	1	205 +	481	2	39	21	0
8:30	1	45	4	12	46	1	17	0	14	5	0	2	147 *	563	0	20	13	0
8:45	0	53	10	7	32	0	5	0	7	8	2	1	125 *	596	0	6	7	0
9:00	0	34	7	6	25	0	5	0	5	5	1	0	88	565	0	21	5	0
9:15	0	32	3	4	20	0	5	0	11	3	0	0	78	438	2	11	5	0
Total	1	341	65	75	241	1	59	0	91	35	4	6	919	-	6	126	68	0
Pk Hr	1	217	44	51	149	1	42	0	57	25	3	6	596 *	-	3	84	50	0
Pk Hr Factor	0.25	0.79	0.52	0.53	0.81	0.25	0.62	n/a	0.48	0.69	0.38	0.75	0.73	* = Peak hour + = Peak 15 minutes				
	0.73			0.80			0.60			0.77								
15:30	0	41	3	5	39	0	2	0	7	1	1	0	99	-	1	8	4	0
15:45	0	31	2	5	38	0	2	0	4	3	0	2	87	-	0	4	6	0
16:00	0	42	4	9	39	0	6	0	6	1	3	3	113	-	0	9	8	0
16:15	0	43	4	13	38	0	6	0	11	4	0	0	119 *	418	0	1	5	0
16:30	0	46	6	11	54	0	7	0	9	9	3	2	147 +	466	0	10	2	0
16:45	0	47	0	7	32	0	5	0	9	15	3	0	118 *	497	1	7	6	0
17:00	0	41	4	15	51	0	5	0	7	5	2	2	132 *	516	0	6	5	0
17:15	0	32	4	10	36	0	5	0	5	3	2	1	98	495	1	4	1	0
Total	0	323	27	75	327	0	38	0	58	41	14	10	913	-	3	49	37	0
Pk Hr	0	177	14	46	175	0	23	0	36	33	8	4	516 *	-	1	24	18	0
Pk Hr Factor	n/a	0.94	0.58	0.77	0.81	n/a	0.82	n/a	0.82	0.55	0.67	0.50	0.88					
	0.92			0.84			0.87			0.63								



DISTRICT OF SAANICH 2018 TRAFFIC COUNTS

Major Route: Finnerty Road
Minor Route: Edgelow Street
Date: Tuesday, September 25, 2018
Filename: Finnerty@Edgelow-Sep25-2018.xls

Station #: TIN000206
Intersection Type: 4-leg
East/West Route: Edgelow Street
Weather: Clear and dry



DISTRICT OF SAANICH 2018 TRAFFIC COUNTS

Major Route: Finnerty Road
Minor Route: Edgelow Street
Date: Tuesday, September 25, 2018
Filename: Finnerty@Edgelow-Sep25-2018.xls

Station #: TIN000206
Intersection Type: 4-leg
East/West Route: Edgelow Street
Weather: Clear and dry

Comments: Count ID-2018139

Bicycle Data

Time Period Starting	Finnerty Rd			Finnerty Rd			Edgelow St			Edgelow St			15 Min Total	Hourly Total
	From North			From South			From West			From East				
	Left	Thru	Right	Left	Thru	Right	Left	Thru	Right	Left	Thru	Right		
7:30	0	5	1	1	1	0	1	0	0	0	0	0	9 +	-
7:45	0	3	0	0	0	0	0	0	0	0	0	0	3 *	-
8:00	0	2	0	1	2	0	1	0	2	0	0	0	8 *	-
8:15	0	6	2	0	1	0	0	0	0	0	0	0	9 *	29
8:30	0	2	0	0	2	0	2	0	1	1	0	0	8	28
8:45	0	1	0	0	1	0	1	0	0	0	0	0	3	28
9:00	0	6	1	1	0	0	0	0	1	0	0	0	9	29
9:15	0	4	0	0	0	0	0	0	2	0	0	0	6	26
Total	0	29	4	3	7	0	5	0	6	1	0	0	55	-
Pk Hr	0	16	3	2	4	0	2	0	2	0	0	0	29 *	-
15x4	0	24	8	4	8	0	4	0	8	0	0	0	36 +	-

15:30	0	4	0	0	2	0	0	0	0	1	0	0	7	-
15:45	0	1	0	0	1	0	0	0	0	0	0	0	2	-
16:00	0	1	0	1	1	0	0	0	0	0	0	0	3	-
16:15	0	2	0	2	4	0	0	1	0	0	0	0	9	21
16:30	0	2	2	0	2	0	1	0	0	0	0	0	7 *	21
16:45	0	5	1	1	3	0	0	0	3	1	1	0	15 +	34
17:00	0	2	0	2	1	0	0	0	0	0	0	0	5 *	36
17:15	0	1	1	2	4	0	1	0	2	0	0	0	11 *	38
Total	0	18	4	8	18	0	2	1	5	2	1	0	59	-
Pk Hr	0	10	4	5	10	0	2	0	5	1	1	0	38 *	-
15x4	0	20	8	8	16	0	4	0	12	4	4	0	60 +	-

4 Hr	0	47	8	11	25	0	7	1	11	3	1	0	114	228
-------------	----------	-----------	----------	-----------	-----------	----------	----------	----------	-----------	----------	----------	----------	------------	------------

PEAK HOUR SUMMARY

