

Feltham Road @ Tyndall Avenue

Thursday, March 08, 2018

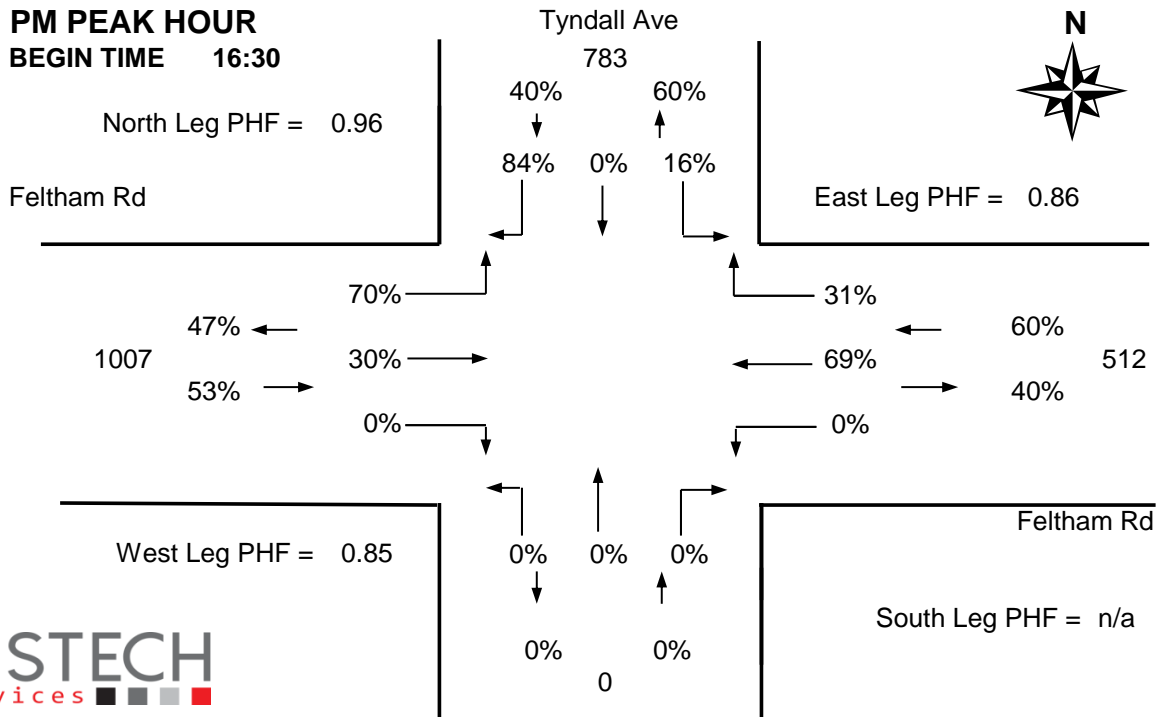
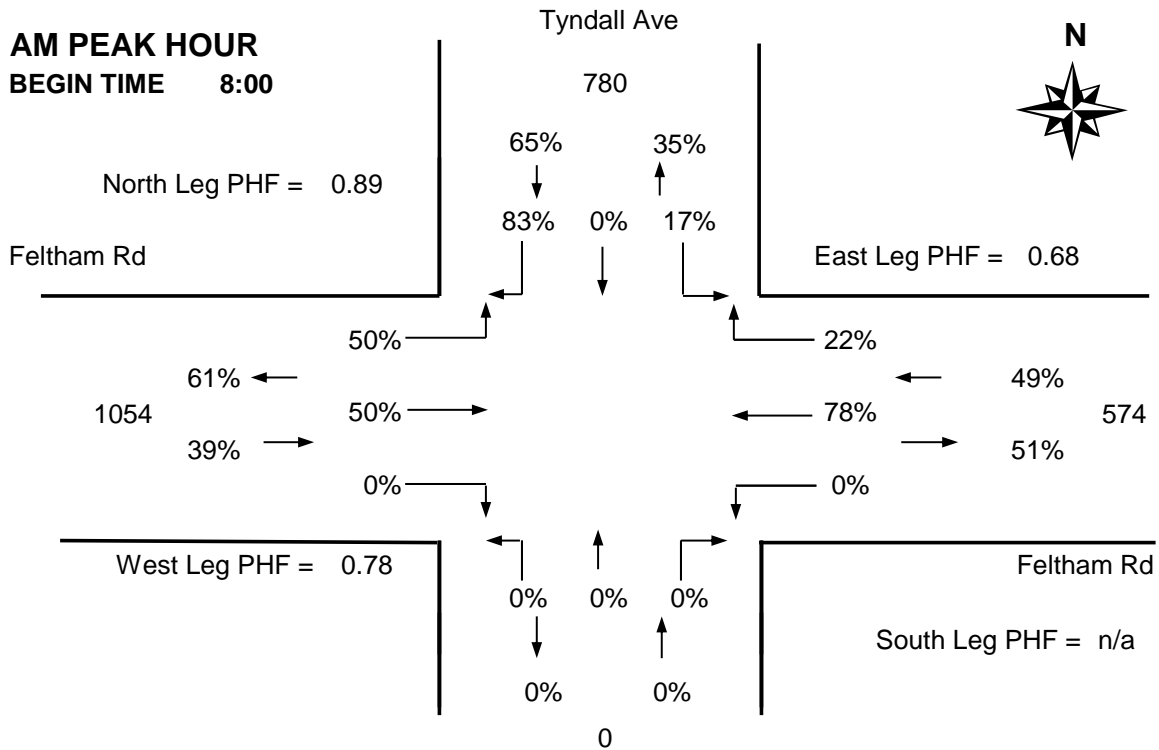


The data presented here is for information purposes only and should not be considered authoritative for construction, geotechnical, engineering, navigational, legal, or other site-specific uses. The information shared is owned by the Transportation Division of the Engineering Department at the District of Saanich. Accuracy is not guaranteed.

DISTRICT OF SAANICH 2018 TRAFFIC COUNTS

Major Route: Feltham Road
Minor Route: Tyndall Avenue
Date: Thursday, March 8, 2018
Filename: Feltham@Tyndall-Mar8-2018.xls

Station #: TIN000445
Intersection Type: 3-leg north approach
East/West Route: Feltham Road
Weather: Cloudy and damp



DISTRICT OF SAANICH 2018 TRAFFIC COUNTS

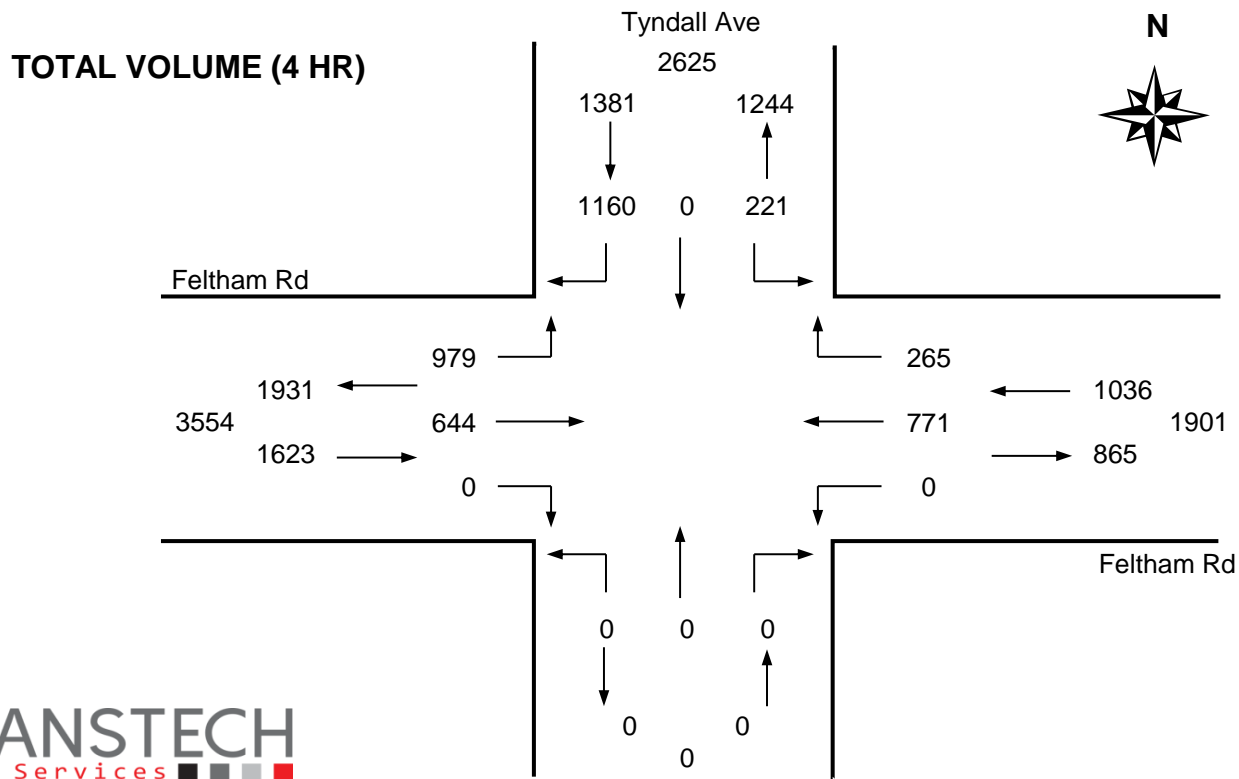
Major Route: Feltham Road
Minor Route: Tyndall Avenue
Date: Thursday, March 8, 2018
Filename: Feltham@Tyndall-Mar8-2018.xls

Station #: TIN000445
Intersection Type: 3-leg north approach
East/West Route: Feltham Road
Weather: Cloudy and damp

Comments:

Vehicle Data

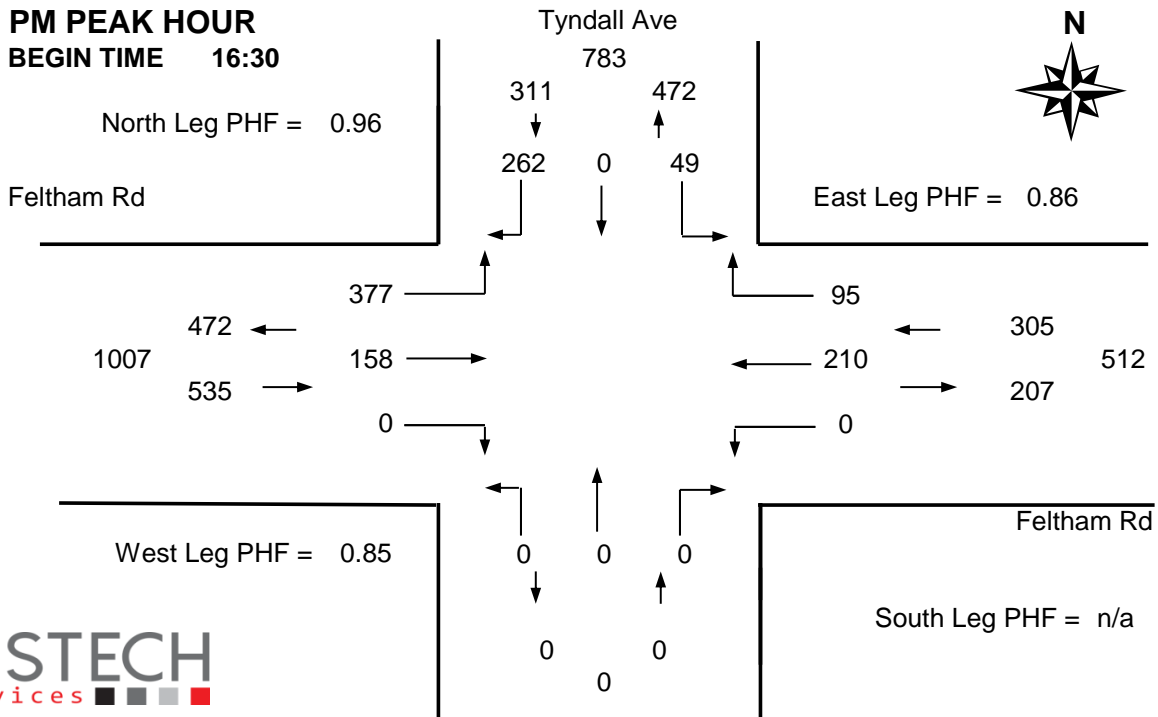
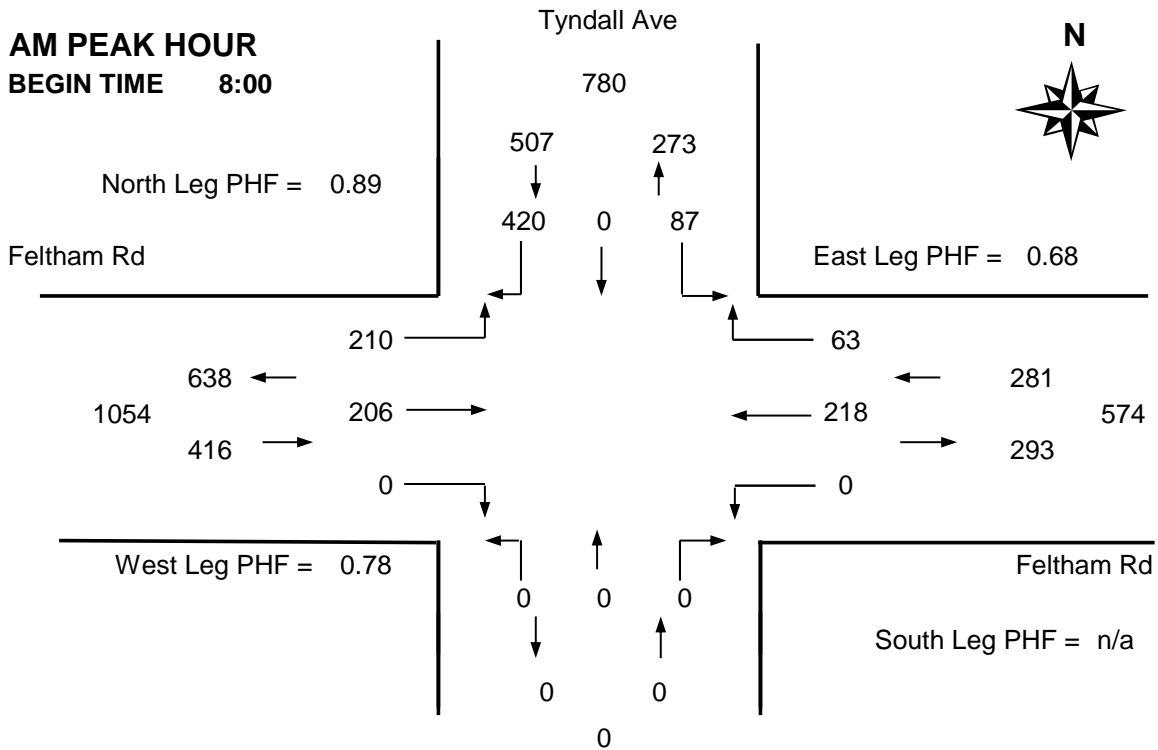
Time Period Starting	Tyndall Ave			From South			Feltham Rd From West			Feltham Rd From East			15 Min Total	Hourly Total	Pedestrians			
	From North			Left	Thru	Right	Left	Thru	Right	Left	Thru	Right			N	S	W	E
	Left	Thru	Right															
7:30	10		76				25	16			32	5	164	-	2		0	3
7:45	13		89				23	38			27	7	197	-	3		0	7
8:00	38		89				32	55			43	6	263 *	-	5		0	15
8:15	24		92				52	81			73	20	342 +	966	6		0	16
8:30	11		111				72	33			73	30	330 *	1132	2		0	2
8:45	14		128				54	37			29	7	269 *	1204	4		0	3
9:00	8		53				30	30			28	9	158	1099	1		0	1
9:15	7		53				34	21			21	6	142	899	2		0	2
Total	125	0	691	0	0	0	322	311	0	0	326	90	1865	-	25	0	0	49
Pk Hr	87	0	420	0	0	0	210	206	0	0	218	63	1204 *	-	17	0	0	36
Pk Hr Factor	0.57	n/a	0.82	n/a	n/a	n/a	0.73	0.64	n/a	n/a	0.75	0.53	0.88	* = Peak hour + = Peak 15 minutes				
	0.89			n/a			0.78			0.68								
15:30	14		61				65	44			64	17	265	-	4		0	3
15:45	9		40				75	44			53	20	241	-	0		0	1
16:00	10		53				70	52			59	16	260	-	7		0	7
16:15	14		53				70	35			59	27	258	1024	3		0	6
16:30	12		63				69	41			59	30	274 *	1033	2		0	2
16:45	17		64				102	40			52	25	300 +	1092	2		0	8
17:00	7		73				87	39			55	22	283 *	1115	0		0	0
17:15	13		62				119	38			44	18	294 *	1151	3		0	4
Total	96	0	469	0	0	0	657	333	0	0	445	175	2175	-	21	0	0	31
Pk Hr	49	0	262	0	0	0	377	158	0	0	210	95	1151 *	-	7	0	0	14
Pk Hr Factor	0.72	n/a	0.90	n/a	n/a	n/a	0.79	0.96	n/a	n/a	0.89	0.79	0.96					
	0.96			n/a			0.85			0.86								



DISTRICT OF SAANICH 2018 TRAFFIC COUNTS

Major Route: Feltham Road
Minor Route: Tyndall Avenue
Date: Thursday, March 8, 2018
Filename: Feltham@Tyndall-Mar8-2018.xls

Station #: TIN000445
Intersection Type: 3-leg north approach
East/West Route: Feltham Road
Weather: Cloudy and damp



DISTRICT OF SAANICH 2018 TRAFFIC COUNTS

Major Route: Feltham Road
Minor Route: Tyndall Avenue
Date: Thursday, March 8, 2018
Filename: Feltham@Tyndall-Mar8-2018.xls

Station #: TIN000445
Intersection Type: 3-leg north approach
East/West Route: Feltham Road
Weather: Cloudy and damp

Comments:

Bicycle Data

Time Period Starting	Tyndall Ave						Feltham Rd			Feltham Rd			15 Min Total	Hourly Total
	From North			From South			From West			From East				
	Left	Thru	Right	Left	Thru	Right	Left	Thru	Right	Left	Thru	Right		
7:30	0		1				1	1			0	0	3	-
7:45	0		1				0	1			0	0	2 *	-
8:00	3		2				0	2			0	0	7 +	-
8:15	4		0				0	2			1	0	7 *	19
8:30	1		2				0	1			0	0	4 *	20
8:45	0		1				0	0			1	0	2	20
9:00	2		0				0	0			1	0	3	16
9:15	1		1				0	0			0	0	2	11
Total	11	0	8	0	0	0	1	7	0	0	3	0	30	-
Pk Hr	8	0	5	0	0	0	0	6	0	0	1	0	20 *	-
15x4	16	0	8	0	0	0	0	8	0	0	4	0	28 +	-

15:30	0		0				0	0			0	0	0	-
15:45	0		0				0	0			1	0	1	-
16:00	0		0				0	0			0	0	0	-
16:15	0		1				0	1			1	0	3 *	4
16:30	0		0				0	0			0	5	5 *	9
16:45	0		2				1	0			0	1	4 *	12
17:00	0		0				2	2			3	1	8 +	20
17:15	0		0				0	1			0	0	1	18
Total	0	0	3	0	0	0	3	4	0	0	5	7	22	-
Pk Hr	0	0	3	0	0	0	3	3	0	0	4	7	20 *	-
15x4	0	0	8	0	0	0	8	8	0	0	12	20	32 +	-

4 Hr	11	0	11	0	0	0	4	11	0	0	8	7	52	104
------	----	---	----	---	---	---	---	----	---	---	---	---	----	-----

PEAK HOUR SUMMARY

