

Feltham Road @ Larchwood Drive

Thursday, March 08, 2018



The data presented here is for information purposes only and should not be considered authoritative for construction, geotechnical, engineering, navigational, legal, or other site-specific uses. The information shared is owned by the Transportation Division of the Engineering Department at the District of Saanich. Accuracy is not guaranteed.

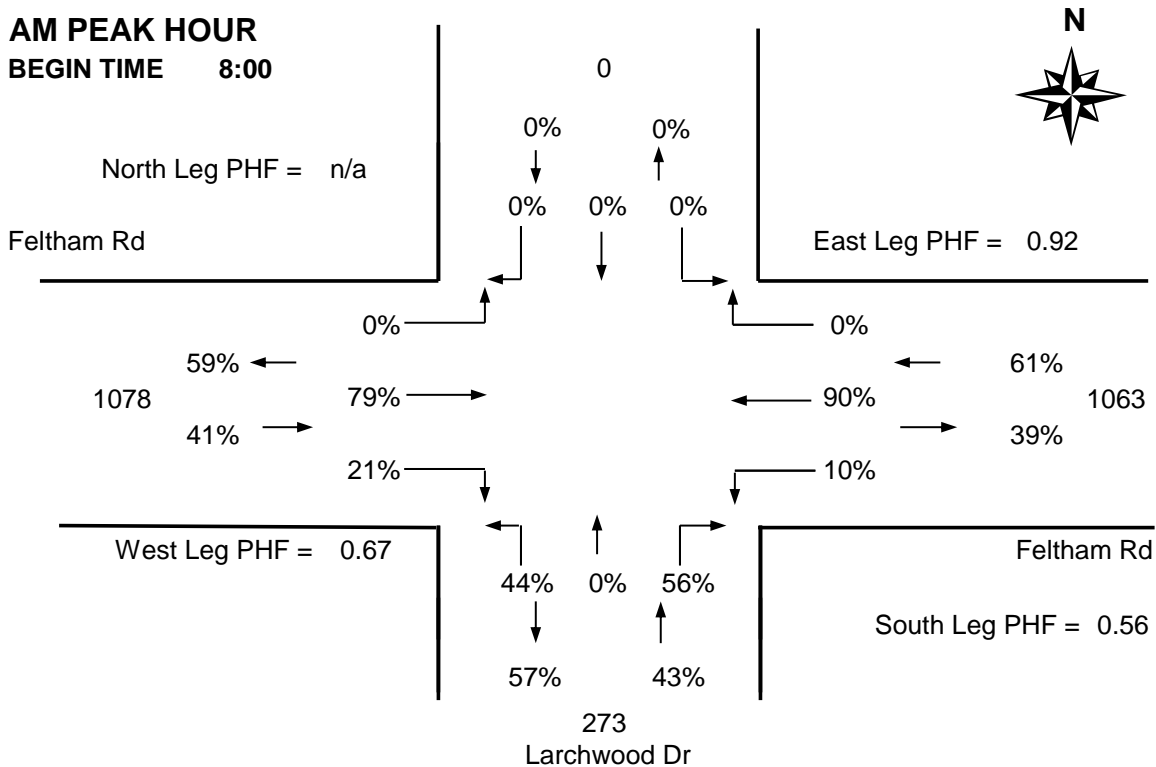
DISTRICT OF SAANICH 2018 TRAFFIC COUNTS

Major Route: Feltham Road
Minor Route: Larchwood Drive
Date: Thursday, March 8, 2018
Filename: Feltham@Larchwood-Mar8-2018.xls

Station #: TIN000470
Intersection Type: 3-leg south approach
East/West Route: Feltham Road
Weather: Cloudy and damp

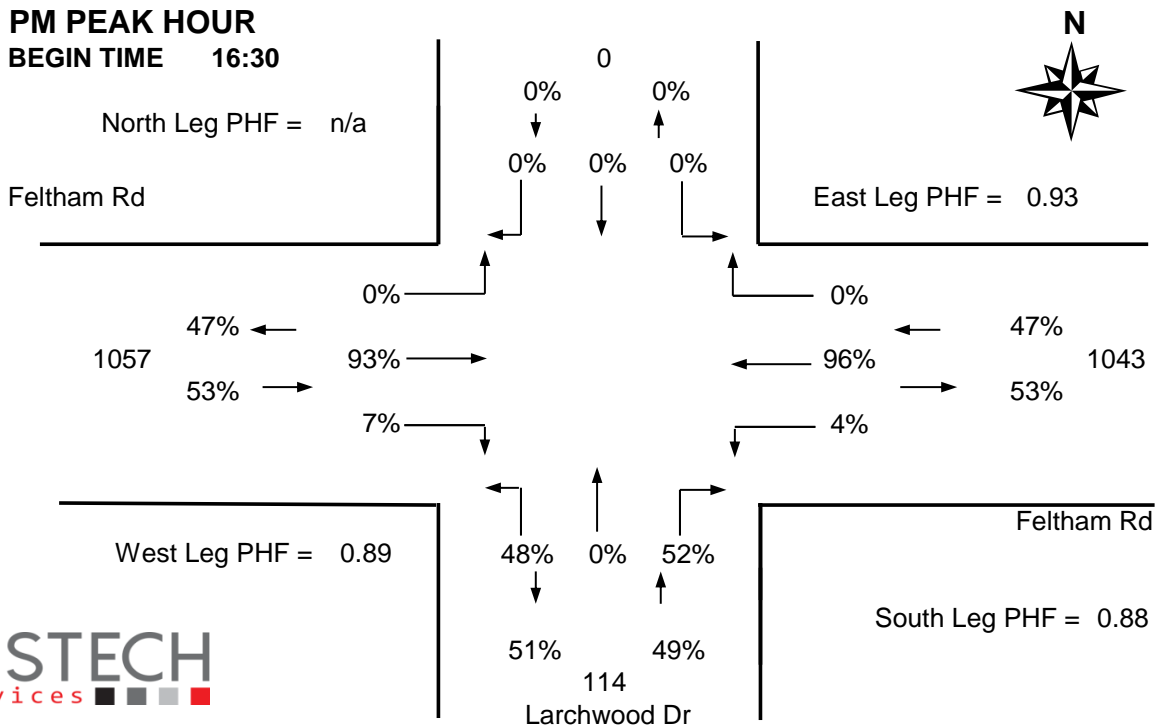
AM PEAK HOUR

BEGIN TIME 8:00



PM PEAK HOUR

BEGIN TIME 16:30



DISTRICT OF SAANICH 2018 TRAFFIC COUNTS

Major Route: Feltham Road
Minor Route: Larchwood Drive
Date: Thursday, March 8, 2018
Filename: Feltham@Larchwood-Mar8-2018.xls

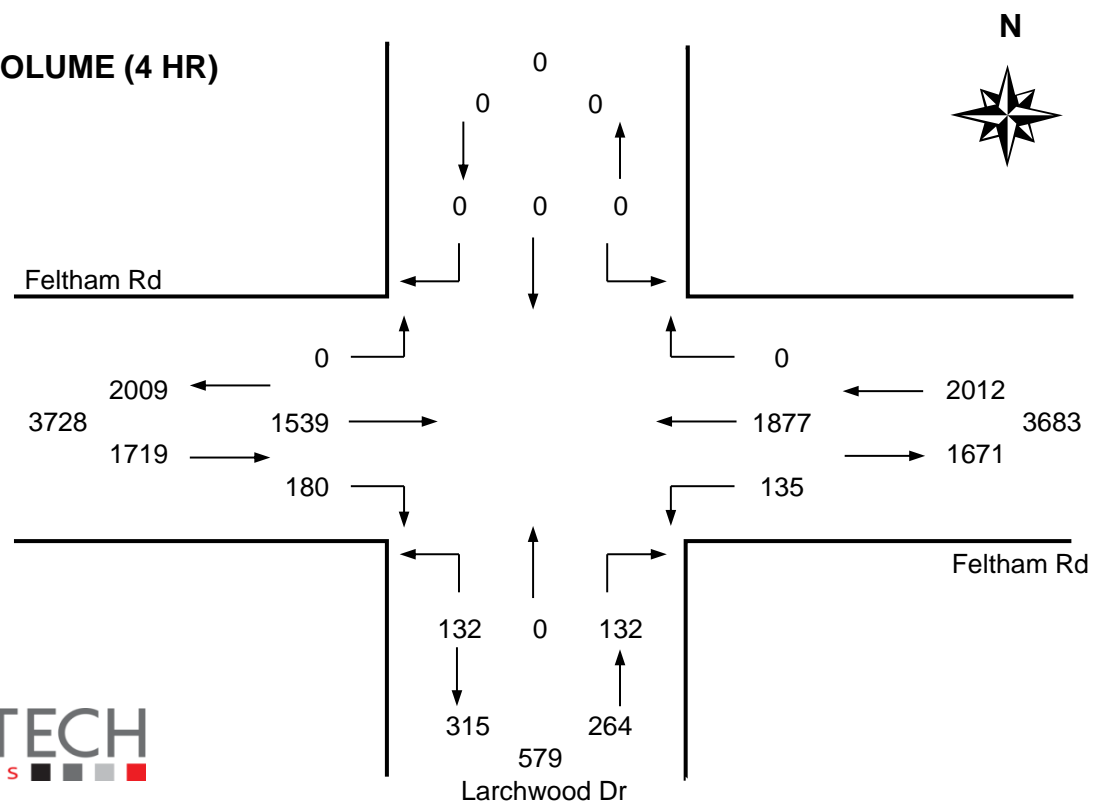
Station #: TIN000470
Intersection Type: 3-leg south approach
East/West Route: Feltham Road
Weather: Cloudy and damp

Comments:

Vehicle Data

Time Period Starting	From North			From South			From West			From East			15 Min Total	Hourly Total	Pedestrians			
	Left	Thru	Right	Left	Thru	Right	Left	Thru	Right	Left	Thru	Right			N	S	W	E
7:30	0	0	0	4	0	5	0	39	0	4	105	0	157	-	0	1	0	7
7:45	0	0	0	4	0	2	0	61	10	5	121	0	203	-	0	2	0	9
8:00	0	0	0	11	0	7	0	74	21	13	123	0	249 *	-	0	3	0	8
8:15	0	0	0	13	0	15	0	121	44	17	155	0	365 +	974	0	0	0	22
8:30	0	0	0	21	0	31	0	74	20	14	162	0	322 *	1139	0	2	0	23
8:45	0	0	0	6	0	13	0	81	8	19	144	0	271 *	1207	0	3	0	23
9:00	0	0	0	5	0	5	0	56	4	3	90	0	163	1121	0	4	0	5
9:15	0	0	0	3	0	2	0	56	9	6	74	0	150	906	0	6	0	2
Total	0	0	0	67	0	80	0	562	116	81	974	0	1880	-	0	21	0	99
Pk Hr	0	0	0	51	0	66	0	350	93	63	584	0	1207 *	-	0	8	0	76
Pk Hr Factor	n/a	n/a	n/a	0.61	n/a	0.53	n/a	0.72	0.53	0.83	0.90	n/a	0.83	* = Peak hour + = Peak 15 minutes				
n/a				0.56			0.67			0.92								
15:30	0	0	0	8	0	6	0	112	7	7	126	0	266	-	0	0	0	8
15:45	0	0	0	13	0	5	0	115	5	9	96	0	243	-	0	2	0	9
16:00	0	0	0	13	0	6	0	124	9	8	110	0	270	-	0	1	0	7
16:15	0	0	0	4	0	6	0	99	6	9	105	0	229	1008	0	1	0	12
16:30	0	0	0	6	0	8	0	106	10	5	123	0	258 *	1000	0	1	0	2
16:45	0	0	0	5	0	8	0	136	11	7	110	0	277 *	1034	0	0	0	4
17:00	0	0	0	6	0	7	0	134	8	5	126	0	286 +	1050	0	0	0	10
17:15	0	0	0	10	0	6	0	151	8	4	107	0	286 *	1107	0	0	0	4
Total	0	0	0	65	0	52	0	977	64	54	903	0	2115	-	0	5	0	56
Pk Hr	0	0	0	27	0	29	0	527	37	21	466	0	1107 *	-	0	1	0	20
Pk Hr Factor	n/a	n/a	n/a	0.68	n/a	0.91	n/a	0.87	0.84	0.75	0.92	n/a	0.97					
n/a				0.88			0.89			0.93								

TOTAL VOLUME (4 HR)



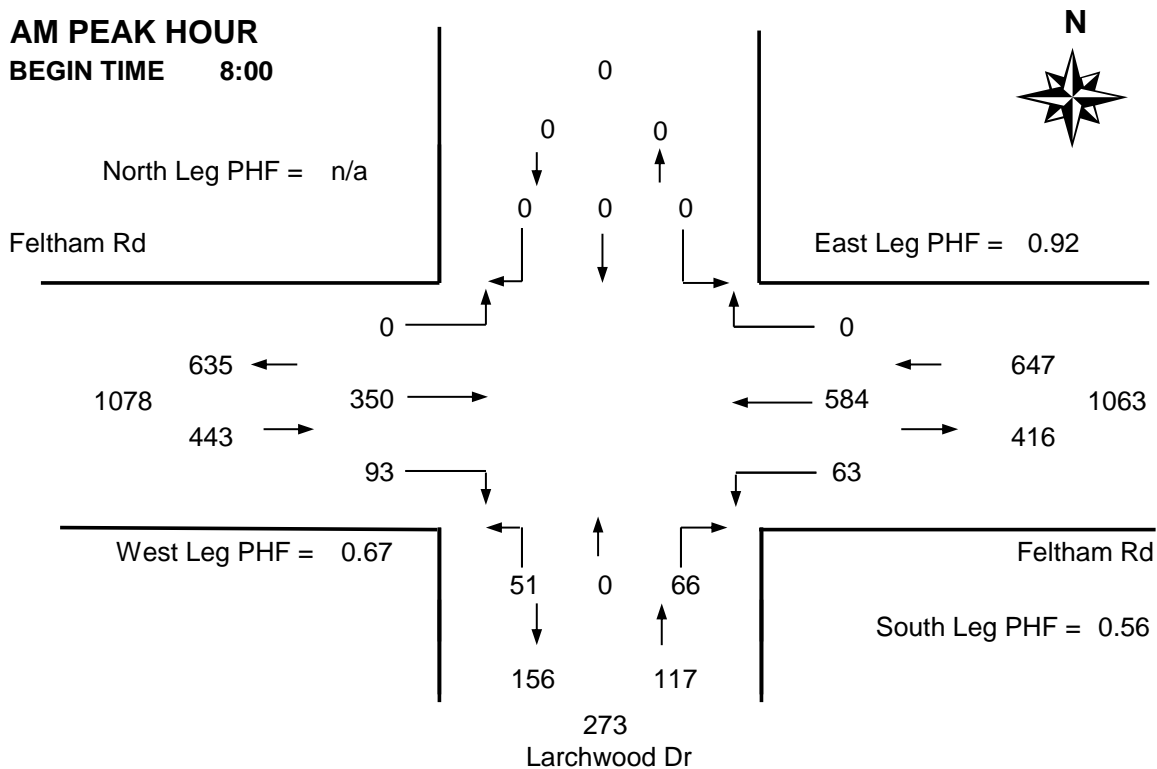
DISTRICT OF SAANICH 2018 TRAFFIC COUNTS

Major Route: Feltham Road
Minor Route: Larchwood Drive
Date: Thursday, March 8, 2018
Filename: Feltham@Larchwood-Mar8-2018.xls

Station #: TIN000470
Intersection Type: 3-leg south approach
East/West Route: Feltham Road
Weather: Cloudy and damp

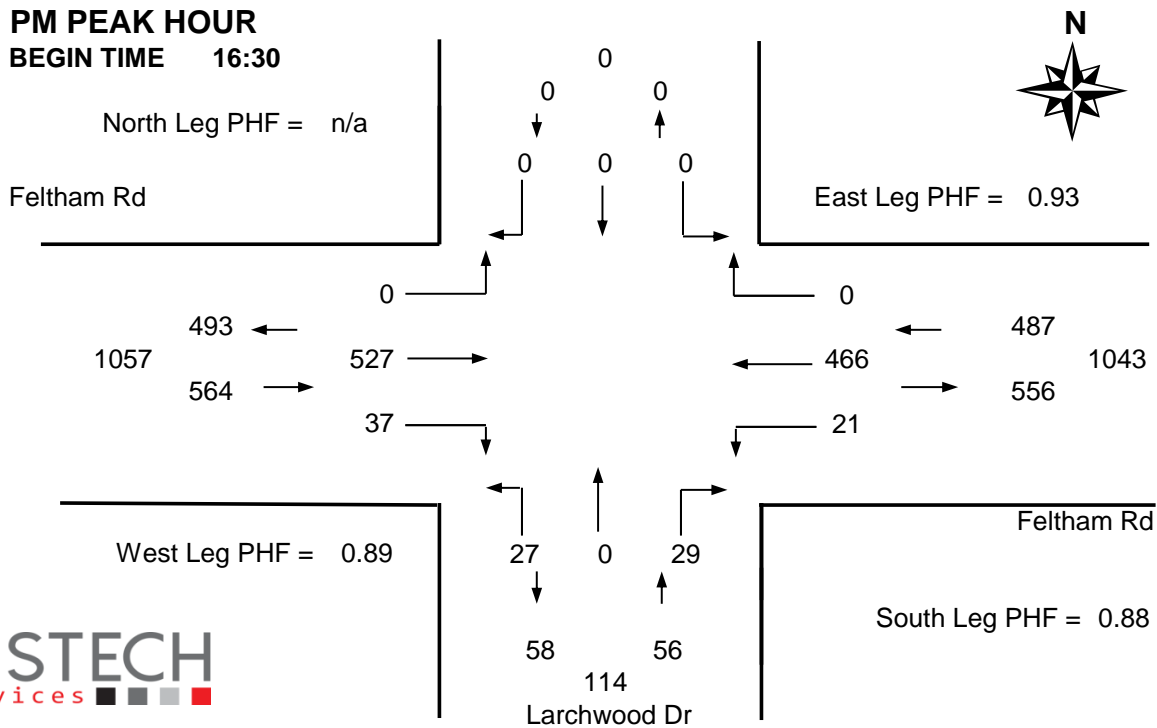
AM PEAK HOUR

BEGIN TIME 8:00



PM PEAK HOUR

BEGIN TIME 16:30



DISTRICT OF SAANICH 2018 TRAFFIC COUNTS

Major Route: Feltham Road
Minor Route: Larchwood Drive
Date: Thursday, March 8, 2018
Filename: Feltham@Larchwood-Mar8-2018.xls

Station #: TIN000470
Intersection Type: 3-leg south approach
East/West Route: Feltham Road
Weather: Cloudy and damp

Comments:

Bicycle Data

Time Period Starting	Larchwood Dr			Feltham Rd			Feltham Rd			15 Min Total	Hourly Total			
	From North			From South			From West					From East		
	Left	Thru	Right	Left	Thru	Right	Left	Thru	Right			Left	Thru	Right
7:30	0	1	0	0	2	0	0	3	3	0	2	0	11 +	-
7:45	0	1	0	0	1	0	0	3	0	0	2	0	7 *	-
8:00	0	2	1	0	1	0	0	0	4	0	3	0	11 *	-
8:15	0	2	0	0	0	0	0	1	1	0	0	0	4 *	33
8:30	0	3	0	0	1	0	0	0	0	1	2	0	7	29
8:45	0	6	0	1	0	0	0	0	2	0	2	0	11	33
9:00	0	1	0	0	1	0	0	1	1	0	0	0	4	26
9:15	0	1	0	0	1	0	0	0	1	0	1	0	4	26
Total	0	17	1	1	7	0	0	8	12	1	12	0	59	-
Pk Hr	0	6	1	0	4	0	0	7	8	0	7	0	33 *	-
15x4	0	8	4	0	8	0	0	12	16	0	12	0	44 +	-

15:30	0	1	0	0	2	0	0	0	0	0	0	0	3	-
15:45	0	0	0	0	1	0	0	0	0	0	1	0	2	-
16:00	0	1	0	1	1	0	0	1	0	0	0	0	4	-
16:15	0	1	0	0	3	0	0	0	0	0	2	0	6	15
16:30	0	1	0	0	2	0	0	0	1	0	0	0	4 *	16
16:45	0	1	0	2	2	0	0	1	0	0	0	0	6 *	20
17:00	0	2	0	5	1	1	0	3	0	0	2	0	14 +	30
17:15	0	0	0	2	3	1	0	1	0	0	1	0	8 *	32
Total	0	7	0	10	15	2	0	6	1	0	6	0	47	-
Pk Hr	0	4	0	9	8	2	0	5	1	0	3	0	32 *	-
15x4	0	8	0	20	12	4	0	12	4	0	8	0	56 +	-

4 Hr	0	24	1	11	22	2	0	14	13	1	18	0	106	212
------	---	----	---	----	----	---	---	----	----	---	----	---	-----	-----

PEAK HOUR SUMMARY

