

Feltham Road @ Lambrick Way

Thursday, February 23, 2017

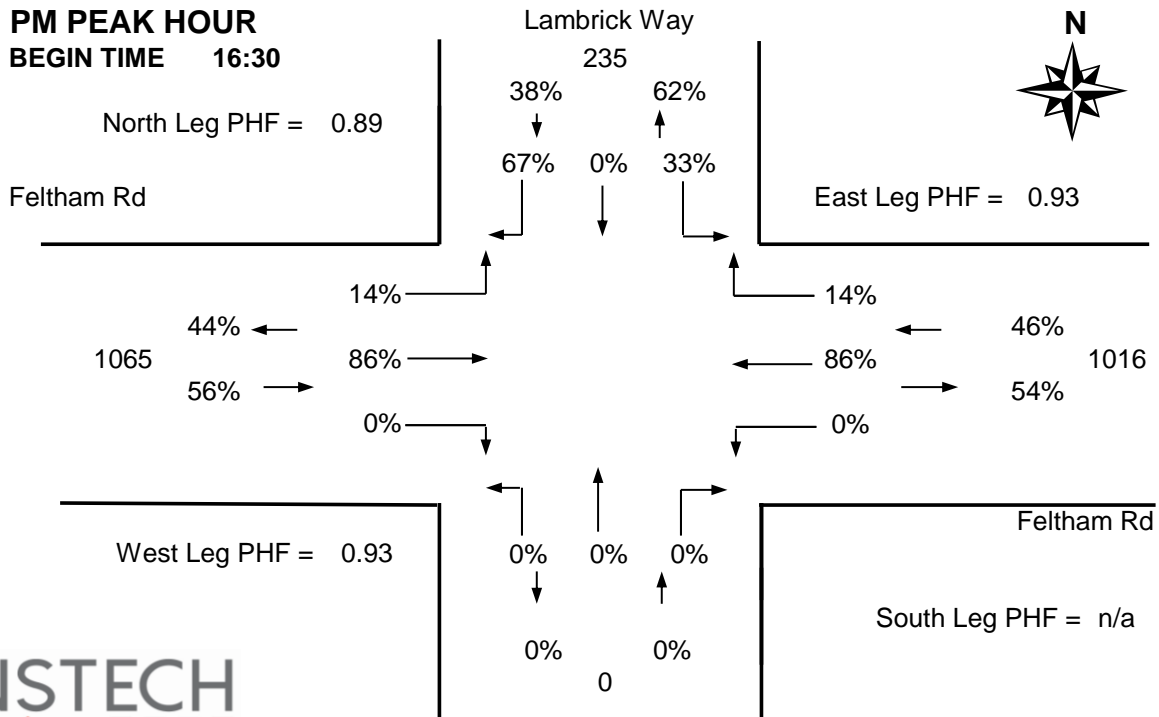
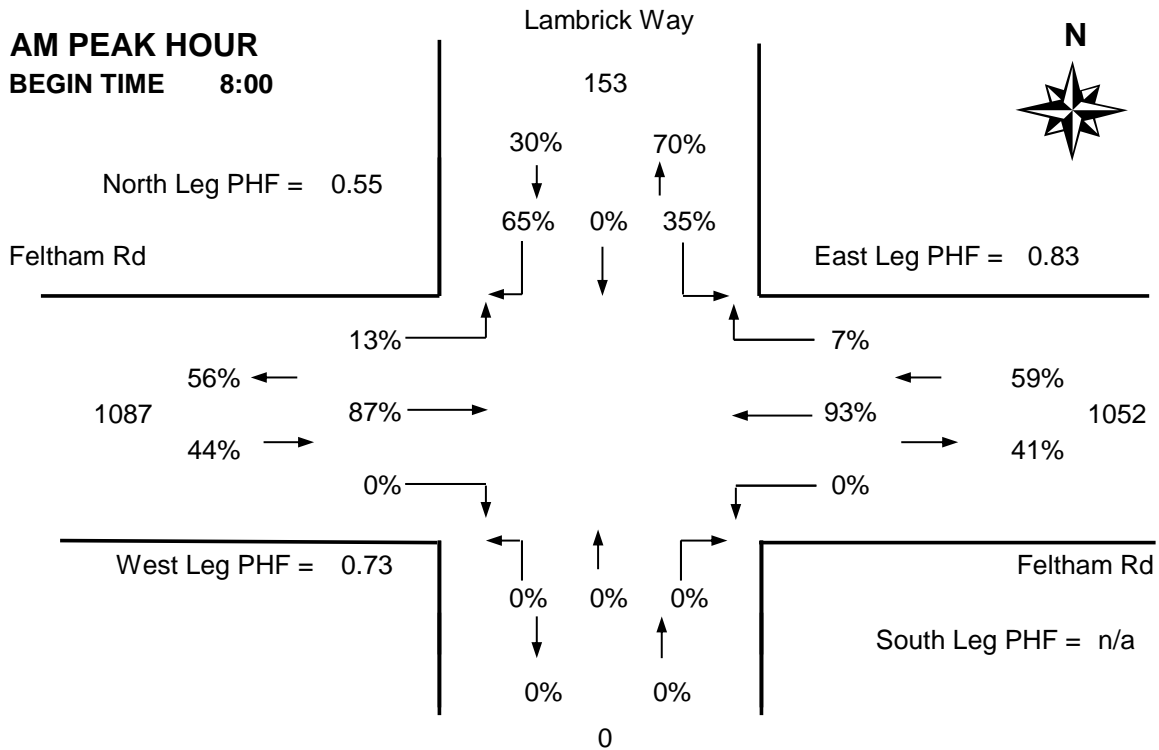


The data presented here is for information purposes only and should not be considered authoritative for construction, geotechnical, engineering, navigational, legal, or other site-specific uses. The information shared is owned by the Transportation Division of the Engineering Department at the District of Saanich. Accuracy is not guaranteed.

DISTRICT OF SAANICH 2017 TRAFFIC COUNTS

Major Route: Feltham Road
Minor Route: Lambrick Way
Date: Thursday, February 23, 2017
Filename: Feltham@Lambrick-Feb23-2017.xls

Station #: TIN000484
Intersection Type: 3-leg north approach
East/West Route: Feltham Road
Weather: Clear and dry



DISTRICT OF SAANICH 2017 TRAFFIC COUNTS

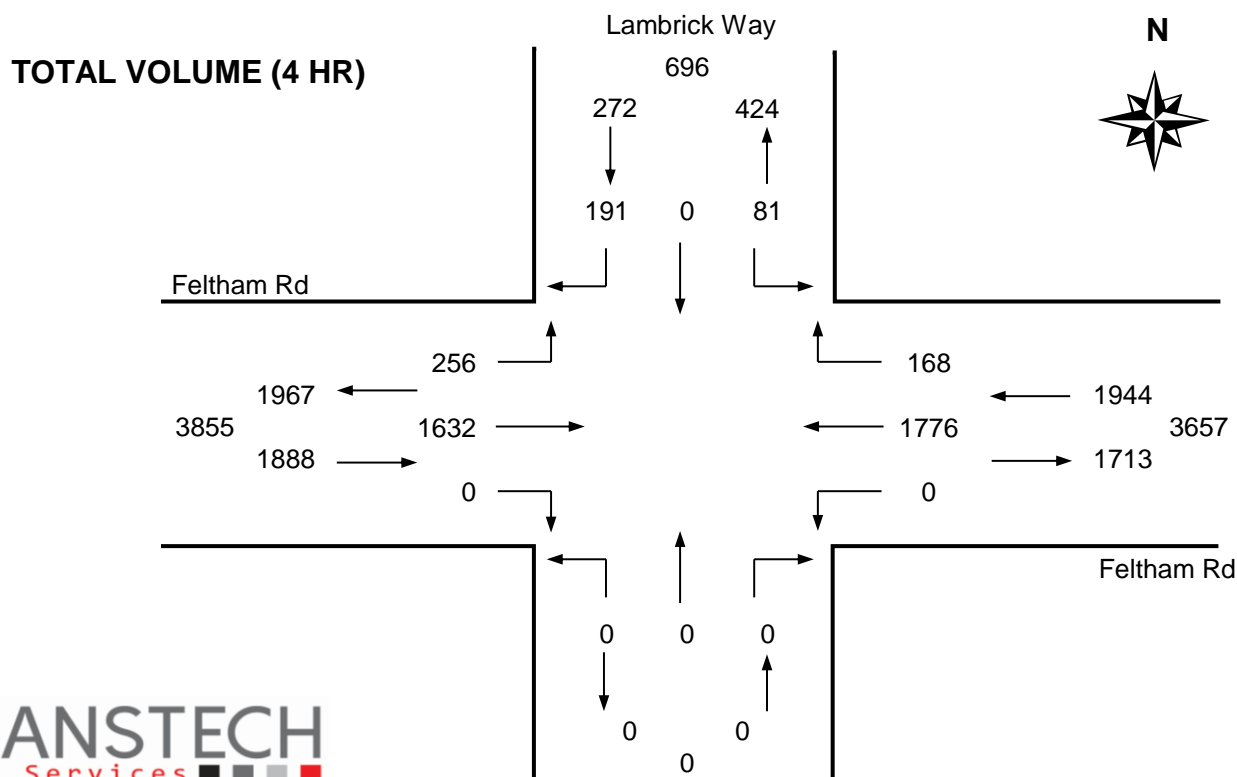
Major Route: Feltham Road
Minor Route: Lambrick Way
Date: Thursday, February 23, 2017
Filename: Feltham@Lambrick-Feb23-2017.xls

Station #: TIN000484
Intersection Type: 3-leg north approach
East/West Route: Feltham Road
Weather: Clear and dry

Comments:

Vehicle Data

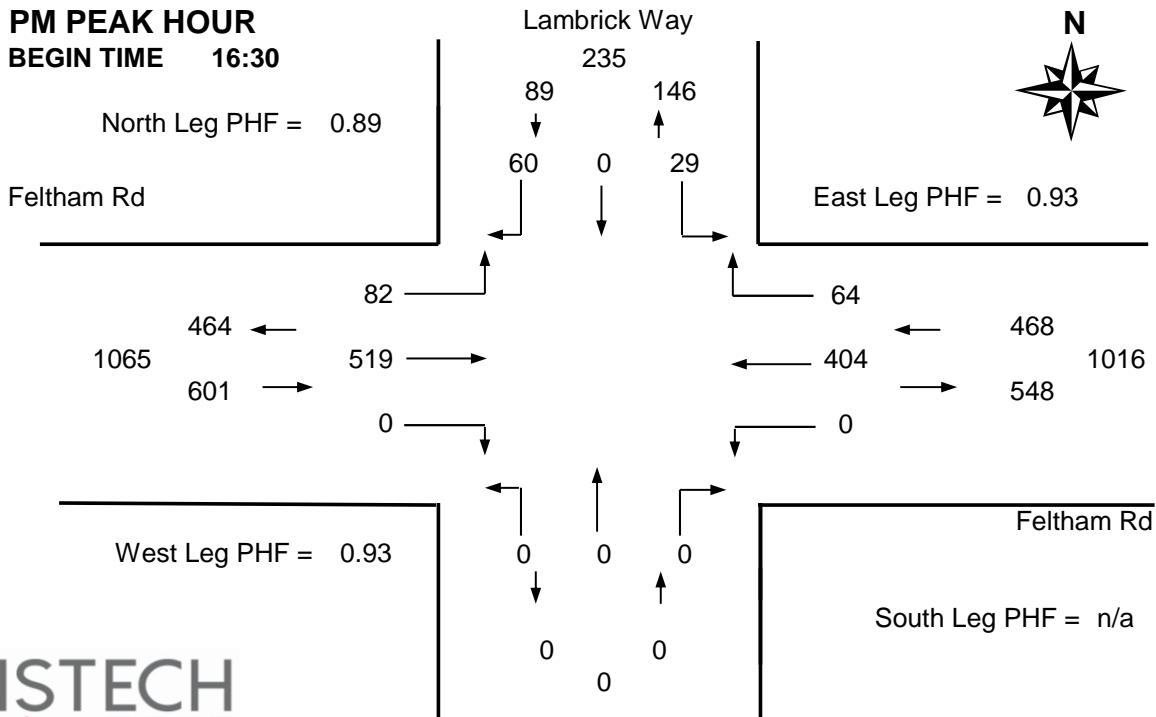
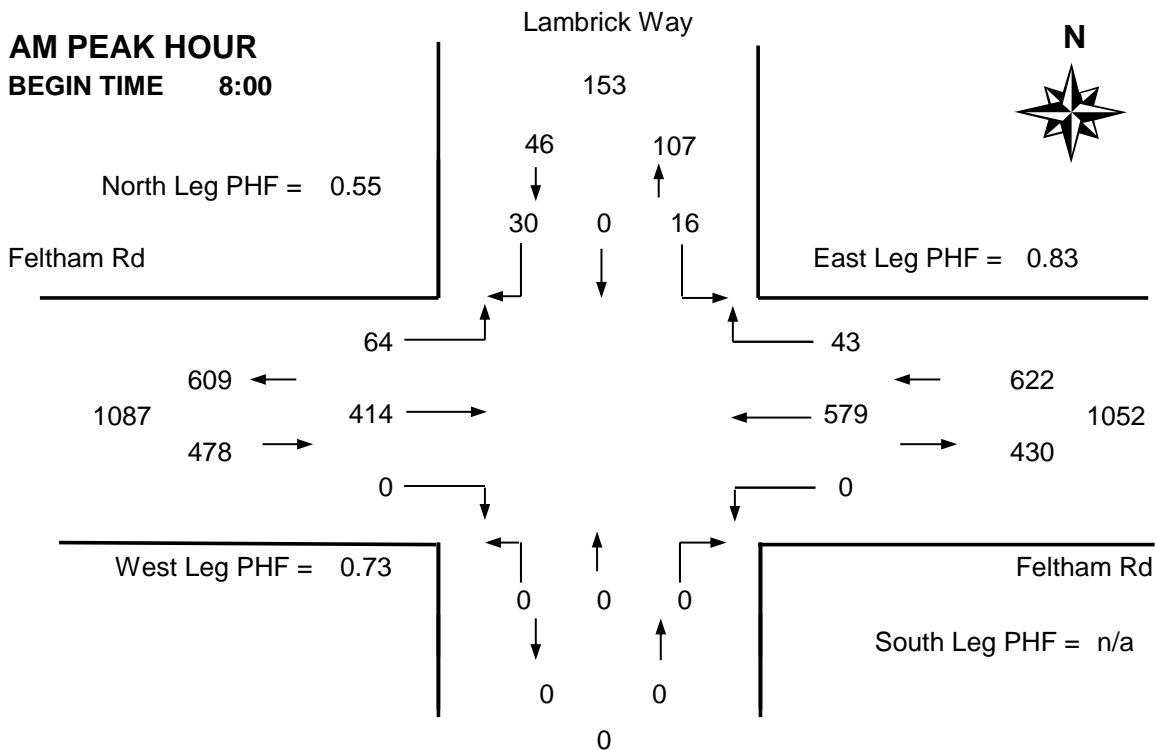
Time Period Starting	Lambrick Way			From South			Feltham Rd From West			Feltham Rd From East			15 Min Total	Hourly Total	Pedestrians			
	From North			Left	Thru	Right	Left	Thru	Right	Left	Thru	Right			N	S	W	E
	Left	Thru	Right															
7:30	3		6				11	42			90	6	158	-	1			0
7:45	1		5				16	58			106	6	192	-	3			0
8:00	4		1				12	94			122	7	240 *	-	5			0
8:15	6		15				16	147			162	11	357 +	947	1			0
8:30	3		7				15	87			180	8	300 *	1089	0			0
8:45	3		7				21	86			115	17	249 *	1146	6			0
9:00	7		16				16	63			101	11	214	1120	1			0
9:15	7		13				17	56			89	9	191	954	5			0
Total	34	0	70	0	0	0	124	633	0	0	965	75	1901	-	22	0	0	0
Pk Hr	16	0	30	0	0	0	64	414	0	0	579	43	1146 *	-	12	0	0	0
Pk Hr Factor	0.67	n/a	0.50	n/a	n/a	n/a	0.76	0.70	n/a	n/a	0.80	0.63	0.80	* = Peak hour + = Peak 15 minutes				
	0.55			n/a			0.73			0.83								
15:30	5		15				11	101			119	5	256	-	4			0
15:45	3		13				16	112			81	12	237	-	3			1
16:00	5		13				6	128			116	2	270	-	2			0
16:15	5		20				17	139			91	10	282	1045	4			0
16:30	10		11				15	129			115	10	290 *	1079	3			0
16:45	9		13				26	128			100	26	302 +	1144	6			0
17:00	3		22				23	119			86	17	270 *	1144	8			2
17:15	7		14				18	143			103	11	296 *	1158	3			0
Total	47	0	121	0	0	0	132	999	0	0	811	93	2203	-	33	0	0	3
Pk Hr	29	0	60	0	0	0	82	519	0	0	404	64	1158 *	-	20	0	0	2
Pk Hr Factor	0.73	n/a	0.68	n/a	n/a	n/a	0.79	0.91	n/a	n/a	0.88	0.62	0.96					
	0.89			n/a			0.93			0.93								



DISTRICT OF SAANICH 2017 TRAFFIC COUNTS

Major Route: Feltham Road
Minor Route: Lambrick Way
Date: Thursday, February 23, 2017
Filename: Feltham@Lambrick-Feb23-2017.xls

Station #: TIN000484
Intersection Type: 3-leg north approach
East/West Route: Feltham Road
Weather: Clear and dry



DISTRICT OF SAANICH 2017 TRAFFIC COUNTS

Major Route: Feltham Road
Minor Route: Lambrick Way
Date: Thursday, February 23, 2017
Filename: Feltham@Lambrick-Feb23-2017.xls

Station #: TIN000484
Intersection Type: 3-leg north approach
East/West Route: Feltham Road
Weather: Clear and dry

Comments:

Bicycle Data

Time Period Starting	Lambrick Way			From South			Feltham Rd From West			Feltham Rd From East			15 Min Total	Hourly Total
	From North			Left	Thru	Right	Left	Thru	Right	Left	Thru	Right		
	Left	Thru	Right											
7:30	0		1				0	3			1	0	5	-
7:45	2		1				0	1			0	1	5 *	-
8:00	0		0				0	1			1	0	2 *	-
8:15	0		1				1	2			2	0	6 +	18
8:30	1		0				0	2			3	0	6 *	19
8:45	1		0				0	0			4	0	5	19
9:00	0		0				0	1			0	0	1	18
9:15	2		1				0	1			1	0	5	17
Total	6	0	4	0	0	0	1	11	0	0	12	1	35	-
Pk Hr	3	0	2	0	0	0	1	6	0	0	6	1	19 *	-
15x4	4	0	4	0	0	0	4	8	0	0	16	0	36 +	-

15:30	0		0				0	3			1	1	5 *	-
15:45	1		0				1	2			0	0	4 *	-
16:00	1		1				1	1			3	1	8 +	-
16:15	0		0				1	1			3	0	5 *	22
16:30	0		0				0	0			2	0	2	19
16:45	0		0				0	2			2	1	5	20
17:00	1		0				0	2			1	0	4	16
17:15	0		0				0	1			0	0	1	12
Total	3	0	1	0	0	0	3	12	0	0	12	3	34	-
Pk Hr	2	0	1	0	0	0	3	7	0	0	7	2	22 *	-
15x4	4	0	4	0	0	0	4	8	0	0	12	4	36 +	-

4 Hr	9	0	5	0	0	0	4	23	0	0	24	4	69	138
------	---	---	---	---	---	---	---	----	---	---	----	---	----	-----

PEAK HOUR SUMMARY

