

Cook Street @ Linwood Avenue

Wednesday, March 07, 2018



The data presented here is for information purposes only and should not be considered authoritative for construction, geotechnical, engineering, navigational, legal, or other site-specific uses. The information shared is owned by the Transportation Division of the Engineering Department at the District of Saanich. Accuracy is not guaranteed.

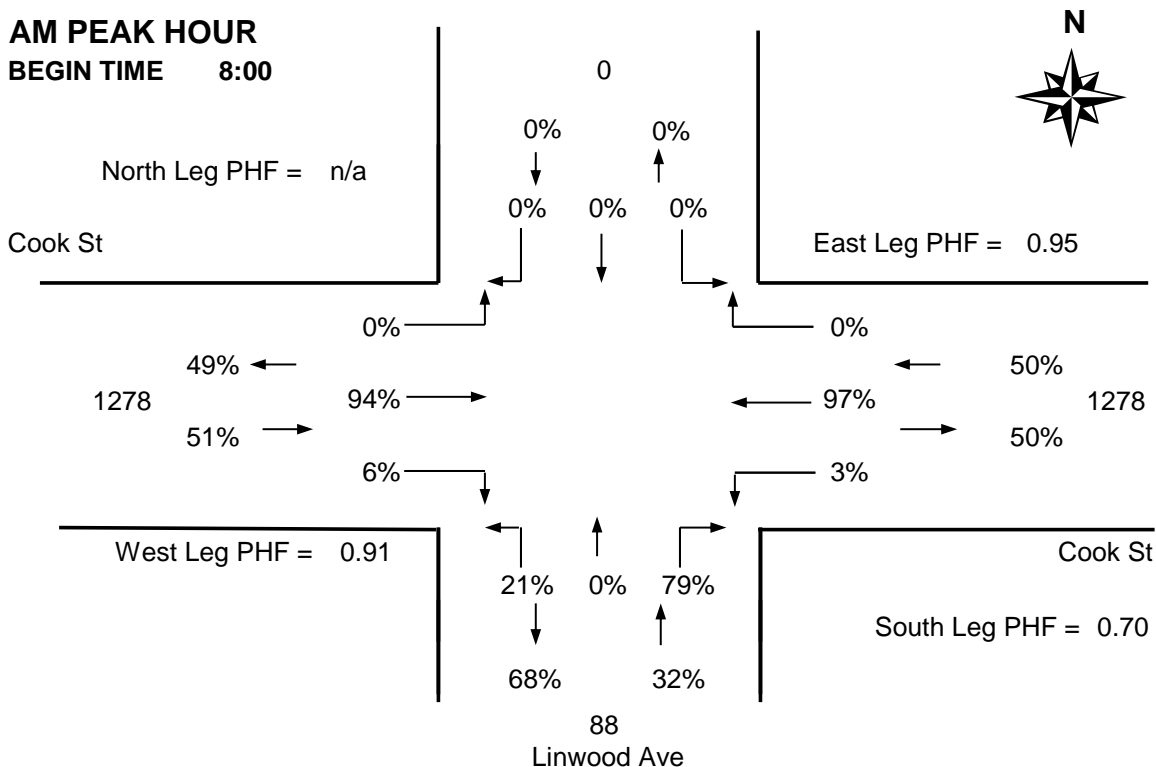
DISTRICT OF SAANICH 2018 TRAFFIC COUNTS

Major Route: Cook Street
Minor Route: Linwood Avenue
Date: Wednesday, March 7, 2018
Filename: Cook@Linwood-Mar7-2018.xls

Station #: TIN000701
Intersection Type: 3-leg south approach
East/West Route: Cook Street
Weather: Cloudy and damp

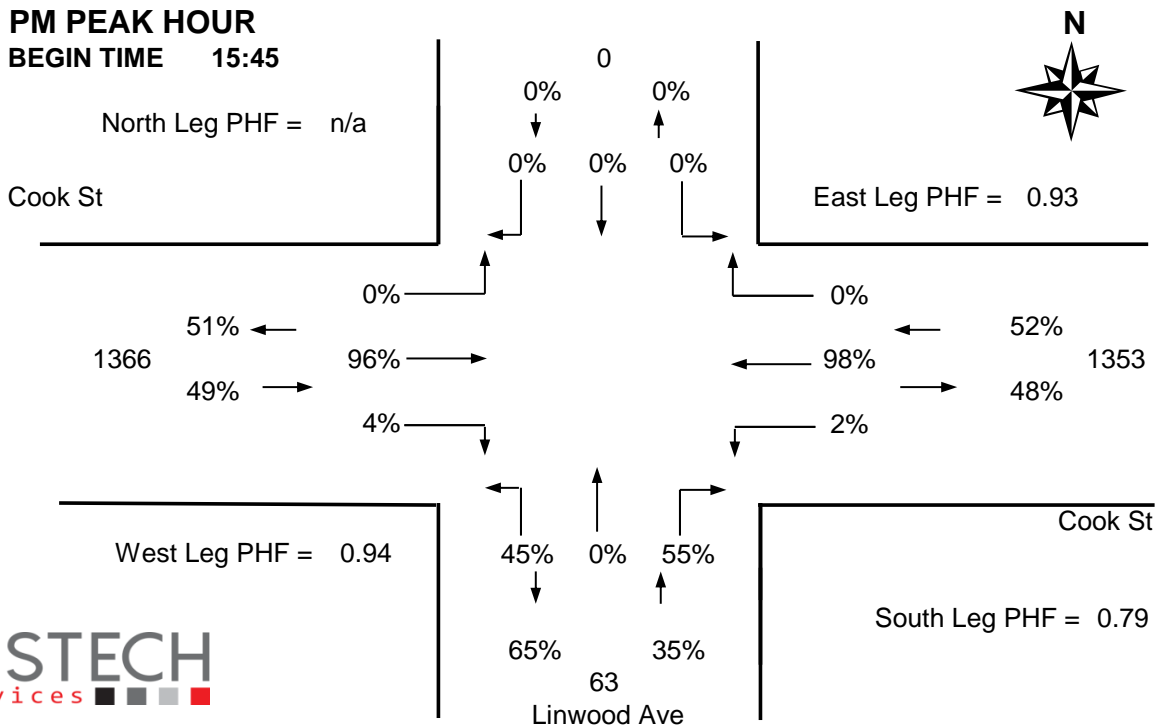
AM PEAK HOUR

BEGIN TIME 8:00



PM PEAK HOUR

BEGIN TIME 15:45



DISTRICT OF SAANICH 2018 TRAFFIC COUNTS

Major Route: Cook Street
Minor Route: Linwood Avenue
Date: Wednesday, March 7, 2018
Filename: Cook@Linwood-Mar7-2018.xls

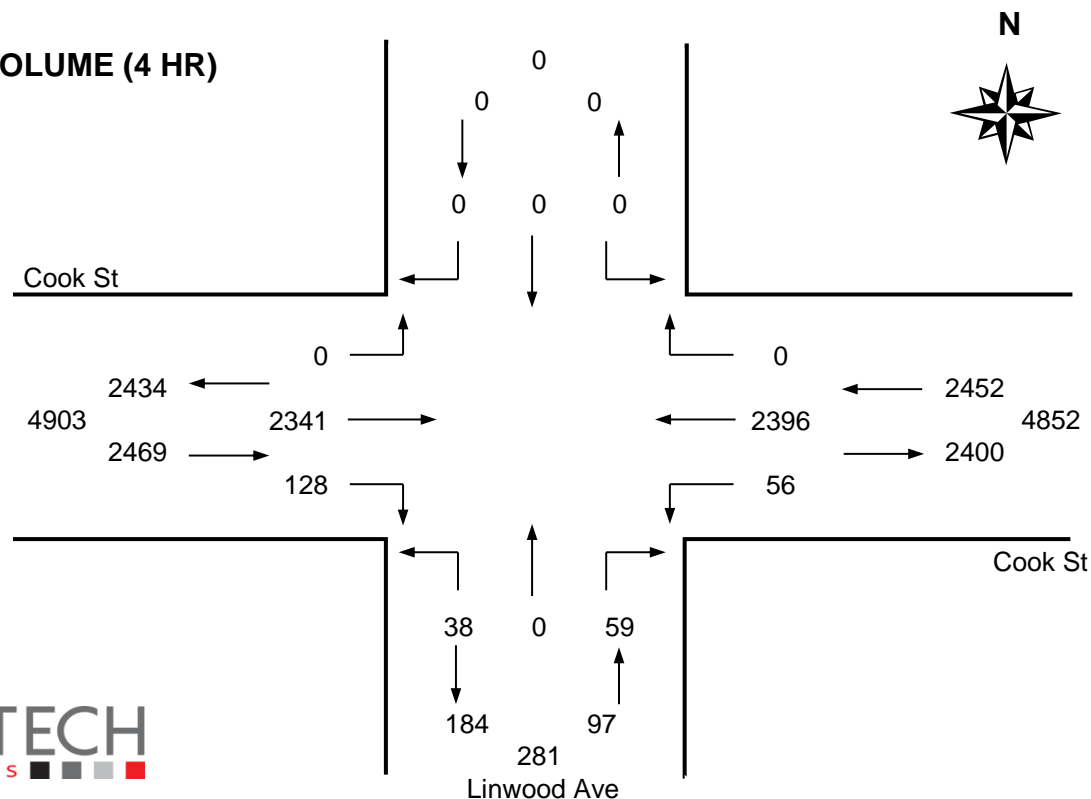
Station #: TIN000701
Intersection Type: 3-leg south approach
East/West Route: Cook Street
Weather: Cloudy and damp

Comments:

Vehicle Data

Time Period Starting	Linwood Ave			Cook St			Cook St			15 Min Total	Hourly Total	Pedestrians						
	From North			From South			From West					From East			N	S	W	E
	Left	Thru	Right	Left	Thru	Right	Left	Thru	Right			Left	Thru	Right				
7:30				4		3		125	5	5	112		254	-		3	3	1
7:45				2		1		130	2	4	148		287	-		2	3	0
8:00				1		3		160	5	1	168		338 *	-		4	5	0
8:15				1		7		158	5	8	149		328 *	1207		2	2	0
8:30				0		6		132	12	10	141		301 *	1254		8	10	0
8:45				4		6		163	16	3	163		355 +	1322		2	9	0
9:00				6		3		111	8	0	122		250	1234		0	2	0
9:15				2		3		107	5	0	116		233	1139		1	4	0
Total	0	0	0	20	0	32	0	1086	58	31	1119	0	2346	-	0	22	38	1
Pk Hr	0	0	0	6	0	22	0	613	38	22	621	0	1322 *	-	0	16	26	0
Pk Hr Factor	n/a	n/a	n/a	0.38	n/a	0.79	n/a	0.94	0.59	0.55	0.92	n/a	0.93	* = Peak hour + = Peak 15 minutes				
n/a				0.70			0.91			0.95								
15:30				1		2		152	5	1	158		319	-		7	2	0
15:45				5		2		161	3	4	160		335 *	-		6	6	0
16:00				3		1		147	10	2	183		346 *	-		2	1	0
16:15				2		5		161	9	4	185		366 +	1366		6	2	0
16:30				0		4		171	6	3	160		344 *	1391		7	2	0
16:45				3		4		149	13	4	160		333	1389		5	2	0
17:00				1		7		154	8	5	117		292	1335		8	2	0
17:15				3		2		160	16	2	154		337	1306		5	2	0
Total	0	0	0	18	0	27	0	1255	70	25	1277	0	2672	-	0	46	19	0
Pk Hr	0	0	0	10	0	12	0	640	28	13	688	0	1391 *	-	0	21	11	0
Pk Hr Factor	n/a	n/a	n/a	0.50	n/a	0.60	n/a	0.94	0.70	0.81	0.93	n/a	0.95					
n/a				0.79			0.94			0.93								

TOTAL VOLUME (4 HR)



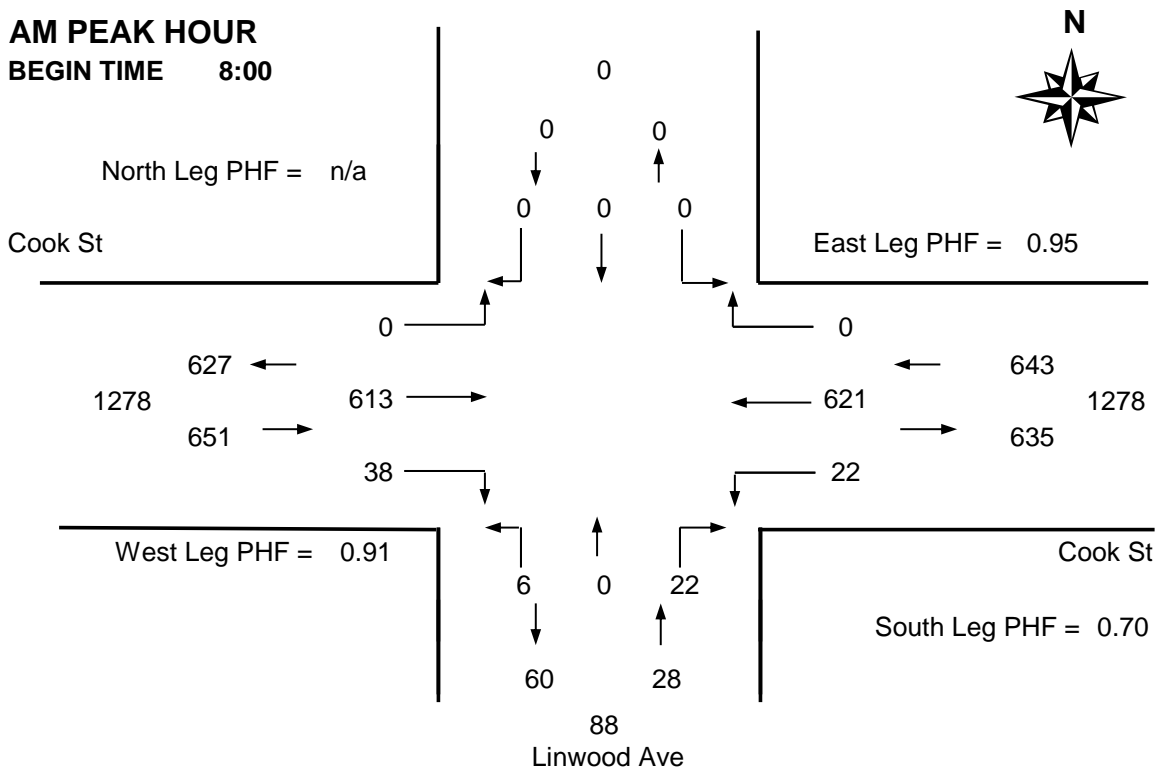
DISTRICT OF SAANICH 2018 TRAFFIC COUNTS

Major Route: Cook Street
Minor Route: Linwood Avenue
Date: Wednesday, March 7, 2018
Filename: Cook@Linwood-Mar7-2018.xls

Station #: TIN000701
Intersection Type: 3-leg south approach
East/West Route: Cook Street
Weather: Cloudy and damp

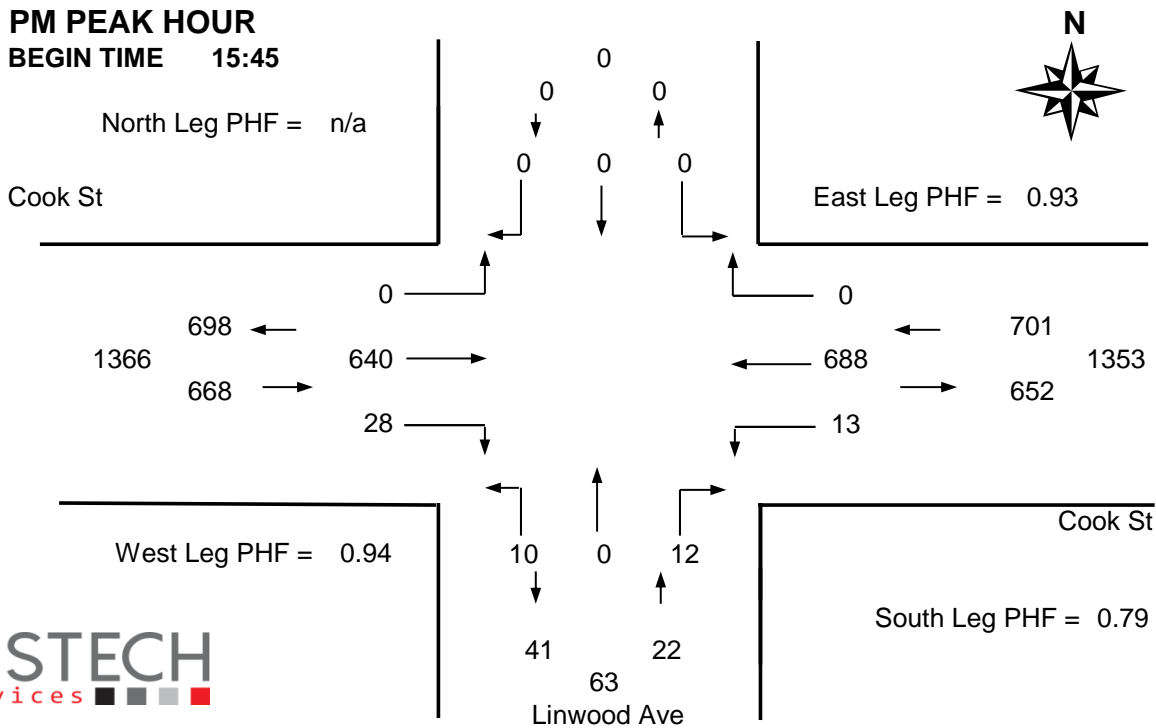
AM PEAK HOUR

BEGIN TIME 8:00



PM PEAK HOUR

BEGIN TIME 15:45



DISTRICT OF SAANICH 2018 TRAFFIC COUNTS

Major Route: Cook Street
Minor Route: Linwood Avenue
Date: Wednesday, March 7, 2018
Filename: Cook@Linwood-Mar7-2018.xls

Station #: TIN000701
Intersection Type: 3-leg south approach
East/West Route: Cook Street
Weather: Cloudy and damp

Comments:

Bicycle Data

Time Period Starting	Linwood Ave			Cook St			Cook St			15 Min Total	Hourly Total			
	From North			From South			From West					From East		
	Left	Thru	Right	Left	Thru	Right	Left	Thru	Right			Left	Thru	Right
7:30				0		0		4	0	0	8		12 +	-
7:45				1		1		2	0	1	4		9 *	-
8:00				0		1		1	1	0	8		11 *	-
8:15				0		0		3	0	0	1		4 *	36
8:30				0		1		3	2	0	4		10	34
8:45				1		0		1	1	0	3		6	31
9:00				0		0		2	0	0	0		2	22
9:15				0		0		0	0	0	1		1	19
Total	0	0	0	2	0	3	0	16	4	1	29	0	55	-
Pk Hr	0	0	0	1	0	2	0	10	1	1	21	0	36 *	-
15x4	0	0	0	4	0	4	0	16	4	4	32	0	48 +	-

15:30				0		0		2	0	0	2		4	-
15:45				0		0		1	0	2	1		4	-
16:00				0		1		0	1	1	2		5	-
16:15				0		0		3	0	0	0		3	16
16:30				0		1		3	0	0	1		5 *	17
16:45				2		0		5	2	1	4		14 +	27
17:00				0		1		6	1	0	4		12 *	34
17:15				0		1		1	0	1	3		6 *	37
Total	0	0	0	2	0	4	0	21	4	5	17	0	53	-
Pk Hr	0	0	0	2	0	3	0	15	3	2	12	0	37 *	-
15x4	0	0	0	8	0	4	0	24	8	4	16	0	56 +	-

4 Hr	0	0	0	4	0	7	0	37	8	6	46	0	108	216
------	---	---	---	---	---	---	---	----	---	---	----	---	-----	-----

PEAK HOUR SUMMARY

